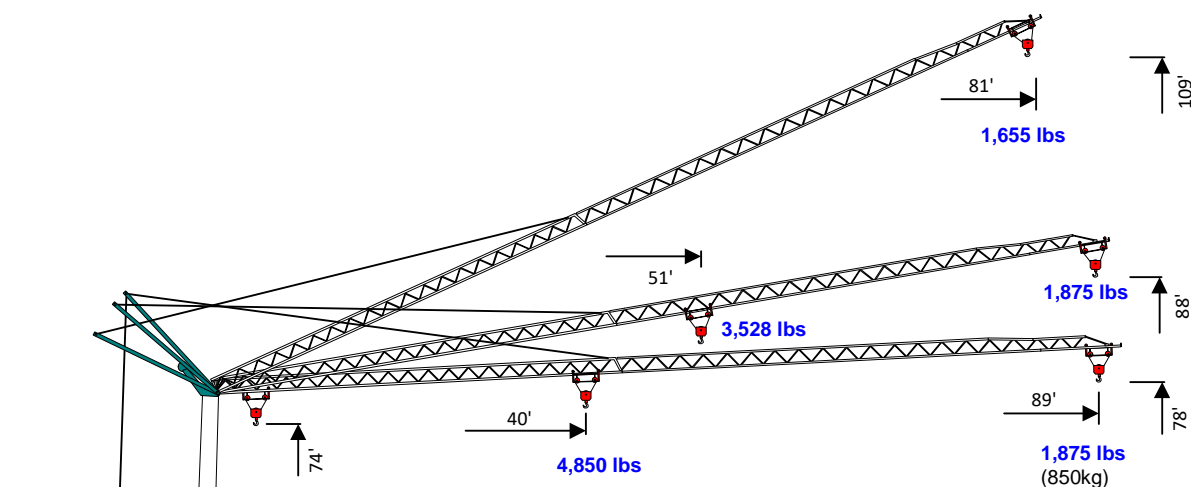




Self-Erecting Crane

V 1989/78-SC

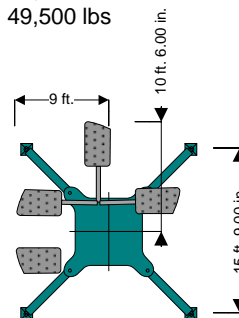
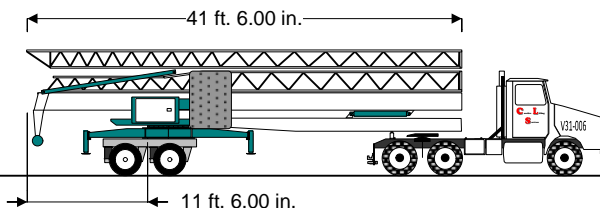
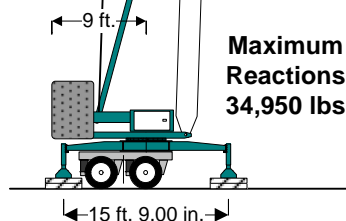
(1,875 lbs, 89'/78')



Power Requirements
Single Phase OR Three Phase
240V or 480V

**Self-Contained
Hydraulic Outriggers**

Ballast Blocks X 2 9,300 lbs
Total Ballast: 18,600 lbs
Crane Weight: 30,900 lbs
Total Erected Weight: 49,500 lbs



Hook	Ft.	40	43	49	56	62	69	75	82	89
Radius	Meters	12.3	13	15	17	19	21	23	25	27
89'	Lbs	4,851	4,463	3,764	3,246	2,847	2,527	2,269	2,055	1,874
27m	KG	2.200	2.024	1.707	1.472	1.291	1.146	1.029	0.932	0.850

Creative Lifting Services Inc.

Call Kelly or Will Phone: 303-659-8102 Fax: 303-659-5314

kelly@creativelifting.com will@creativelifting.com www.creativelifting.com