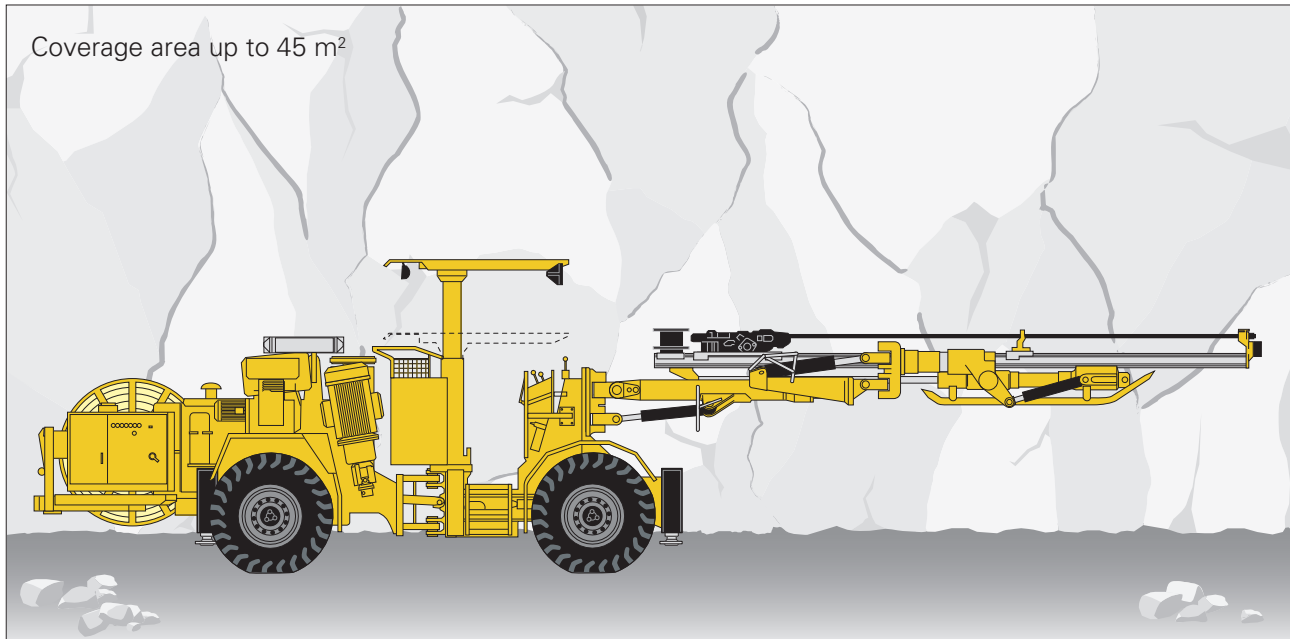


Boomer 282

Equipped with COP 1638HD+ or COP 1838HD+ rock drills



Hydraulically controlled mining and tunnelling face drilling rig with two BUT 28 booms. Available with a variety of rock drills to suit customer requirements.

Standard features

» Rock drill

- COP 1638HD+ or COP 1838HD + rock drill with dual-damping system for optimal consumable life
- Pressurized housing and mating surfaces to reduce internal contamination of the rock drill

» Hydraulic boom

- BUT 28 heavy-duty boom with double tripod suspension for accurate hydraulic parallel holding in all directions

» Hydraulic feed

- BMH 2800-series heavy-duty aluminium feed with high bending and torsional resistance for maximum durability
- Snap-on stainless steel sleeves and polymer contacts

» Control system

- Hydraulically controlled drilling system which incorporates the anti-jamming function Rotation Pressure Controlled Feed (RPCF)

» Carrier

- Sturdy, articulated carrier with four-wheel drive
- Powered by a 4-cylinder, EPA III/COM III (Tier 3/Stage IIIA) approved diesel engine
- Four jacks for stable set up

» General

- FOPS-approved telescopic protective roof
- Cable reel
- Electrically driven piston compressor
- Electrically driven water booster pump
- Working lights

Specifications

ROCK DRILL

	COP 1638HD+	COP 1838HD+
Shank adapter	R32/R38/T38	R32/R38/T38
Height over drill centre	88 mm	88 mm
Length without shank	1 008 mm	1 008 mm
Impact power	16 kW	18 kW
Impact rate	60 Hz	60 Hz
Hydraulic pressure	200 bar	230 bar
Rotation system	Separate rotation	Separate rotation
Rotation speed	0–340 rpm	0–340 rpm
Rotation torque, max	640 Nm	640 Nm
Lub. air consump. at 2 bar	6 l/s	6 l/s
Water consumption	1.1 l/s	1.1 l/s
Weight	170 kg	170 kg
Sound level	<106 dB(A)	<106 dB(A)

FEED

BMH 2800	BMH 2831	BMH 2837	BMH 2843	BMH 2849
Total length	4 677 mm	5 287 mm	5 897 mm	6 507 mm
Drill steel length	3 090 mm	3 700 mm	4 310 mm	4 920 mm
Hole depth	2 795 mm	3 405 mm	4 015 mm	4 625 mm
Weight, incl. drill	475 kg	495 kg	525 kg	540 kg
Feed force	15.0 kN	15.0 kN	15.0 kN	15.0 kN

» Boom

- Boom BUT 28
- Feed extension 1 250 mm
- Boom extension 1 250 mm
- Parallel holding complete
- Feed roll-over 360°
- Max. lifting angle +65°/-30°
- Max. swinging angle +45°/-25°
- Weight, boom only 1 750 kg

» Air system

- Electronically driven screw compressor Atlas Copco LE7
- Capacity, max at 7 bar 12.5 l/s
- Air pressure gauge

» Water system

- Electronically driven water booster pump Flygt PXR812H
- Water booster pump max capacity at 13.5 bar 100 l/min
- Min water inlet pressure 2 bar
- Water flow guard

» Control system

- Direct hydraulic Control System, DCS
- Basic functions such as anti-jamming included

» Electrical system

- Total installed power 125 kW
- Main motors 2 x 55 kW
- Voltage 380–1 000 V
- Frequency 50–60 Hz
- Starting method star/delta (1 000 V direct start)
- Thermal overload protection for electric motors
- Percussion hour meter
- Digital voltmeter/ampere meter in electric cabinet
- Phase sequence indicator
- Earth fault indicator
- Battery charger
- Transformer 4 kVA
- Cable reel, diameter 660/1 395 mm

» Hydraulic system

- Hydraulic pumps 2 separate units, one for each boom
- Pumps unloaded at start
- System pressure, max 150–230 bar
- Hydraulic oil tank, volume max/min 195 l
- Oil temperature gauge on oil tank
- Electrical oil filling pump
- Oil filter indicator
- Water cooled oil
- Filtration 16 µm
- Mineral hydraulic oil
- Two operator control panels

» Carrier

- Deutz 4-cylinder, D914 L04 2V, EPA III/COM III (Tier 3/ Stage IIIA) approved 4-stroke prechamber diesel engine
- Power rating at 2 300 rpm 55 kW (78 hp)
- Torque at 1 500 rpm 270 Nm
- Articulated steering ±41° steering angle
- Fixed seat for tramping
- Four-wheel drive
- Hydrostatic power steering system
- Hydrostatic transmission Clark 12000
- Front axle Dana 176
- Rear axle Dana 176, ±8° oscillation
- Automatic differential lock on rear axle
- Tyres 12.00 x R20
- Clearance outside axles 15°
- Hydraulic jacks, front 2 extendable
- Hydraulic jacks, rear 2
- Service brakes 2 separate circuits
- Emergency and parking brakes SAHR
- Fuel tank, volume 60 l
- Exhaust catalyser
- Silencer
- Electric system 24 V
- Batteries 2 x 70 Ah
- Tramping lights 8 x 70 W
- Working lights 3 x 500 W
- Brake lights
- Fire extinguisher
- Central lubrication system
- Spirit level
- Gradeability at max. load on drive wheels 1:4
- Horn, beacon and reverse alarm
- Rock drill lubrication warning kit

DRIFTER RODS

Dimension		Min. hole diameter
mm	R32-H35-R38	45
	R32-H35-T38	45
	R32-H35-T38 Speedrod	45
	SR35-H35-R38 Speedrod	45
	SR35-H35-T38 Speedrod	45
	SR35-H35-T38	45
	SR35-R39-T38	45
	R32-R39-T38	45
	SR35-R39-T38	45
	SR35-R39-T38 Speedrod	45

SHANK ADAPTERS

Thread		Diameter	Length
mm	R38	38	435
	T38	38	435
	R32	38	525
	T38*	38	525

*Intended for RAS and extension drilling with BSH 110

COUPLINGS

Thread		Diameter	Length
mm	R38	55	170
	T38	55	190

EXTENSION RODS FOR INJECTION DRILLING/RAS

Dimension		Min. hole diameter
mm	Rnd 32 Speedrod	51
	Rnd 38 Speedrod	64

Optional equipment

» Rock drill/Drilling system

- Big hole drilling kit
- Water mist flushing, external water and air supply
 - Hydraulic oil cooled by water
 - Hydraulic oil cooled by air fan
- Hole blowing kit with 2 x 50 l air receiver
- External air supply for hole blowing kit
- Dry drilling system

» Feed

- Telescopic feed BMHT 2000-series (max 14 ft)
- Extension drilling set BSH 110 (BMH feeds only)
- Mining (heavy-duty) centralisers

» Boom

- Feed Angle Measurement system (FAM 1)
- Feed Angle Measurement system with hole depth measurement (FAM 2)
- Automatic boom lubrication kit, rear part of boom

» Protective roof

- Manual spotlight, left and/or right
- Outlet for communication radio, 12V
- Illuminated stairs

» Cabin

- FOPS approved cabin, noise level <85 dB(A), including:
 - Air conditioning unit
 - Fixed seat
- Manual spotlight, left and/or right

- Illuminated stairs for platform
- Media-player
- Outlet for communication radio, 12 V

» Water system

- Water hose reel

» Hydraulic system

- Hydraulic oil thermostat
- Heater kit for hydraulic oil tank

» Carrier

- Fire suppression system ANSUL (manual or Checkfire)

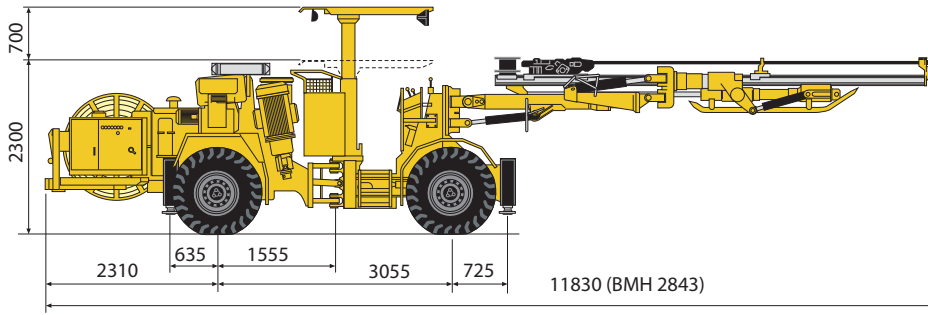
» Electrical system

- Electric cable type H07RN-F or Buxflex
- Plug for cable
- Switch gear
- Electric outlet for accessories, 16 A (CE and not for 1,000 V)

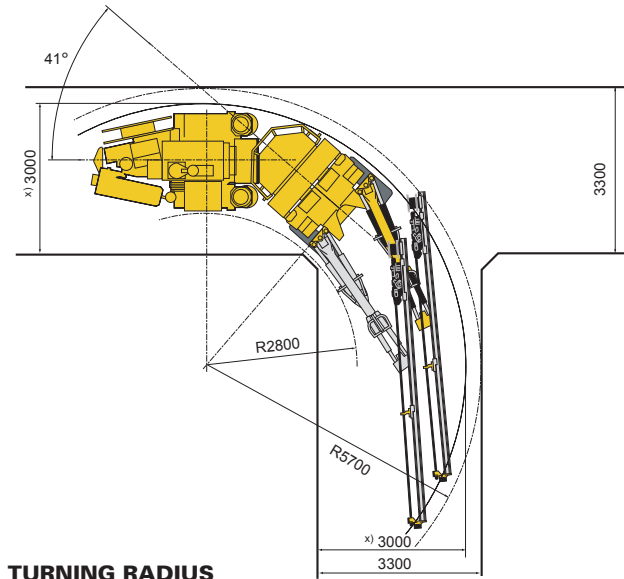
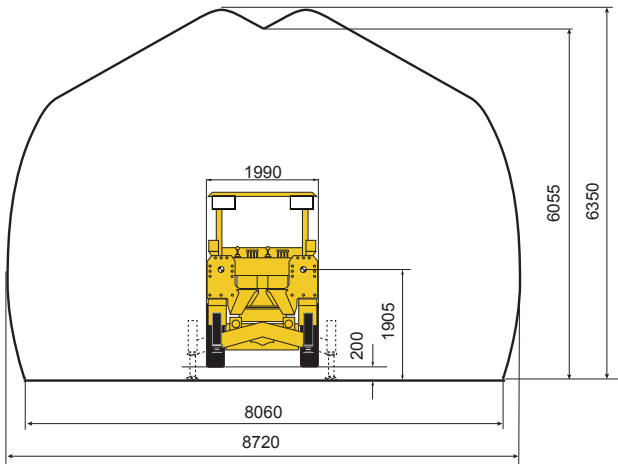
» Miscellaneous

- Hydraulic Swellex pump type H1 for manual installation
- Manual lubrication kit
- Rig washing kit
- Boot washing kit
- Ni-Cr plated piston rods (limitations exist)

Measurements



SIDE VIEW



COVERAGE AREA

TURNING RADIUS

DIMENSIONS

mm	Width	1 990
	Height with cabin	3 050
	Height roof up/down	3 000/2 300
	Length with BMH 2343 feeds	11 830
	Ground clearance	290

RECOMMENDED CABLE SIZE AND LENGTH

Voltage	Type	Dimension, mm ²	Diameter, mm	Length, m
380–400 V	H07RN-F	4X95	55	65
	Buflex	3x120+3G25	46	115
440–500 V	H07RN-F	4X70	49	90
	Buflex	3x95+3G16	45	120
550 V	H07RN-F	4X70	49	90
	Buflex	3x95+3G16	45	120
660–690 V	H07RN-F	4X50	44	120
	Buflex	3x50+3G10	33	200
1 000 V	H07RN-F	N/A	N/A	N/A
	Buflex	3x50+3G10	33	200

Recommendations are given for surrounding temperature of 40 °C and up to a height of 2 000 m.

TRAMMING SPEED

km/h	On flat ground (rolling resistance 0.05)	>13
	On incline 1:8	> 4.5

WEIGHT

gross weight, depending on configuration		
kg	Total	18 300
	Boom side	12 800
	Engine side	5 500