

BOMAG

Single Drum Vibratory Roller

BW213-3 Series



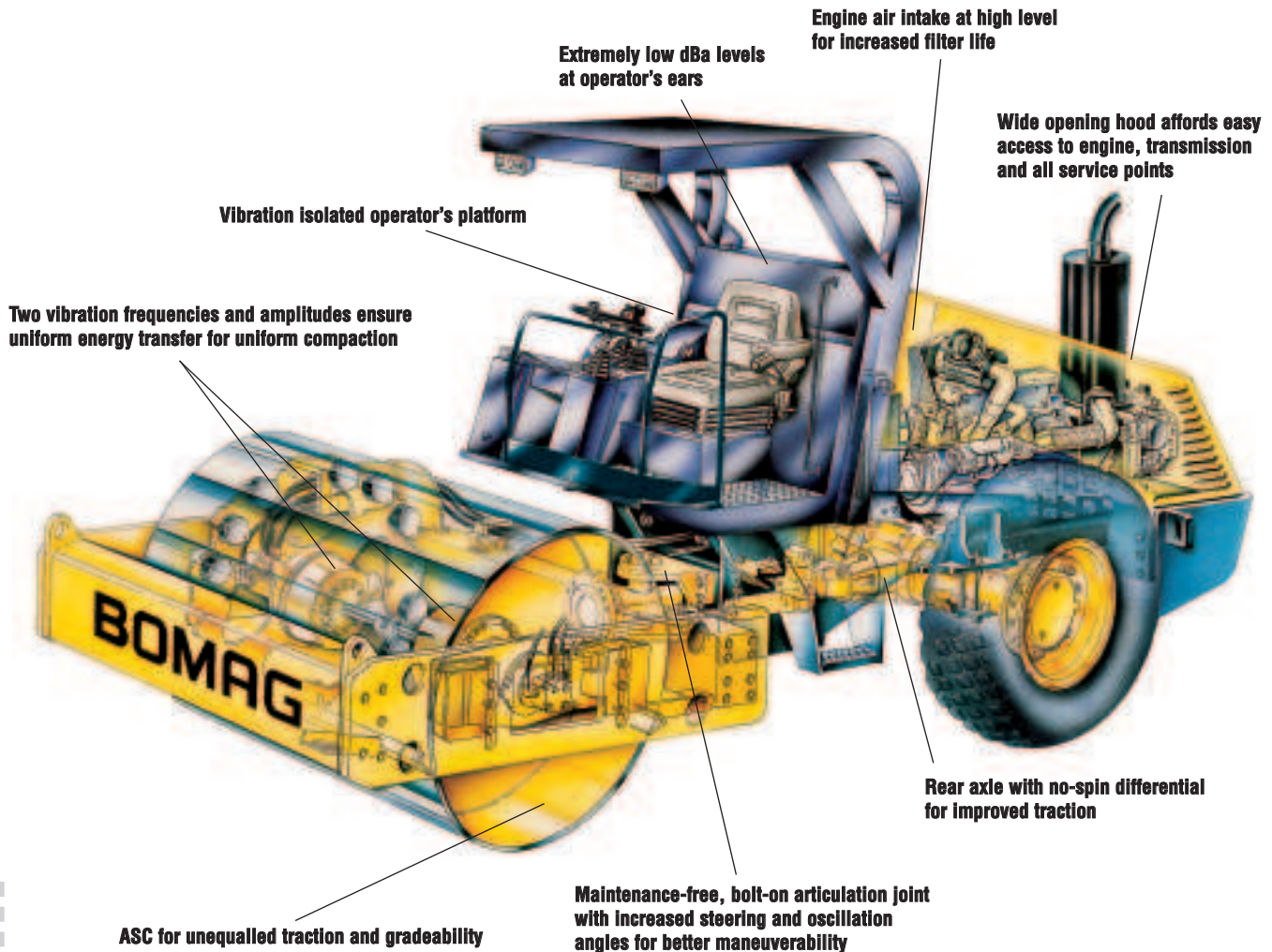
MODEL	Compaction Output (cu. yd/h) at recommended soil layer/lift thickness. *			
	Rock Fill	Gravel, Sand	Mixed Soils	Silt, Clay
BW213DH-3	693.2 - 1386.4	470.9 - 941.7	353.1 - 706.3	274.7 - 549.3
BW213PDH-3	693.2 - 1386.4	470.9 - 941.7	353.1 - 706.3	274.7 - 549.3

MODEL	Compaction Layer Thickness (in).*			
	Rock Fill	Gravel, Sand	Mixed Soils	Silt, Clay
BW213DH-3	35.4	23.6	17.7	9.8
BW213PDH-3	35.4	23.6	17.7	11.8

* Compaction output influenced by soil/material type and moisture content.



BW213-3 series



■ Dash 3 series - design increases productivity...

BOMAG utilized customer input and feedback to manufacture the dash 3 series with a new design and features to benefit the serviceman as well as the operator. The BW213-3 series is built for operator comfort with industry low operating dBa levels and centralized machine controls and indicators. An operator diagnostic panel, a reverse-mounted engine and a two-stage hood makes the BW213-3 series service-friendly for minimal downtime. The smooth drum BW213DH-3 is designed primarily for the compaction of granular and mixed soils, while the padfoot BW213PDH-3 works best on cohesive and semi-cohesive soils. Standard throughout the series are two vibration frequencies, higher nominal amplitudes and increased centrifugal ratings to make these single drum rollers the most productive to date.

■ Applications:

- Highway construction and maintenance
- Driveways
- Parking lots
- Landfill



Designed specifically for soil compaction.



Easy operation through ergonomic layout of controls

■ Handling is Easier & Safer:

- Vibration-isolated operator's platform.
- Extremely low noise levels at operator's ears, even with vibration.
- Reduced "stop to stop" steering input.
- Increased forward and rearward visibility to improve job site safety.
- Operator controls strategically and comfortably placed for natural movements.
- Multi-position, air suspended seat for a more comfortable environment.
- Increased platform space reduces operator fatigue.
- Easy single lever control for both travel direction, speed and vibration.

Anti-slip control maximizes traction and gradeability

■ Achieve Maximum Productivity:

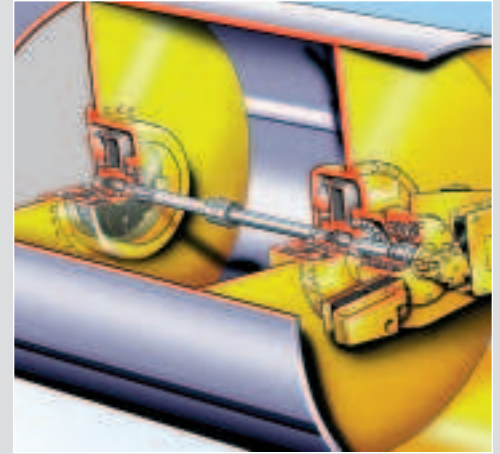
- Higher productivity leads to increased profits and better machinery ROI.
- Higher static linear load and increased amplitudes deliver higher centrifugal force.
- ASC monitors slip potential between drum and rear tires to maximize traction and gradeability.
- Higher frame to drum weight ratio ensures better compaction performance.
- Two vibrating amplitudes and frequencies provide uniform compaction on a wide variety of soils.
- Drum vibration buffers can be replaced individually without drum removal.
- Heavy-duty rear axle with no-spin differential compliments ASC to deliver unmatched tractive effort.
- Increased steering angle provides better maneuverability.
- Thick drum shells with chamfered edges provide better compaction results and superior surface quality.
- Maintenance-free vibration system and bearings.
- Higher static linear load provides improved compaction performance.
- Wider clearance between frame and drum in conjunction with dual scrapers prevents material build-up.

■ Less Service & Maintenance:

The purchase price is important, but so are the operating costs. Check these features:

- No grease daily points reduces routine maintenance.
- Totally maintenance-free articulation joint with Teflon bearings.
- External drain points for engine oil, engine coolant and hydraulic oil facilitate servicing ease.
- In less than a minute's time, daily maintenance points can be checked.
- Reverse engine mounting places specific hydraulic components to rear of the machine for easy access.
- BOMAG filter system extends oil and filter change intervals to 2000 working hours or 2 years.
- Drum vibration buffers can be replaced individually without the use of special tools.
- Powerful and durable Cummins diesel engines and Saur Sundstrand hydraulic components maximize machine uptime.
- Spring-Applied, Hydraulically-Released (SAHR) brakes are maintenance free.
- Air intake placed high for cleanest air quality extends filter service intervals.
- Recessed frame bolts reduce bolt head shearing and repair costs.

Featuring...



Standard dual amplitude enhances machines versatility



Audible and visual warning indicators on the platform's diagnostic panel alerts the operator of potential service problems



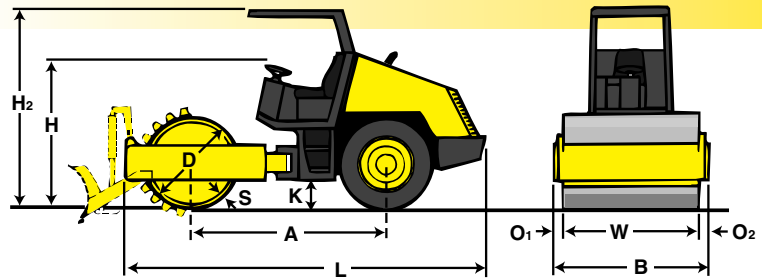
2nd hood opening position exposes all service items

With these features and many more, it's easy to see why these models maintain a high residual value while delivering lower lifetime operating costs.

Technical Specifications

BW213-3 series

Shipping dimensions		
in cubic feet (m ³)	without/with ROPS/FOPS	
BW213DH-3	1010 (28.6)	1324 (37.5)
BW213PDH-3	1010 (28.6)	1324 (37.5)



Standard Equipment

- Hydrostatic travel and vibration drives
- Anti-Slip Control (ASC)
- Articulated joint lock
- Hydrostatic articulated steering
- Rear axle with Spring-Applied, Hydraulically-Released (SAHR) brakes
- No-Spin differential
- Lockable control panel
- Hour meter
- Warning horn
- Fuel level indicator
- Audible/visual warning indicators:
 - Engine oil pressure
 - Engine temperature
 - Hydraulic oil filter
 - Air filter vacuum
 - Brake control
 - Charge control
- Single lever control for travel and vibration
- Seat with arm rests and adjustable for position and height
- Scrapers
- Towing hooks front and rear
- Emergency STOP
- ROPS/FOPS with seat belt
- Back-up alarm

Optional Equipment

- Working lights (front & rear)
- Leveling blade
- Cab with heater
- Padfoot segment kits
- Terrameter/BTM 05 (factory installed)
- Terrameter/BTM 05 (field installation kit)
- Special paint
- Smooth shell segment kit (PDH)

Dimensions inches (mm)

	A	B	D	H	H ₂	K	L	O ₁	O ₂	S	W
BW213DH-3	112.9 (2868)	88.6 (2250)	59.1 (1500)	89.3 (2268)	116.9 (2970)	19.3 (490)	220.9 (5610)	2.4 (60)	2.4 (60)	1.4 (35)	83.9 (2130)
BW213PDH-3	112.9 (2868)	88.6 (2250)	58.3 (1480)	89.3 (2268)	116.9 (2970)	19.3 (490)	220.9 (5610)	2.4 (60)	2.4 (60)	1.0 (25)	83.9 (2130)

Technical data

Weights

	BOMAG BW213DH-3		BOMAG BW213PDH-3			
Basic Weight.....	lbs	(kg)	26,565	(12050)	27,450	(12450)
Operating Weight with ROPS.....	lbs	(kg)	27,400	(12430)	28,285	(12830)
Operating Weight with optional leveling bkade.....	lbs	(kg)	-	-	29,013	(13160)
Axle load, drum*.....	lbs	(kg)	15,345	(6960)	15,840	(7185)
Axle load, wheels.....	lbs	(kg)	12,055	(5470)	12,445	(5645)
Static linear load (drum)*.....	pli	(kg/cm)	182.9	(32.7)	-	-

Dimensions

Working width.....	in	(mm)	83.9	(2130)	83.9	(2130)
Track Radius, inner.....	in	(mm)	137.6	(3494)	137.6	(3494)
Dimensions.....			see sketch		see sketch	

Driving Characteristics (depending on site conditions)

Speed (1).....	mph	(kmph)	0-2.2	(0-3.5)	0-2.2	(0-3.5)
Speed (2).....	mph	(kmph)	-3.9	(0-6.3)	0-3.9	(0-6.3)
Speed (3).....	mph	(kmph)	0-7.5	(0-12)	0-7.5	(0-12)
Max. gradeability without/with vibration.....	%		55/55		55/55	

Drive

	BOMAG BW213DH-3		BOMAG BW213PDH-3			
Engine manufacturer.....	Cummins		Cummins			
Type.....	6B5.9 QSB-155C		6B5.9 QSB-155C			
Cooling.....	Water		Water			
Number of cylinders.....	6		6			
Performance ISO 9249.....	hp	(kW)	158	(116)	158	(116)
Speed.....	rpm		2200		2200	
Performance SAE J 1995.....	hp	(kW)	155	(116)	155	(116)
Speed.....	rpm		2200		2200	
Fuel.....	diesel		diesel			
Electric Equipment.....	V		12			
Drive System.....	hydrostatic		hydrostatic			
Drum Driven.....	standard		standard			

Drums and Tires

Number of pad feet.....		-	150
Area of one pad foot.....	in ²	(cm ²)	21.2 (136.5)
Height of pad feet.....	in	(mm)	3.9 (100)
Tire size.....			23.1/18-26/8PR

Brakes

Service brake.....	hydrostatic	hydrostatic
Parking brake.....	SAHR	SAHR

Steering

Steering system.....	oscil., artic.	oscil., artic.
Steering method.....	hydrostatic	hydrostatic
Steering angle +/-.....	35	35
Oscillating angle +/-.....	12	12

Vibratory system

Drive system.....	hydrostatic	hydrostatic
Frequency.....	1800/2160	1800/2160
Amplitude.....	0.071/0.036	0.065/0.032
Centrifugal force.....	61825/44550	61825/44550

Capacities

Fuel.....	gal	(l)	89.8	(340)	89.8	(340)
-----------	-----	-----	------	-------	------	-------

Technical modifications reserved. Machines may be shown with options.
*On PDH model with blade, the axle load, drum will increase to 16,568 lbs and static linear load will be 197.5 pli.



BOMAG Americas, Inc.
2000 Kentville Rd. • Kewanee, IL 61443
Tel: 309 853-3571 • Fax: 309 852-0350

B13.1H-1778 3M1206JMTT