

ARTICULATED TRUCKS

CASE


325-330-335-340



P R O F E S S I O N A L P A R T N E R

ARTICULATED TRUCKS

325-330-335-340



1

The widest **chassis** in the industry improves both traction and stability, in addition to allowing the use of inboard tipping cylinders. Not only does this location protect the cylinders from damage, the improved lift geometry allows for a much gentler initial tipping action, thus reducing long term component wear.

2

The articulation joint allows for an impressive 45° articulation, serving as a steering function and providing a lot of maneuverability in tight spaces. The spherical bearings allow for the oscillation of the rear frame and the increased distance between the articulation pins reduces structural stress and improves reliability.

3

The **sloping bonnet** provides the operator with the best visibility in its class, improving both site safety and productivity. Over the entire working life of the truck, such smart design elements provide a worthwhile, if mostly unseen, contribution to your financial bottom-line.



④

Semi-independent front suspension provides the operator with a smooth ride, particularly noticeable on the unladen legs of a haul. Allowing just a few seconds to be saved on a single work cycle, such improvements soon mount up to a noticeable productivity improvement over the lifetime of the project.

⑤

With few moving parts, the cast steel, **dual rear suspension beams** are secured at each end for long-term reliability and durability, in addition to providing superior levels of **traction and stability** for improved performance.

⑥

Routine servicing of this truck could not be simpler, backed up by the Case global dealer network, able to tailor extended maintenance contracts to satisfy your exact local requirements.



ARTICULA 325-330

As a full line manufacturer, Case offers a complete systems solution to your bulk materials handling requirements. Articulated trucks, wheel loaders and hydraulic excavators form only a small part of the wide range of products and services offered by your local Case dealer. There are real economies of scale to be achieved by acquiring a total fleet from a single source, with the added confidence of all the products sharing the same design philosophy of low, long-term running costs, superior operator ergonomics and simplified maintenance routines.



There is no better view from the operator's seat of any articulated truck, thanks to the steeply sloping bonnet. Centrally located, the ROPS/FOPS cab structure is rubber mounted, climate controlled and soundproofed to provide the ultimate in working environments. The ergonomically designed cab is not only comfortable, the design heritage of these heavy duty, off-highway trucks ensures that robust, quality interior components last the lifetime of the vehicle in the harshest of operating environments.



Robust, oscillating rear suspension is fitted on wide chassis rails made from extruded steel, for long-term reliability with low maintenance costs.

Such innovations are designed to bring long-term cost and productivity benefits to your business, from a business partner dedicated to providing a world-class level of after sales support through the Case global dealer network.



To aid discharge performance and stability, the tipping body features a wide bottom section. Coupled with unique scow angles and tipping geometry, this does away with the need for a tailgate with the majority of materials. Manufactured from Hardox 400 steel, the heavy duty body discharges safely and quickly, for maximum productivity with low lifetime maintenance costs. Such easy-to-service vehicles, with superior technology and low, long-term operating costs, attract high residual values, reducing the total costs of ownership.



TED TRUCKS -335-340



EPA Tier II, six cylinder, 4 stroke direct diesel injection engine, with innovative Variable Geometry Turbocharger system, which gives high power with low fuel consumption. Constant maximum torque, already at low rpm range, improves rimpull force and braking effect in engine retarder mode.



The Multiplex system allows the monitoring of all sensors and on-board diagnostics enable easy troubleshooting and access to all technical information. The computer controls the “smart management” of the body raising and lowering plus the integrated braking effect between the transmission retarder and engine brake for continuous, maximum performance.



What could be simpler than stepping down from the cab and activating a switch opening the one-piece bonnet by its own electric-hydraulic mechanism? This design innovation makes daily or routine servicing much easier. By tilting the Cab up to 51 degrees and opening lateral mudguards, you obtain excellent access to the whole engine and transmission compartment and all main hydraulic components, simplifying all maintenance operations.



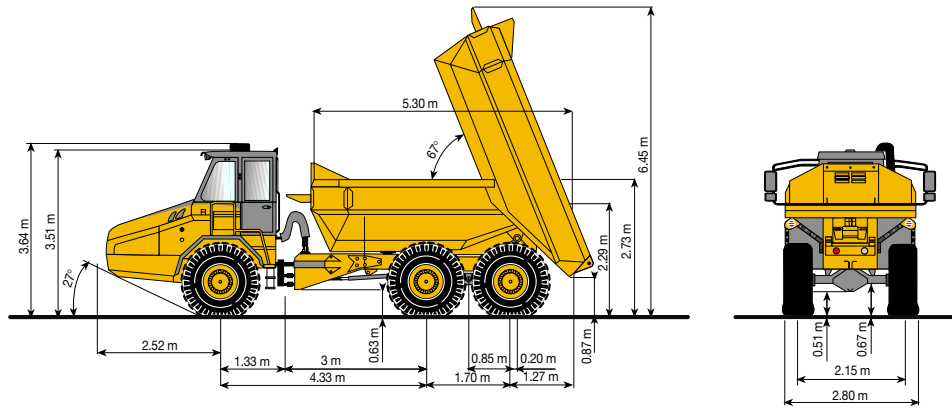
An innovative, transmission-integrated, driving axle provides better vehicle geometry, resulting in improved operator comfort, driveability and steering in all working conditions.



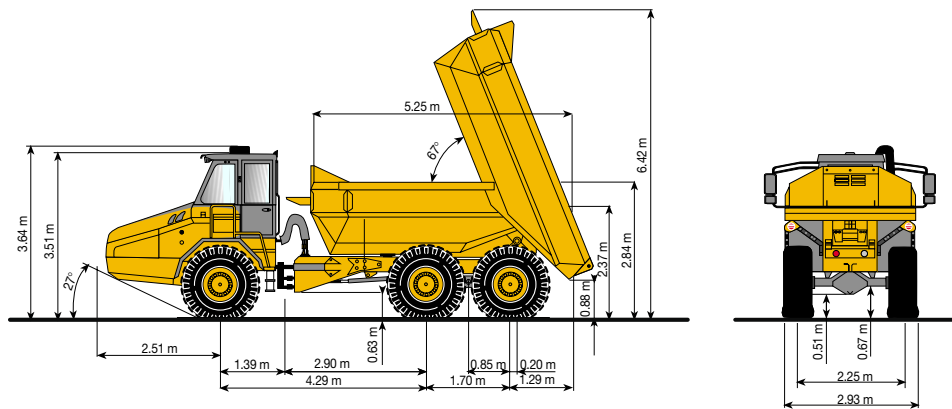
ARTICULATED TRUCKS

325-330-335-340

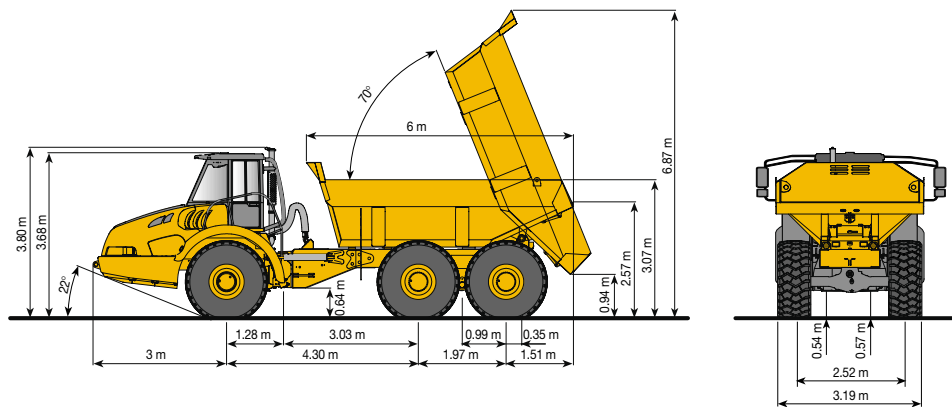
325



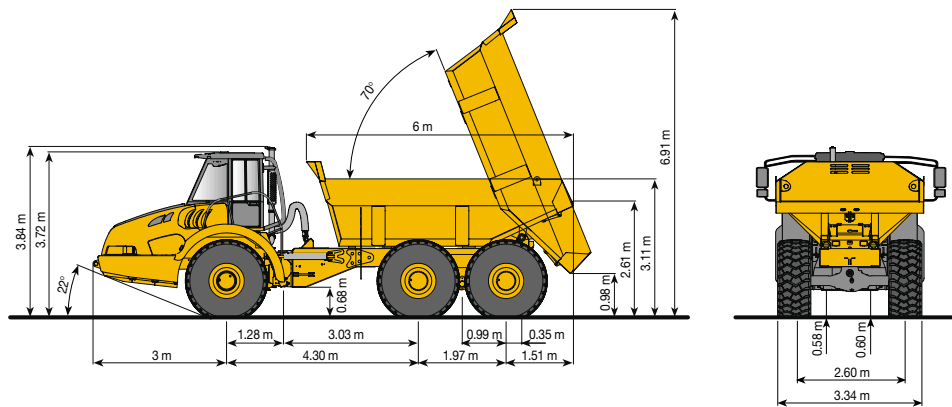
330



335



340



/ CAPACITIES

	325	330	335	340
SAE struck (m ³)	10.6	13.0	15.0	17.0
SAE heaped (m ³)	13.3	16.0	20.0	22.0
Max. payload	23 t	27 t	31 t	36 t

/ ENGINE

Make	Cummins	Cummins	IVECO	IVECO
Model	6CTAA 8.3C	QSM 11-C	Cursor 13 F3B	Cursor 13 F3B
Displacement	8.3 litres	10.8 litres	12.8 litres	12.8 litres
Bore/Stroke (mm)	114 x 135	125 x 147	135 x 150	135 x 150
Jacob Brake/Engine Brake	-	Jacob Brake	Engine Brake	Engine Brake
Horsepower SAE J1995*	194 kW 260 hp	235 kW 315 hp	300 kW 402 hp	340 kW 456 hp
Max Torque**	1120 Nm	1600 Nm	1850 Nm	2000 Nm

* at: 2200 rpm (325), 1900 rpm (330), 2100 rpm (335), 2000 rpm (340)

** at: 1400 rpm (325), 1000 rpm (330), 1000 rpm (335), 1000 rpm (340)

/ TRANSMISSION

Make	ZF	ZF	ZF	ZF
Model	6WG210	6WG260	6WG310	6WG310
Converter stall ratio	1.773:1	2.085:1	1.840:1	1.840:1
Hydraulic retarder	OPT	OPT	STD	STD

The ZF transmission provides the operator with the option of fully automatic or powershift control of the smooth shifting, 6 forward and 3 reverse gear ratios. The integrated torque converter automatically looks up in all forward gears.

/ AXLES

Make	ZF	ZF	ZF	ZF
Model	AP 9	AP 9	MT-D 3105	MT-D 3105
Ratio	1:21.85	1:21.85	1:22.24	1:22.24
Brakes	dry discs	dry discs	dry discs	wet multiple discs

/ TYRES

STANDARD	23.5R25	23.5R25	26.5R25	29.5R25
OPTIONAL	650/65R25	650/65R25	-	850/65R25
OPTIONAL	-	750/65R25	-	-

/ ELECTRICAL SYSTEM

Tension	24 V	24 V	24 V	24 V
Starter motor	4.8 kW	4.8 kW	5.5 kW	5.5 kW
Alternator	70 A	70 A	90 A	90 A
Battery	2 x 143 Ah	2 x 143 Ah	2 x 143 Ah	2 x 143 Ah

/ VEHICLE CAPACITIES

Fuel Tank	325 litres	325 litres	440 litres	440 litres
Hydraulic circuit	220 litres	220 litres	300 litres	300 litres
Brake cooling circuit	-	-	-	100 litres
Engine oil	19 litres	34 litres	28 litres	28 litres
Transmission	26 litres	38 litres	38 litres	38 litres
Front drive axle	13 litres	13 litres	51 litres	51 litres
Centre drive axle	17 litres	17 litres	52 litres	52 litres
Rear drive axle	13 litres	13 litres	51 litres	51 litres



/ TORQUE DISTRIBUTION

Each of three ZF drive axles is equipped with a locking differential. In addition, there is a primary differential which distributes power between front and rear bogies and a second locking differential provides the same function for the rear two axles. This gives the truck exceptional adhesion, with gradeability up to 40% (18 degrees).





SERVICE & SUPPORT

THE CASE DEALER YOUR PROFESSIONAL PARTNER

World-class construction equipment is just the start with Case. Your local Case dealer is a total solutions provider. Look to Case dealers to help find the right size machine, attachments and options to meet the demands of your job.

Case dealers help you maximise machine uptime - and profitability. That means you can focus on the job, knowing your Case dealer is never far away.

Case dealers stand behind the equipment they sell, with skilled service technicians fully equipped to resolve your maintenance and repair issues and, the support of a global parts network, recognised as second to none in the industry.

But it doesn't stop there. Through Case Credit, your local Case dealer offers flexible financing options, leasing packages and insurance services to protect your investment.

When you need more than just equipment, Case dealers deliver. More.



WORLDWIDE CASE CONSTRUCTION EQUIPMENT CONTACT INFORMATION

EUROPE/AFRICA/MIDDLE EAST:

CENTRE D'AFFAIRES EGB
5, AVENUE GEORGES BATAILLE - BP 40401
60671 PLESSIS BELLEVILLE - FRANCE

NORTH AMERICA/MEXICO:

700 STATE STREET
RACINE, WI 53404 U.S.A.

LATIN AMERICA:

AV. GENERAL DAVID SARNOFF 2237
32210 - 900 CONTAGEM - MG
BELO HORIZONTE BRAZIL

ASIA PACIFIC:

31 - 67 KURRAJONG AVENUE ST. MARY'S
NEW SOUTH WALES 2760 AUSTRALIA

CHINA:

No. 29, INDUSTRIAL PREMISES, No. 376,
DE BAO ROAD, WAIGAOQIAO FTZ, PUDONG,
SHANGHAI, 200131, P.R.C.

NOTE: Standard and optional fittings can vary according to the demands and specific regulations of each country. The illustrations may include optional rather than standard fittings - consult your Case dealer. Furthermore, CNH reserves the right to modify machine specifications without incurring any obligation relating to such changes.

CASE CONSTRUCTION EQUIPMENT

CNH France, S.A.
Centre d'Affaires EGB
5, avenue Georges Bataille
BP 40401
60671 Plessis Belleville Cedex - FRANCE
Tel. 33 (0)3 44742100
Fax 33 (0)3 44742335

Conforms to directive 98/37/CE



www.casece.com

CASE
PROFESSIONAL PARTNER



CASE IS A BRAND OF CNH.

CNH: THE TOTAL SOLUTIONS CHOICE FOR YOUR SPECIFIC BUSINESS NEEDS.