

**CASE**  
CONSTRUCTION

# N SERIES LOADER / BACKHOES

580N | 580 Super N | 580 Super N Wide Track |  
590 Super N



**Case Delivers Full-Service Solutions**

**EQUIPMENT | FINANCING | PARTS & SERVICE**

# N SERIES LOADER / BACKHOES

580N | 580 Super N | 580 Super N Wide Track |  
590 Super N

## Interim Tier 4 CEGR engine

New, certified Interim Tier 4, 3.4-liter engine leverages CEGR technology and utilizes a diesel particulate filter, providing a faster response time and at least 4 percent better fuel economy while maintaining the power and performance of previous models.

## Power Lift

N Series machines out-muscle the competition with as much as 25 percent greater backhoe lift power. With industry exclusive Power Lift, you may not need an excavator on the job. You also can use Power Lift to break through extreme conditions such as a frost line, dry clay or roots. With the flick of a switch, Power Lift adds more capacity than the competition to lift, curl, crane and move objects.

## Best-in-class productivity

The N Series loader arm design boosts productivity. The loader provides excellent breakout force and almost 1000 pounds greater lift capacity at full height than the competition. N Series machines reach deeper dig depths for superior grading. Its outstanding overall lift height and reach to dump material into the center of haul trucks with rail extensions eliminates the need to turn trucks away due to height restrictions.

## Superior comfort and visibility

Day and night, our cab keeps operators productive. Floor-to-ceiling windows provide superior visibility. Rear-quarter windows provide easy communication to the operator from the side of the machine and improve cross-ventilation comfort. The high-intensity lighting package increases saturation by 28 percent, providing superior visibility and overlapping fields of coverage. The 'easy flex' side lights offer 45-degree rotation to deliver extra lighting where it's needed most.

## Powershift transmission family

The N Series features a full family of transmission options, the Powershift H-Type and Powershift S-Type, allowing operators to shift from the column. Each transmission provides a standard kick-down feature and introduces the industry exclusive SmartClutch modulation. SmartClutch lets operators customize the transition from forward to reverse to meet the demands of their specific application.

## Easy maintenance

Case is famous for easy groundline daily maintenance. Swing-out coolers are easy to access. Axles, with outboard-mounted wet disc brakes, are serviceable without complete disassembly. Add a flip-up hood, hardened pins and floating bushings, spin-on filters, grouped site gauges, ground level hydraulic test ports, and you're saving routine maintenance time.



580N





**580 Super N**

**580 Super N Wide Track**

**590 Super N**

# N SERIES LOADER / BACKHOES

580N | 580 Super N | 580 Super N Wide Track |  
590 Super N

## Stronger everywhere

The N Series loader/backhoe lineup from Case is *stronger everywhere*.

The machines offer dramatic increases in backhoe breakout force and lift, along with increased loader breakout force, lift and reach. They also provide substantially improved visibility and operator comfort.

The Interim Tier 4 Case 580N, 580 Super N, 580 Super N Wide Track and 590 Super N loader/backhoes all feature 3.4-liter, turbocharged engines, ranging from 79 net hp in the 580N to 108 hp in the 590SN.

The N Series extends a legacy of loader/backhoe leadership that began when Case introduced the industry's first factory-integrated loader/backhoe in 1957.

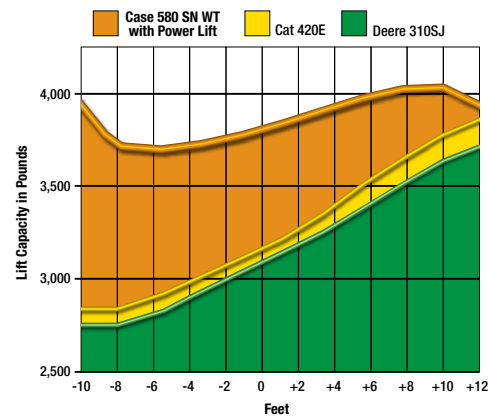
## Power Lift boosts backhoe capacity

The N Series introduces Case-exclusive Power Lift technology, which channels hydraulic power directly to the backhoe with the touch of a button. As a result, N Series backhoe lifting capabilities outperform competitive models by as much as 39 percent—while running at low engine RPMs.

The increased backhoe strength takes N Series performance beyond previous models. A fabricated boom design increases strength while maintaining the over-center design. Backhoe bucket pins are larger and stronger to accommodate the improved lift capacities and bucket rotation of up to 198 degrees. All the while, the N Series continues its best-in-class maintainability with triple bushings and floating pins. Optimized hose routings provide protection from severe duty tasks without compromising service capacity.

By providing lift capabilities comparable to an eight-ton excavator, with superior dig depths, the N Series loader/backhoes may eliminate the need to trailer an excavator to the jobsite.

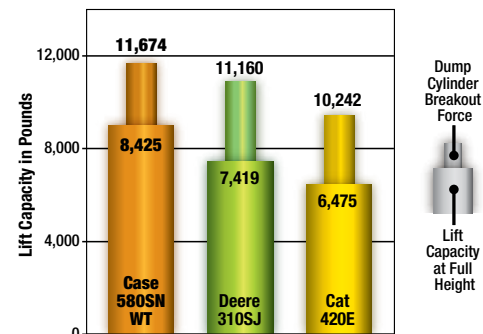
## Industry-leading backhoe boom lift



## Increased loader lift, breakout, reach

The Case N Series machines also deliver more power to the loader, for increased breakout and lift capabilities. The loader arms with larger cylinder capacity are stronger and longer, providing greater loader reach while mechanical stops extend service life and reduce costs. Operators will find dumping material into the center of a truck easier for faster loading and increased payloads. With the dual parallel linkage, the loader can balance oversized loads creating an even more versatile tool for the worksite.

## Superior loader lift and breakout force







### Side-lighting improves safety, productivity

Case adds to its leadership in product innovation with a high-intensity lighting solution for its N Series loader/backhoes. The lighting package improves illumination by 28 percent, providing superior visibility and overlapping field coverage. The “easy flex” side lights offer 45-degree rotation to deliver extra lighting where it’s needed most.

The N Series machines light up the entire perimeter of the machine. This means the entire side-to-side range of backhoe movement—and beyond—is illuminated. Additionally, the side lights can be focused to the loader side of the machine to maximize applications such as snow removal or grading. This not only gives the operator a better sense of control, it also boosts productivity at any time of day or night.

### Superior transmissions

The Case N Series introduces a transmission family, the Powershift S-Type, Powershift H-Type and PowerShuttle. All transmission choices are available on the 580SN, 580SN WT and 590SN. The 580N offers the Powershift S-Type and PowerShuttle transmissions.

The two Powershift transmissions include four forward and three reverse gears, and the PowerShuttle transmission offers four forward and four reverse gears. The Powershift transmission provides a standard kick-down feature and introduces the industry-exclusive SmartClutch modulation. The SmartClutch feature lets operators customize the transition from forward to reverse to meet the demands of their specific loading applications.

A loader/backhoe’s versatility includes the ability to drive to a jobsite. The Case machines can travel at up to 24 miles per hour—and the over-center backhoe design makes travel smoother.

### Auto-Ride Control™

Previously reserved for wheel loaders, the AUTO mode engages Ride Control™ at elevated speeds helping to reduce spillage and machine looping. This feature not only allows the operator to maintain loader performance at slower speeds, but also features an industry-leading speed adjustment to match operator preference. (4WD only)



# N SERIES LOADER / BACKHOES

580N | 580 Super N | 580 Super N Wide Track |  
590 Super N



## Power Lift

Power Lift enables N Series loader/backhoes to lift and move objects that may otherwise require an excavator. Power Lift also lowers RPMs, giving the operator the ability to place objects with great precision while easily communicating with spotters.



## Serrated gripper teeth

For operators gripping specific objects, the Case serrated gripper teeth provide that extra control and help protect the dipper while moving these objects. When a more aggressive grip is required, Case offers an optional, more aggressive, longer bolt-on set of gripper teeth made of hardened steel. The teeth are designed for heavy duty applications and are easily replaceable.



## Longer loader arms

The N Series machines have longer loader arms for deeper digging and better reach. This lets operators dump material into the center of a truck for faster loading and increased payloads. Thru-pin design strengthens geometry and rigidity to increase overall powerful design.



## Auto-Ride Control™

Auto-Ride Control™, with industry-leading adjustable speed settings, allows operators full control of their load retention and comfort. The benefit of the auto mode is that when a customer is traveling at a slower speed, such as pushing into a spoil pile, they do not need to worry about turning the Ride Control™ off—the system automatically turns off. (4WD ONLY)



## Comfort Steer™

Comfort Steer™ is an option available on Case loader/backhoes that can cut the number of turns of the steering wheel in half when moving from full right to full left, and vice-versa. This feature makes backfilling, stockpiling or truck loading considerably faster and easier for the operator.







### 3.4-liter turbocharged engine

All N Series machines feature a proven, 3.4-liter, certified Interim Tier 4 Case engine. This engine burns cleaner and delivers increased fuel savings of at least 4 percent under normal operating conditions.



### Ground level maintenance

The N Series loader/backhoes offer Case hallmark ground-level maintenance, including grouped service points and sight gauges for easy daily monitoring.



### Diagnostic ports

Hydraulic diagnostic ports allow customers quick, easy access to test hydraulic system pressures. The ports are conveniently grouped in a single location. There is no longer a need for the technician to crawl under a machine to capture hydraulic port data.



### Remote jump-start terminals/ battery disconnect switch

The battery disconnect switch is located under the hood, which means that customers now have a secure machine disconnect option. Packaged with the option is the remote jump-start terminal. This single “hot” terminal gives customers a quicker, safer option for jump-starting the machine.



### Transmission options

The N Series offers the Powershift S-Type, Powershift H-Type and PowerShuttle transmission options. All are available on the 580SN, 580SN WT and 590SN. The 580N offers the Powershift S-Type and PowerShuttle transmissions.



### 360-degree exterior lighting

The N Series machines all feature high-intensity exterior lighting, including industry-exclusive, adjustable side lighting. Combined with front and back lighting, the N Series provides full 360-degree lighting of the jobsite, greatly improving safety and nighttime productivity.



# N SERIES LOADER / BACKHOES

580N | 580 Super N | 580 Super N Wide Track |  
590 Super N

## Cab improves visibility, airflow, comfort and control

Several comfort and safety features in the N Series loader/backhoes boost operator productivity:

Floor-to-ceiling windows provide superior visibility. Opening rear-quarter windows provide easy communication to the operator from the side of the machine and improve cross-ventilation comfort.

As in previous models, the N Series loader/backhoes include comfortable, adjustable operator seats and ergonomically placed controls along with all-season heating and air conditioning systems for increased operator comfort. The N Series cabs are also among the industry's quietest—at 72 decibels—providing an environment in which the operator can concentrate on the task at hand.

With fully adjustable control columns, armrests and wrist positioners, as well as a footrest, any operator will feel completely in control and relaxed while using the Case pilot control system. With additional machine control features such as PRO CONTROL (swing dampening), Ride Control™ (load balancing) or Comfort Steer™ (reduces lock-to-lock steering wheel rotation), productivity is second nature in any N Series tractor loader/backhoes.







### Easy maintenance and service

Case knows that the easier it is to perform routine maintenance, the more likely it will get done. A hallmark of Case equipment design is easy groundline access to daily maintenance checkpoints.

The N Series machines offer swing-out coolers that are easy to access. You can service the machine's axles—equipped with outboard-mounted wet disc brakes—without complete disassembly. The flip-up hood, spin-on filters, grouped site gauges and hydraulic diagnostic ports all help reduce routine maintenance time.

Case also has added components that eliminate the need for service, including an automatic belt tensioner, lube-for-life u-joints and hardened steel triple-bushed joints.

Add up all the maintenance and service advantages of the Case N Series, and you get a loader/backhoe that will be productive on the jobsite for years to come.



### Interim Tier 4 solution

Case understands that power and performance are critical to the success of a machine, but customers are asking for a cleaner, more fuel-efficient design. All N Series machines now offer a proven, 3.4-liter, Interim Tier 4 Case engine. This engine burns cleaner than previous models meeting Interim Tier 4-certified emission levels, and delivers increased fuel savings of at least 4 percent under normal operating conditions. Case continues its heritage featuring a parent metal-bore block with an integral oil cooler and automatic belt tensioner. These features add up to longer engine life, greater reliability and easier serviceability.

Contained within the engine compartment and under the lockable, flip-up hood is Case's battery disconnect switch. By placing this option underneath the hood, customers now have peace of mind when securing the machine at the end of a shift. Partnered with the battery disconnect switch is the easily accessible remote jump-start terminal, providing the customer a safer jump-starting alternative.





# N SERIES LOADER / BACKHOES

580N | 580 Super N | 580 Super N Wide Track |  
590 Super N



**SMARTFIT™**  
BUCKET TOOTH SYSTEM

## Increase productivity with attachments

Case wrote the book on attachment versatility. In fact, we were the first manufacturer to offer a hydraulic quick-coupler on our loader. We're the only manufacturer to offer an integrated hydraulic quick-coupler on our backhoe, and we have engineered that quick-coupler so there is no loss of breakout force.

Hydraulic quick-couplers let the operator exchange buckets and many attachments without ever leaving the cab. This means you can change buckets with ease or switch from a bucket to forks or other attachment, and back again, in seconds.

Popular attachments include hydraulic augers, hammers and tampers for the backhoe, and forks, grapples, rakes, brooms, snow blades and combination buckets for the loader. In all, more than two dozen loader attachments are available for Case N Series loader/backhoes.

## Smart Fit Teeth

A patented, new tooth system featuring hammerless fastener technology, the SmartFit™ design improves digging performance by combining a strong, square adapter nose for extra strength with heavier, longer-lasting, self-sharpening teeth. Reusable, hammerless fasteners simplify tooth installation and replacement.





## You can count on Case

You can count on Case and your Case dealer for full-service solutions—productive equipment, expert advice, flexible financing, genuine Case parts and fast service. We're here to provide you with the ultimate ownership experience.

### Case pride

You can take pride in the Case name on your machine. It's backed by more than a century of productivity and performance. Case and your Case dealer are here for you, not only when you buy the machine, but also after you put 1,000 or 10,000 hours on it.

### A rich, proud history

Case Construction Equipment's heritage spans over 170 years. Growing from J.I. Case's innovations with steam-powered machinery in the late 1800s, Case developed road-building equipment that helped create early 20th century streets and highways across the world. By 1912, Case was well on its way to establishing itself as a full-line equipment manufacturer. The company continued to expand its construction equipment business over the next 45 years.

### Celebrating a tradition of innovation

In 1957, Case produced the world's first factory integrated loader/backhoe made and warranted by one manufacturer. Over the decades and into the 21st century, Case has continued to develop a long line of industry firsts and has taken a leadership role in pioneering new products and solutions. Today, Case produces 15 lines of equipment and more than 90 models to meet your toughest construction challenges. Supported by manufacturing and sales in more than 150 countries, Case serves the needs of our customers worldwide.

The Case loader/backhoe history has included a number of important "firsts"—such as the Case-patented Extendahoe extendible dipper stick, return-to-dig and return-to-travel functionality, Ride Control™, side lighting and the Case trademark over-center boom design – that evolved the loader/backhoe into an indispensably versatile fixture in the construction equipment industry.

### Coast-to-coast customer support

In North America, Case equipment is sold and serviced by more than 375 dealer locations. No matter where you work, we're here to support and protect your investment and exceed your expectations.

To locate a Case dealer or learn more about Case equipment or customer service, go to [www.casece.com](http://www.casece.com) or call 1-866-54CASE6. For flexible financing options, dependable parts and fast service, your Case dealer is here to meet your needs.

It all adds up. You can count on Case.

## Case Delivers Full-Service Solutions

**EQUIPMENT | FINANCING | PARTS & SERVICE**



# N SERIES LOADER / BACKHOES

580	N	Super N	Super N WT
Engine power (Net)	78 hp (58 kW)	95 hp (71 kW)	95 hp (71 kW)
Backhoe dig depth	14 ft 6 in (4.41 m)	14 ft 6 in (4.41 m)	14 ft 7 in (4.43 m)
Backhoe bucket force	11,333 lb (50 412 N)	14,223 lb (63 267 N)	14,831 lb (65 972 N)
Loader lift capacity	6,803 lb (3086 kg)	7,044 lb (3195 kg)	8,425 lb (3822 kg)
Operating weight	14,564 lb (6607 kg)	16,239 lb (7366 kg)	19,985 lb (9065 kg)
Biodiesel compatibility	B5 Compatible	B5 Compatible	B5 Compatible

590	Super N
Engine power (Net)	108 hp (81 kW)
Backhoe dig depth	15 ft 6 in (4.72 m)
Backhoe bucket force	15,652 lb (69 623 N)
Loader lift capacity	8,425 lb (3822 kg)
Operating weight	20,458 lb (9280 kg)
Biodiesel compatibility	B5 Compatible



580N



580 Super N



580 Super N WT



590 Super N

NOTE: All engines meet current EPA emission regulations.

NOTE: All specifications are stated in accordance with SAE Standards or Recommended Practices, where applicable.

IMPORTANT: Case Construction Equipment Inc. reserves the right to change these specifications without notice and without incurring any obligation relating to such change. Availability of some models and equipment builds vary according to the country in which the equipment is used. The illustrations and text may include optional equipment and accessories and may not include all standard equipment. Your Case dealer/distributor will be able to give you details of the products and their specifications available in your area.

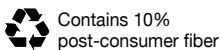
©2012 CNH America LLC. All rights reserved. Case is a registered trademark of CNH America LLC. Any trademarks referred to herein, in association with goods and/or services of companies other than CNH America LLC, are the property of those respective companies. Printed in U.S.A.



Always read the Operator's Manual before operating any equipment. Inspect equipment before using it, and be sure it is operating properly. Follow the product safety signs and use any safety features provided.

Form No. CCE201205NSeriesLB

Replaces Form No. CCE201106NSeriesLB



Case construction equipment is biodiesel friendly.



Looking for product specs, customer testimonials, competitive comparisons, finance offers and more?  
Visit us at [www.casece.com](http://www.casece.com) or call 866-54CASE6

