

D3G

Track-Type Tractor



Engine

Model	Cat® 3046T	
Power - Gross	57 kW	77 hp
Power - Net	52 kW	70 hp

Weights

Operating Weight - XL	7351 kg	16,227 lb
Operating Weight - LGP	7784 kg	17,160 lb

- Operating with dozer blade, canopy ROPS, back-up alarm, operator, coolant, lubricants and full fuel tank.

D3G Track-Type Tractor

Introducing the new D3G Track-Type Tractors - designed for all of your construction needs.

AccuGrade Laser Grade Control System

- ✓ Caterpillar® is helping customers revolutionize the way they move dirt with new technology solutions. The AccuGrade Laser Grade Control System provides greater accuracy, higher productivity, lower operating costs and more profitability. **pg. 4**

Operator Station

- ✓ The redesigned operator station is quieter and more spacious for a comfortable work environment. Excellent sightlines to the work area help keep operator fatigue low and production up throughout the workday. Improved ergonomic design further enhances operator comfort. **pg. 6**

Visibility

Overall visibility has been significantly improved to enhance productivity and work quality. With 13% more glass area than the previous C-Series models and no obstructions, the D3G has a good view to the blade as well as an excellent peripheral view. **pg. 8**

Blade and Mainframe

A Variable Pitch, Power Angle and Tilt (VPAT) blade is available on all G-Series machines. Rugged construction and powerful hydraulics provide excellent down force, pry-out force and blade control for maximum productivity. **pg. 12**

Hydrostatic Winch

- ✓ Providing infinitely variable line speed while delivering superior line pull, this new winch improves control for better modulation. Caterpillar is the first to produce a hydrostatic winch for machines in the under 100 hp class. **pg. 14**

The new D3G combines the power of a larger tractor with the versatility and maneuverability of a smaller machine in one package to meet a wide range of job applications. With its comfortable operator station, excellent visibility and simple joystick control, the D3G is everything you expect from Caterpillar and more!



Engine

The proven turbocharged six-cylinder Caterpillar 3046T engine delivers plenty of lugging power. The engine provides smooth, responsive power, excellent fuel economy and lasting reliability. The 3046T engine is EPA Tier 2, MOC Step 2, and CE Stage 2 emissions certified. **pg. 9**

Hydrostatic Transmission Control

- ✓ Simple joystick control eases operation and provides track counterrotation. Due to the machine's nimble control, the operator has a better feel for the machine's capabilities and can maneuver more easily. **pg. 10**

Undercarriage

Rugged design and proven structural manufacturing assure outstanding durability for long wear life and low owning and operating costs. **pg. 11**

Attachments

- ✓ New Cat work tools increase your productivity. Product Link and Machine Security System help protect your investment. **pg. 15**

Serviceability and Customer Support

Your Cat dealer offers a wide range of services that can be set up under a customer support agreement when you purchase your equipment. Your dealer will help you choose a plan that can cover everything from machine and attachment selection to replacement. **pg. 16**



✓ *New Feature*

AccuGrade Laser Grade Control System

Advanced laser technology simplifies grading, improves accuracy, increases productivity and lowers operating costs.



Simple Operation. The AccuGrade System consists of 4 basic components:

- Laser Transmitter
- Laser Receiver
- Electric Mast
- In-Cab Display

1) Laser Transmitter. An off-board laser transmitter (sold separately) emits a thin beam of light that rotates 360°, creating a grade reference over the work area. The transmitter is mounted on a tripod so the laser beam can rotate unobstructed above the tractor.

2) Laser Receivers. A digital laser receiver, mounted on a telescopic mast above the blade's cutting edge, is used to detect the laser beam. During grade set-up, with the cutting edge placed at finish elevation, the electric mast automatically positions the laser receiver to within 1.5 mm of the center of the laser beam. As the blade moves above or below finish grade elevation during the grading process, correction information is sent to the in-cab display. One receiver is required for single dimension control (lift) and two receivers are required for two-dimensional control (lift and tilt).

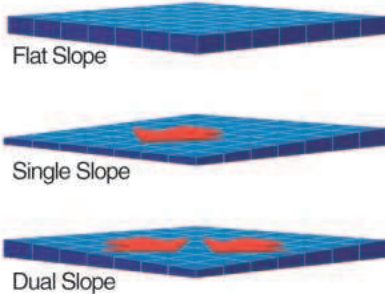
3) Electric Masts. Electric adjustable machine-mounted telescopic mast(s) are used for mounting the laser receiver(s) over the cutting edge, ensuring unobstructed laser reception. Powered by an electric motor, the operator can vertically raise and lower the mast(s) from inside the cab for precise positioning of the receiver(s)' elevation.



Advantages. Current earth moving and fine grading processes are labor intensive, dependent on manpower and instruments. Maintaining consistent grade between grade stakes is challenging, even for experienced operators. The AccuGrade Laser Grade Control System reduces labor requirements, aids operators in maintaining a consistent grade across the worksite and reduces material cost.



4) In-Cab Display. The in-cab display with easy to read grade indicator and backlit elevation display delivers all AccuGrade system information to the cab for easy viewing by the operator. The in-cab display arrows show the blade's position relative to grade and indicates cut or fill requirements of the work area. A built-in beeper provides audible tones to indicate grade errors and switch activation. Push button operation allows the operator to easily switch from manual mode for rough grading to automatic for fine grading.




Applications. The AccuGrade System is designed for a wide range of construction earthwork applications requiring tight tolerances and high production rates. The single laser system or dual laser system can be selected depending on the job requirements. The single laser system is ideal for fine grading sites with flat, single slope surfaces. The more versatile dual laser system is well matched for single or dual slope surfaces such as industrial, commercial and residential building sites.




Automatic Blade Control Feature. Automatic control of the blade's lift and/or tilt, depending on single or dual receiver system, provides consistent accuracy with higher productivity by reducing blade control demands on the operator. Based on correction signals, a hydraulic control valve automatically raises or lowers the blade cutting edge to maintain the correct blade cutting edge elevation. A single push button mounted on the blade control lever, allows the operator to easily switch from automatic to manual control for various work conditions.

Weatherproof Design. All components are designed rugged for dependable performance in harsh environments.



Conventional Staking Method



AccuGrade Laser Grade Control System

Operator Station

The redesigned operator station is quieter and more spacious for a comfortable work environment.



Redesigned Operator Station. Based on the cab designs of the large Caterpillar track-type tractors, the operator station has been redesigned to be more spacious. The new ergonomic layout emphasizes simplicity, ease of use and comfort. A new climate control system (HVAC), increased leg room and enhanced visibility allow the operator to focus on the job. With 13% more tinted glass area, the operator station provides a clear view to the blade and the surrounding work site.


Other Cab Conveniences.

- Vertical & horizontal armrest adjustments
- Directed air vents in key locations
- Wide angle rear view mirror
- Cupholder
- 12 volt power port
- Radio ready factory installed components including speakers, antenna and all wiring brackets
- Dome light
- Coat hook
- Tie down for lunch box
- Air conditioner (standard equipment)

Reduced Sound Levels. Sound levels are greatly reduced to further enhance the operator's comfort.



VPAT Dozer Control. A single lever control handle is used to control all blade lift, angle and tilt functions. The ergonomically designed handle fits comfortably in the operator's hand and delivers superb grading results.



Ease of Entry and Exit. The hexagon shaped cab provides plenty of space to enter the roomy operator compartment. Easy to reach door handles make it easy to enter and exit during the workday. Angled doors allow the operator to walk right into the cab.



Seat. The Caterpillar Comfort Suspension seat provides adjustable positioning to fit any operator. It is the most comfortable seat in the industry and features:

- 3" wide retractable seatbelt
- Fore/aft positioning
- Back cushion angle adjustment
- Seat cushion tilt
- Back rest extension
- Lumbar adjustment
- Height adjustment
- Cloth seat is standard with cab; vinyl seat is available on open canopy machines

Decel Pedal. Decelerator allows operator to modulate ground speed effortlessly. Intuitive control enhances operator confidence when maneuvering in and around structures.



Monitoring Package. The monitoring package allows the operator to be aware of system conditions without having to constantly view gauges. Fuel level, hydraulic oil temperature, oil pressure, coolant temperature, and maximum speed setting gauges are all included in the instrument panel. Indicator lamps warn operator of:

- Low oil pressure
- Power train oil filter bypass
- Low alternator voltage
- Parking brake engaged
- Electronic control fault
- Water in fuel
- Air inlet restriction
- Air intake heater

Other Features.

- Footrests for operator comfort and stability
- Vandalism guard to protect dash and instruments (canopy machines only)

Visibility

The key to great grading is excellent visibility, and we deliver.



Excellent Visibility. Visibility is key to productive grading. The D3G delivers excellent visibility to the blade corners and edges. No longer does an operator have to grade by feel. He can easily see blade corners and cutting edges. Wide open peripheral vision allows the operator to have an optimum view of the jobsite.

Windows. Large, tinted windows provide excellent visibility to the blade and surrounding work site. Large, sliding side windows provide flow-through ventilation. With 13% more glass area, the operator station delivers an outstanding view all around the machine.



Excellent Line of Sight to Blade.

Grade stakes and utility structures are easy to see and maneuver around with the G-Series tractors.

Angled Doors. Angled doors on the left and right hand sides provide virtually unrestricted visibility to the sides of the machine.

Engine

The well-proven Caterpillar 3046T six-cylinder engine provides smooth, responsive power, excellent fuel economy and lasting reliability.

Caterpillar 3046T Diesel Engine.

Designed specifically for small to medium size earthmoving machines, the Cat six-cylinder 3046T engine is inherently balanced, providing low vibration, superior performance and exceptional responsiveness. The 3046T engine is designed for improved response and performance at lower engine speeds. This is important for earthmoving machines in the under 100 hp size class, allowing operators to work in tight spaces, at part throttle and slower travel speeds without sacrificing responsiveness. The turbocharger also helps reduce fuel consumption and sound levels.

Direct Injection Fuel System. The direct injection fuel system is adjustment free for reduced maintenance. High pressure fuel injection results in reduced fuel consumption and emissions. Electric, internal fuel shut-off solenoid is protected from the elements to provide long life.

Turbocharger. The turbocharger improves response and performance at low to medium engine speeds.

Spin-on Oil and Fuel Filters. Spin-on oil and fuel filters are vertically mounted and easily accessible for faster maintenance.

Air Inlet Heater. The air inlet heater delivers dependable starts when operating in cold temperatures. A built-in temperature switch helps ensure lasting reliability.



Lubrication System. Gear driven oil pump provides lubrication from a deep sump oil pan. An efficient, multiple-plate, water-cooled oil cooler prolongs engine and lubricant life.

Cooling System. A large diameter fan and full length, water-cooled cylinders, combined with excellent thermal efficiency, minimize heat rejection, prevent overheating and prolong engine life.

Regulations. The Caterpillar 3046T engine is EPA Tier 2, MOC Step 2, and CE Stage 2 emissions certified.

Hydrostatic Transmission Control

Simple joystick control eases operation and increases productivity.



Simpler Operation, Improved Control.

We listened to our customers and designed the new G-Series machines with even simpler operation and improved control. This allows the operator to concentrate on more important aspects of the job such as blade control.

Joystick Control. The joystick control is easy to use. Speed, direction and steering are all controlled with the joystick. The result is easier operation and improved productivity. Ergonomic placement reduces operator effort and fatigue.

Speed and Direction. The joystick has three simple detented positions for travel: forward, reverse and neutral. A new feature is the capability to utilize faster reverse speed as a percentage of forward speed for increased productivity. Two joystick-mounted buttons are used to infinitely increase and decrease speed. An indicator on the dash displays the tractor's current operating speed setting. When the joystick is moved to the neutral position, the machine stops.

Steering. With the machine moving in forward or reverse, move the joystick to the left to turn the machine to the left; move the joystick to the right to turn right. The more the handle is moved to the right or left, the tighter the turn. Regardless of ground conditions, steering is consistent and predictable. Moving the joystick to the far right or left will make the tracks counterrotate for maneuvering in tight work areas.


Counterrotation. The D3G maneuvers easily through side loading blade applications. Simply engage counterrotation briefly to correct machine position. Counterrotation also provides easy, quick maneuvering in small, confined work areas.

Tracking. The D3G has excellent tracking capabilities which increase productivity on side slopes.

Powerturn. Utilizing active effort of both tracks during a turn allows for more pushing power at the blade and less spillage of material from the blade.

Undercarriage

Durable components provide maximum performance and wear life.



Durable Components. Advanced metallurgy processes produce improved life for bushing and sprocket segments. Segmented sprockets (standard equipment) offer easy serviceability and low replacement cost compared to replacing the complete sprocket hub. Caterpillar undercarriages are designed for long wear and lower owning and operating costs.

Complete Guarding. Caterpillar undercarriages are designed with full length guarding on top of the track roller frame. This prevents abrasive material from falling down on moving parts.

Available Configurations. The D3G is available in either an extra long (XL) or low ground pressure (LGP) undercarriage configuration.

XL Undercarriage. Track length is extended on extra long (XL) undercarriages for increased ground contact area and flotation, superior balance and excellent finish grading.

LGP Undercarriage. The low ground pressure (LGP) undercarriage offers a wider track, increasing ground contact area for optimum flotation and greater stability on sloping and finish grading jobs.

LGP with Standard Shoes. For increased stability when additional flotation is not required, 406 mm (16") track shoes are available for the D3G LGP.

Blade and Mainframe

With a 14% increase in blade capacity, the Variable Pitch, Power Angle and Tilt (VPAT) blade is designed and built for unmatched versatility, durability and strength.



VPAT Blade. The VPAT blade is specifically designed for finish grading, backfilling ditches, cutting V ditches, windrowing, fill spreading, medium land clearing and heavy dozing. VPAT blades are built with four full-width (three on intermediate and LGP), box-section reinforcement cells for unmatched strength and durability.

Increased Blade Capacity. Blade capacity has been increased by 14% to greatly improve productivity.




Larger Trunnion. The blade trunnion ball size has been increased to provide longer life of the trunnion and reduce owning and operating costs. The trunnion is also now mounted on the C-frame instead of the blade.

Adjustable Top Pitch Link. The adjustable top pitch link provides a solid link between the blade and the top of the tilt tower on the C-frame. The turn buckle top pitch link allows the blade pitch to be adjusted without the use of tools. The cutting edge position can be adjusted between 50 and 55 degrees. The pitch link cover has been redesigned to provide better retention.



Improved Pin Joints. Pin joints have been improved to be more durable and provide longer life. Remote lubrication points provide easier service.



One-Piece Mainframe. Modeled after the large Caterpillar track-type tractors, the mainframe provides a solid backbone for handling forces generated

during tough dozing. The robotic welding process delivers reliability and durability throughout the life of the machine.

Hydrostatic Winch

Providing high line pull and high line speed, this new winch improves control for better modulation.



Hydrostatic Winch. Previous mechanical winches were driven by shafts and controlled by brakes and clutches. This new winch is driven by its own closed-loop hydrostatic system consisting of a variable displacement hydraulic piston pump and motor.

Infinitely Variable Speed Control.

This winch offers outstanding control of the load with infinitely variable modulation of speed and pull. Other shaft-driven winches force the operator to choose the gear ratio of the winch. The G-Series hydrostatic winch eliminates this compromise by providing the speed of a standard speed winch and the pull of a low speed winch, all in one package.

Forestry Segment. A new, easier way to work in the woods. The new hydrostatic winch makes the job easier with:

- Excellent line pull at any speed
- Infinitely variable drum speed
- Lower operator effort
- Excellent load control



360 Degree Guarding. All around screen guarding is available. Canopy version includes screened, hinged doors with dampening device along with side and rear screens. The cab version offers Lexan glass doors for improved visibility while providing protection. Meets OSHA and WCB requirements.

Attachments

New Cat work tools increase your productivity. Product Link and Machine Security System help protect your investment.



Parallelogram Ripper. This new, larger tool is more aggressive and allows the operator to do more effective ripper work. Heavy duty design provides long life. Parallel linkage design allows for better penetration and maneuverability in tight working areas. A longer shank delivers more work per pass making the machine more productive.

Hydrostatic Winch. The new Caterpillar exclusive hydrostatic winch provides smooth modulation, infinitely variable speed and better control.



Product Link. This option allows the customer or dealer to obtain machine diagnostics and location from their office, eliminating trips and phone calls. Scheduled service can be completed more efficiently, thus reducing owning and operating costs. Product Link provides updates on service meter hours and machine location as well as integrated mapping/route planning.

Machine Security System. Secure your investment with the Caterpillar Machine Security System (MSS), a programmable key system that provides optimum machine security for both fleet users and single users. MSS can reduce owning and operating costs by preventing unauthorized machine use, thus saving fuel and maintenance costs. MSS prevents theft and vandalism, which may reduce insurance costs.

Serviceability and Customer Support

Cat dealer services help you operate longer with lower costs.



Serviceability. Longer service intervals and easier maintenance result in better machine availability and lower owning and operating costs. The D3G features:

- Side by side radiator/transmission cooler
- Easier filter access
- Turbine precleaner
- Centrally located hydraulic pressure tap bank
- Extended oil and oil filter change intervals
- Extended oil dipstick
- Comprehensive on-board diagnostics
- Coolant level sight gauge



Right Side Access Doors. Access doors provide easy access to the diagnostic test bank, hydraulic oil filters and disconnect switch.



Left Side Access Doors. Left side access doors provide easy access to:

- Cab fresh air filter
- Heavy duty battery
- Fuel/water separator with filter
- Grease gun holder

Selection. Make detailed comparisons of the machines you are considering before you buy. What are the job requirements? What production is needed? What is the true cost of lost production? Your Cat dealer can give you precise answers to these questions.

Purchase. Look at the value G-series tractors offer. Consider all the flexible financing options your Cat dealer offers as well as day-to-day operating costs.

Operation. Improving operating techniques can boost your profits. Your Cat dealer has training literature and other ideas to help you increase productivity.

Maintenance. Repair options guarantee the cost of repairs up front. Diagnostic programs such as Scheduled Oil Sampling and Technical Analysis help you avoid unscheduled repairs.

Replacement. Repair, rebuild or replace? Your Cat dealer can help you evaluate the cost involved so you can make the right choice.

Product Support. You will find high availability of parts at our dealer parts counter. Cat dealers utilize a worldwide computer network to find in-stock parts to minimize machine downtime. Additionally, Caterpillar offers a line of genuine remanufactured components which can help lower repair costs.



Easy Financing. Your Cat dealer can provide a financing package to meet your needs.

Engine

Model	Cat 3046T	
Power - Gross	57 kW	77 hp
Power - Net	52 kW	70 hp
Displacement	4996 cm ³	305 in ³
Caterpillar	52 kW	70 hp
ISO 9249	52 kW	70 hp
EEC 80/1269	52 kW	70 hp
SAE J1349	52 kW	70 hp
Bore	94 mm	3.7 in
Stroke	120 mm	4.7 in

- Ratings at 2200 RPM.
- Net power advertised is the power available at the flywheel when engine is equipped with fan, air cleaner, muffler and alternator.
- No derating required up to 2300 m (7,500 ft) altitude.

Transmission

Drive pumps	2	
Track motors	2	
Relief valve settings	44 000 kPa	6,380 psi
Maximum travel speed - forward	9 kph	5.6 mph
Maximum travel speed - reverse	9.6 kph	6 mph

- Dual-path, closed loop hydrostatic drive provides infinitely variable speeds from 0-9 kph (0-5.6 mph) forward and 0-9.6 kph (0-6 mph) reverse.
- Full-flow filtering of hydrostatic charge system oil.
- Drive pumps: two variable-displacement, slipper-axial piston pumps mounted tandem-style to engine flywheel housing.
- Track motors: two variable-displacement, link-type piston motors.

Weights

Operating weight - XL	7351 kg	16,227 lb
Operating weight - LGP	7784 kg	17,160 lb

- Operating with dozer blade, canopy ROPS, back-up alarm, operator, coolant, lubricants and full fuel tank.

Service Refill Capacities

Fuel tank	165 L	43.6 gal
Crankcase and filter	13 L	3.4 gal
Final drives, XL (each side)	13.8 L	3.6 gal
Final drives, LGP (each side)	20.5 L	5.4 gal
Cooling system	21 L	5.5 gal
Transmission/hydraulic tank	46.5 L	12 gal

Hydraulic Controls

Pump output	61.1 L/min	16.1 gal/min
Relief valve setting	20 000 kPa	2,900 psi

- Pump output ratings at 2200 RPM and 6895 kPa (1,000 psi).
- Control Positions:
 - Lift cylinders - raise, hold, lower, float
 - Tilt cylinders - left, hold, right
 - Angle cylinders - left, hold, right
 - Ripper cylinders - raise, hold, lower

Final Drive

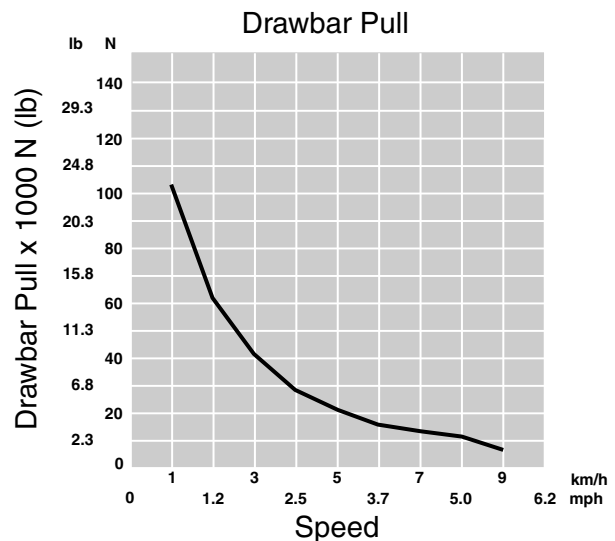
Features

- Double-reduction, with outboard planetary gear set.
- Mounted independently of track frames to isolate them from machine weight and ground-induced shock loads.

Steering and Braking

Features

- Full powerturn
- Counterrotation
- Single lever steering, speed and direction control
- Hydrostatic (dynamic) braking through machine drive using transmission control lever, center brake pedal or decel pedal.



Undercarriage

Number of rollers (each side)	6	
Number of shoes (each side)	39	
Shoe width - XL	406 mm	16 in
Shoe width - LGP	635 mm	25 in
Length of track on ground - XL	2055 mm	81 in
Length of track on ground - LGP	2055 mm	81 in
Track gauge - XL	1448 mm	57 in
Track gauge - LGP	1676 mm	66 in
Ground contact area - XL	16 687 cm ²	2,586 in ²
Ground contact area - LGP	26 099 cm ²	4,045 in ²
Ground pressure - XL	43.2 kPa	6.27 psi
Ground pressure - LGP	29.3 kPa	4.24 psi

- Sealed and lubricated track (S.A.L.T.)
- Hydraulic track adjusters
- Box section track roller frames
- Bolt-on rear track guiding guards
- Full length recoil guarding with sprocket guards and wipers
- Serrated, two-piece split master link
- Single-grouser shoes
- Segmented sprocket
- Sealed and lubricated rollers and idlers

Ripper

Type	Parallelogram	
Number of shanks	3	
Maximum digging depth	337.5 mm	13.3 in
Maximum reach at ground line	738.5 mm	29.1 in
Maximum ground clearance under tip	412.2 mm	16.2 in
Overall width	1710 mm	67.3 in
Height	165 mm	6.5 in
Weight	563 kg	1,241 lb

Winch

Weight	610 kg	1,345 lb
Winch drive	Hydrostatic	
Control	Pilot hydraulic	
Speed	Variable	
Winch length	705 mm	27.76 in
Overall width	741 mm	29.2 in
Drum diameter	254 mm	10 in
Drum width	274 mm	10.8 in
Throat clearance	171.5 mm	6.75 in
Rope diameter - recommended	16 mm	0.63 in
Rope diameter - optional	19 mm	0.75 in
Drum capacity - recommended cable	113 m	371 ft
Drum capacity - optional cable	78 m	257 ft
Maximum line pull - bare drum	18 144 kg	40,000 lb
Maximum line pull - full drum	11 340 kg	25,000 lb
Maximum line speed - bare drum	40 m/min	132 ft/min
Maximum line speed - full drum	63 m/min	207 ft/min

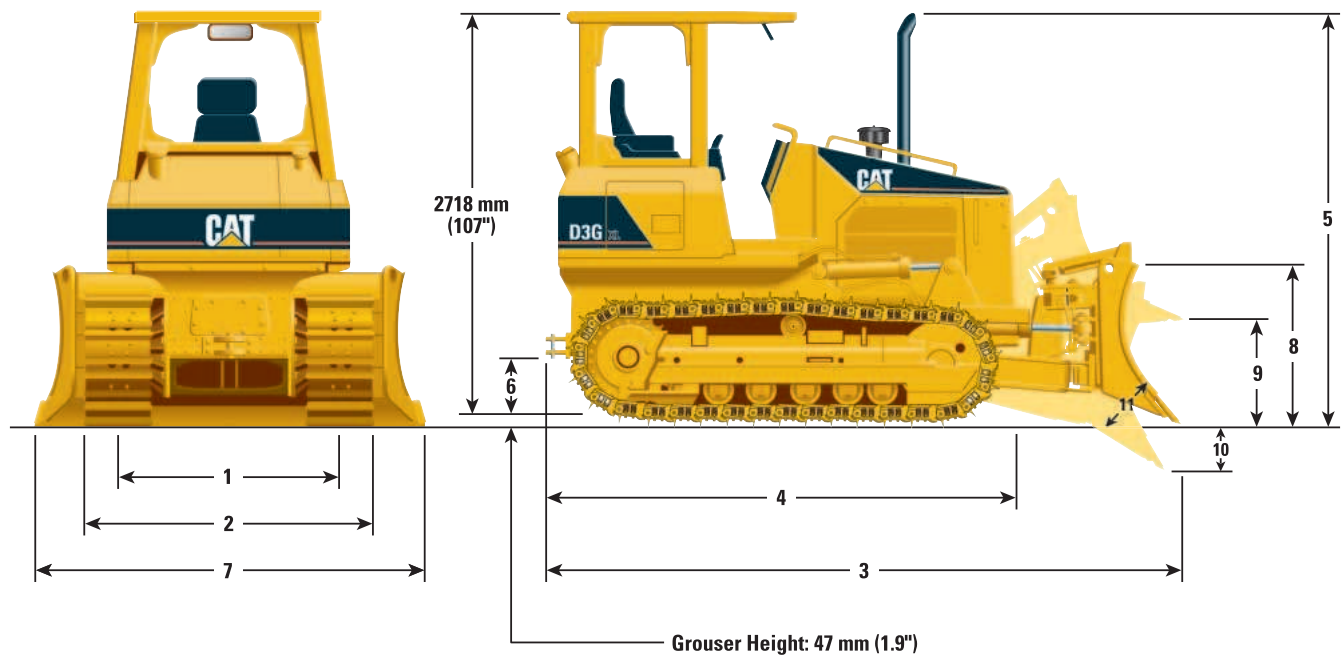
- Infinitely variable line speed and line pull from 0 to maximum.
- Power in/power out, brake off, freespool (standard equipment).
- Single lever, low effort pilot hydraulic control.
- Precise load control and speed modulation.
- Integral mounted drawbar.
- 3 roller fairlead available. Kit available to add a 4th roller.

Standards

ROPS	SAE J397-OCT95 SAE J1040-MAY94 ISO 3471-94 ISO 3164-95
FOPS	SAE J231-JAN81 ISO 3449-92

Dimensions

All dimensions are approximate.



	XL	LGP
1 Track gauge	1448 mm (57")	1676 mm (66")
2 Width of tractor (std shoes, no blade)	1854 mm (73")	2311 mm (91")
3 Overall length (w/blade)	4020 mm (158.3")	4017 mm (158.1")
4 Length of basic tractor (w/o blade)	3103 mm (122.2")	3103 mm (122.2")
5 Tractor height	2765 mm (108.9")	2765 mm (108.9")
6 Ground clearance	374 mm (14.7")	374 mm (14.7")

BLADE			
	XL	Intermediate	LGP
7 Blade width	2461 mm (96.9")	2921 mm (115")	3146 mm (123.9")
8 Blade height	936 mm (36.8")	843 mm (33.2")	843 mm (33.2")
9 Blade lift height	688 mm (27.1")	695 mm (27.4")	695 mm (27.4")
10 Digging depth	554 mm (21.8")	527 mm (20.7")	527 mm (20.7")
11 Blade cutting edge angle, adjustable	50° to 55°	50° to 55°	50° to 55°
Maximum tilt	369 mm (14.5")	423 mm (16.7")	456 mm (18")
Maximum angle (either side)	25°	25°	25°
Blade width at maximum angle	2247 mm (88.5")	2666 mm (105")	2871 mm (113")
Blade capacity (SAE)	1.44 m ³ (1.88 yd ³)	1.42 m ³ (1.86 yd ³)	1.53 m ³ (2.0 yd ³)

Standard Equipment

Standard equipment may vary. Consult your Caterpillar dealer for details.

POWERTRAIN

Air-to-oil transmission cooler and side by side radiator
Air cleaner, radial dry-type with turbine precleaner
Blower fan
Cat 3046T 6-cylinder diesel engine with 12-volt direct electric key start/stop
Fuel priming pump, electric
Fuel/water separator with integral filter
Hydrostatic transmission, dual path, closed loop
Muffler

ELECTRICAL

Air inlet heater
Alternator, 110 amp
Back-up alarm
Batteries, heavy duty, 12-volt, 900 CCA (2)
Horn
12-volt powerport

UNDERCARRIAGE

6 roller track frame
57 inch gauge - XL
66 inch gauge - LGP
Sealed and lubricated tracks (39-section)
16 inch single grouser shoes - XL
25 inch single grouser shoes - LGP
Front/rear guiding guards
Full length recoil guards with sprocket wiper plates
Hydraulic track adjusters
Segmented sprockets
Split master link

HYDRAULICS

3 valve
Hydraulic pump and oil
Single lever-three function control

ANTIFREEZE

Extended Life Coolant -37° C (-34° F)

OPERATOR ENVIRONMENT

ROPS, Canopy
Headliner
Dash mounted lighted gauge package includes:
- Fuel level
- Coolant temperature
- Engine oil pressure
- Transmission oil temperature
- Maximum speed setting gauge
Indicator lights:
- Low engine oil pressure
- Parking brake
- Hydraulics filter bypass
- Low alternator charging
- Electronic control fault
- Water in fuel
- Air inlet restriction
- Air intake heater
Service hour meter
Comfort adjustable vinyl suspension seat
Seat belt (3 in)
Adjustable arm rests
Joystick control lever:
- Speed
- Direction
- Steering
- Counterrotation
Adjustable foot rests
Decelerator
12-volt powerport

OTHER STANDARD EQUIPMENT

C-Frame, VPAT, hydraulic cylinders and lines
Heavy duty crankcase guard
Engine enclosures
Heavy-duty hood, radiator guard and grill
Retrieval hitch (rear)
Front pull device
Vandalism protections
Instructions, English
Electronic technician connector
Product Link - Installation ready

Optional Equipment (with approximate change in operating weight)

Optional equipment may vary. Consult your Caterpillar dealer for specifics.

	kg	lb		kg	lb
AccuGrade installation arrangement	31	68	Lights		
Blade, variable pitch, power angling & tilt			ROPS, canopy, two front, one rear	4	8
XL, 1.43 m ³ (1.87 yd ³), 97" width	503	1,110	ROPS, cab, two front, one rear	7	16
Intermediate, 1.41 m ³ (1.85 yd ³), 115" width	527	1,162	Machine Security System	3	7
LGP, 1.53 m ³ (2.0 yd ³), 124" width	560	1,234	Product Link	8	18
Cab, ROPS, includes air conditioner, comfort seat (cloth), 90 amp alternator	403	889	Radiator grid, sandblast	12	27
Cab, ROPS, logging, includes screens and polycarbonate door windows, air conditioner, comfort seat (cloth), 90 amp alternator	606	1,335	Ripper, parallelogram, includes three shanks and teeth	563	1,241
Counterweight, front	289	636	Screens		
Counterweight, idler mounted	136	300	Front and door, for use with ROPS canopy	91	200
Drawbar, towing	13	29	Rear, for use with ROPS canopy	23	51
Drive, auxiliary	11	23	Rear, for use with ROPS cab	24	52
Guards			Side, for use with ROPS canopy	41	90
Rock, idler (for use with counterweight)	21	46	Side, for use with ROPS cab	46	102
Rock, idler (for use without counterweight)	15	32	Sound suppression, exterior	43	95
Track roller	69	153	Starting aid, ether	4	9
Heater, engine coolant	0.45	1	Sweeps, logging	133	293
Heater, ROPS canopy	33	73	Tracks		
Heavy duty grill	16	35	14" triple grouser, sealed and lubricated track	-34	-75
Hydraulic arrangement			25" self cleaning, sealed and lubricated track	175	385
4-valve, 1-lever dozer control, for use with ripper	12	26	Winch		
4-valve, 1-lever dozer control, for use with winch	12	26	Installation, includes pump, lines, filter and control lever	69	152
			Winch, variable speed	610	1,345
			Fairlead (3-roller) for winch	120	265
			4th roller kit for fairlead	17	38

Notes

D3G Track-Type Tractor

AEHQ5555 (9-03)

Replaces AEHQ5459-01

For more complete information on Cat products, dealer services,
and industry solutions, visit us on the web at www.CAT.com

© 2003 Caterpillar
Printed in U.S.A.

Materials and specifications are subject to change without notice.
Featured machines in photos may include additional equipment.
See your Caterpillar dealer for available options.

CATERPILLAR[®]