

D6N

Track-Type Tractor

CATERPILLAR[®]



Engine

Flywheel Power	111.8 kW	150 hp
Engine Model	Cat [®] C6.6 ACERT [™]	

Weights

Operating Weight – XL	16 668 kg	36,670 lb
Operating Weight – LGP	17 997 kg	39,593 lb

Courtesy of Machine.Market

D6N Features

SystemOne™ Undercarriage

Designed exclusively by Caterpillar for Cat® Machines, SystemOne Undercarriage extends undercarriage system life, improves reliability and reduces Owning and Operating costs.

Operator Station

A redesigned operator station offers excellent visibility and superior comfort. Standard features include a fully adjustable air suspended seat, air conditioning, electro-hydraulic controls, advanced monitoring system and low sound levels for comfortable operation and maximum productivity.

AccuGrade™ Machine Control and Guidance Systems

The AccuGrade Ready Option provides a fully integrated plug-and-play interface for simple, quick and cost effective installation of AccuGrade GPS, ATS and Laser Grade Control Systems.

Serviceability

All major components, filters and lube points are easily accessible and modular in design. The new GEN III machine monitoring system features enhanced diagnostic capabilities for improved serviceability and minimum downtime.

Contents

Differential Steering	3
Engine	3
Drive Train	4
Operator Station.....	5
AccuGrade™ Grade Control Systems	6
SystemOne™ Undercarriage	7
Blades and Attachments	8
Value Packages.....	9
Serviceability	10
Support	10
D6N Track-Type Tractor Specifications	11
D6N Standard Equipment	14
D6N Optional Equipment.....	15



Engineered to excel on the most demanding work sites. The D6N combines power, rugged components and superior balance, for maximum performance in the toughest working conditions. It keeps material moving with the reliability and durability you expect from Caterpillar® machines.

The D6N features advanced electro-hydraulic controls which have been designed and tuned to achieve maximum productivity and performance when equipped with AccuGrade GPS, ATS or Laser Grade Control Systems.

Differential Steering

Maintain power to both tracks while turning.



Tiller Bar Control System

A comfortable tiller bar provides precise steering, direction and transmission control, featuring:

- Easy touch shifting
- Tight turning radius and counter-rotation capability
- Smooth direction changes

Power Turn with Differential Steering

With differential steering, large blade loads can be smoothly maneuvered while turning. The operator maintains precise control on slopes, around buildings, bridge abutments, trees or other obstacles.

- Differential steering turns the machine by speeding up one track and slowing the other while maintaining full power to both.
- Steering modulation is finely tuned for precise control.
- Regardless of ground conditions, steering is consistent because power is maintained to both tracks during operation.

Engine

Emission reduction technology.

Cat® C6.6 Engine with ACERT™ Technology

The Cat® C6.6 is a 6.6 liters (403 in³) displacement, six cylinder, inline configured engine equipped with a Caterpillar Common Rail fuel System. It uses ACERT Technology, a series of Caterpillar engineered innovations that provide advanced electronic control, precision fuel delivery and refined air management, resulting in outstanding performance and lower emissions. It meets the U.S. EPA Tier 3, European Union Stage IIIA and Japan MOC Step 3 emissions standards.

Electric Fuel Priming Pump

The electric fuel priming pump provides quick, effortless fuel priming.





Drive Train

Durable, reliable components deliver smooth, responsive power.

Multi Velocity Program (MVP)

Caterpillar's Multi Velocity Program (MVP) allows operators to choose from five different speed ranges in both forward and reverse, increasing machine productivity, decreasing fuel consumption and significantly reducing operating costs.

Auto-Shift/Auto-Kickdown

Auto-shift allows the operator to select a forward and reverse speed combination for easy, efficient directional changes. The operator can select a combination of any forward and reverse speeds or use one of three factory settings. The factory auto-shift settings include: 1.5 forward/2.5 reverse, 2.5 forward/2.5 reverse, and 2.5 forward/1.5 reverse.

Auto-kickdown allows the transmission to automatically downshift when significant load increases are detected, ensuring maximum dozing performance.

Elevated Final Drive

- Isolates final drives from impact loads for extended power train life.
- Protects sprocket teeth, bushings and final drives from debris, abrasive materials and moisture.
- Provides long-lasting final drive performance and durability.

Operator Station

Designed for operator comfort, superior control and high productivity.

Cab

Designed for quiet, comfortable, productive operation all shift long. Large glass panels provide excellent visibility to the blade, sides and rear of the machine, for safe, effective operation in tight operating areas. Acoustic headliner material, and sound suppression foam panels ensure quiet machine operation, and automatic temperature control provides unmatched operator comfort.

Cat Comfort Series Air Suspension Seat

Cat Comfort Series Air Suspension Seat is fully adjustable for maximum operator comfort, support and reduced operator fatigue.

Instrumentation

The instrument panel has been redesigned for improved visibility and usability. The easy to read gauges, warning lights and digital display ensure the operator is always aware of vital machine functions.

Electro-Hydraulic Controls

New electro-hydraulic controls provide quick steering response, precise blade control, and comfortable, low-effort operation. They offer superior ergonomics and are quieter and cleaner than pilot controls, eliminating hydraulic connections in the cab.



AccuGrade™ Grade Control Systems

Grade with increased accuracy.



AccuGrade Attachment Ready Option

The AccuGrade Attachment Ready Option (AccuGrade ARO) provides a factory installed on-board platform for an AccuGrade Laser, GPS or Advanced Tracking Sensor (ATS) system.

All of the changes required to the electrical system, hydraulic system, blade, and cab are incorporated into the AccuGrade ARO. Mounting brackets on the blade allow easy installation of the masts. Mounting brackets in the cab secure the in-cab display. Plug-in points inside the cab and on the front of the machine make it easy to install electronic components.

AccuGrade GPS System

The AccuGrade Global Positioning System (GPS) is the best solution when the construction site involves contours, rather than single or dual slope planes. A GPS system compares the blade position to a three-dimensional computerized job site plan and signals the operator or hydraulic system to raise or lower the blade to achieve the design requirements.

AccuGrade ATS System

The AccuGrade ATS system tracks blade positioning and provides three dimensional controlling capability for precise elevation adjustment, improved accuracy and dynamic tracking.


AccuGrade Laser System

The laser system is ideal for fine grading sites with flat, single slope or dual slope surfaces such as industrial, commercial and residential building sites.

AccuGrade Monitor

The in-cab display with easy-to-read grade indicators and real time operator information provide the operator with all AccuGrade system information. The display is designed for reliable performance in extreme operating conditions including shock, dust and moisture.





SystemOne™ Undercarriage

Lower owning and operating costs.

SystemOne™ Undercarriage

Exclusively for Caterpillar machines, the design extends system life and reduces operating costs.

Undercarriage Arrangements

XL (Extra Long) arrangement

- Forward idler position provides more track on the ground and to the front of the tractor. It provides optimal balance, superior traction and blade control for finish grading.
- Long roller frame provides good flotation in soft underfoot conditions.

LGP (Low Ground Pressure) arrangement

- Specially designed to work in soft and spongy conditions.
- Wide track shoes, a longer track frame and a wider gauge increase track contact area and reduce ground pressure for excellent flotation.

Equalizer Bar

The pinned equalizer bar gives the roller frames the ability to oscillate up or down to better match ground contours while providing maximum traction and operator comfort.

Blades and Attachments

Cat Work Tools are built to handle the toughest dozing applications.



Variable Pitch Power Angle and Tilt Blade (VPAT)

The VPAT blade gives the operator the ability to hydraulically adjust the blade lift, angle and tilt from the operator's station.

- Manually adjustable blade pitch for optimum performance.
- Top corners of the blade are clipped for better operator viewing area. (XL arrangement only).
- C-Frame is solidly pinned to the mainframe for good blade control and eliminates blade motion due to track oscillation or side forces.

Foldable Blade

Designed to facilitate transportation without removing the blade, the foldable blades reduced overall shipping width of the machine. The blade can be folded by hand by one person without the need for tools, and each foldable blade includes the mounting brackets for AccuGrade masts.

Drawbar

The D6N can be equipped with a drawbar for pulling work tools such as disks, compactors, chopper wheels and retrieval of other equipment.

Multi-Shank Ripper

The multi-shank parallelogram ripper lets you choose one, two or three shanks depending on job conditions. Curved or straight ripper shanks are available.

Winch

Standard and slow-speed winches are available to match the application requirements.

- Integrated electronic controls for both clutch and brake functions improve winch performance.
- Clutch engagement and brake release are automatically synchronized for smooth operation.
- Winch components can be serviced with winch mounted on tractor.

Check with your Caterpillar Dealer for details.

Forestry Sweeps

In forestry and land clearing applications where limbs and debris can damage a machine, optional sweeps are available for the D6N. Sweeps help to shield critical components on the tractor such as hydraulic lines, exhaust stacks, cab windows and lights from damage.





Value Packages

Get more for less.

Ripper Ready Package

Includes factory-installed hydraulics, wiring and ripper controls in a customized ripper control console.

Winch Ready Package

Includes factory-installed wiring and winch controls in a customized winch control console.

Heavy Duty Guard Package

Includes heavy duty guards for both the fuel tank and the crankcase, and a heavy duty hinged, louvered radiator grill with latch.

Cold Weather Package

Includes a coolant heater and high-capacity (1400 CCA) heavy-duty batteries for improved cold start capability.

Maintenance Package

Includes fast fuel and high speed oil change capability.

Semi-Universal Blade Package (Cab)

Built for tough applications where penetration and blade side loading are important. The design of the SU blade makes it excellent for aggressive dirt penetration and loading materials. The blade wings are designed for superior load retention.

Contact custom products for waste handling, forestry and other specific application requirements.

Serviceability

Simplified service and maintenance requirements.



Easy Access

Hinged engine doors provide easy access to secondary fuel filters, oil filters, engine oil filler tube, engine air filter, and the A/C compressor. Service doors provide easy access to the battery disconnect switch, hydraulic taps, transmission oil tank filler cap, windshield washer tank and batteries, emergency shut off switch, electronic control module, and the hydraulic case drain filter. Grouped pressure taps allow for quick testing and troubleshooting of the hydraulic system.

Product Link

Product Link automatically reports machine information such as location, machine hours, service meter hours, machine condition and security alarms. All this allows for much better fleet management and maintenance.

Machine Security System (MSS)

An optional Machine Security System (MSS) utilizes a programmable key that deters theft, vandalism and unauthorized usage.

Support

Support you can count on.

Your Cat dealer is ready to assist you with your purchase decision and everything after.

- Machine comparisons with estimates of total owning and operating costs including component life, preventative maintenance and production capability.
- Machine financing options.
- Machine repair and replacement options.



D6N Track-Type Tractor Specifications

Engine

Engine Model	Cat® C6.6 ACERT™	
Flywheel Power	111.8 kW	150 hp
Net Power	111.8 kW	150 hp
– Caterpillar		
Net Power	111.8 kW	150 hp
– ISO 9249		
Net Power	110.4 kW	148 hp
– SAE J1349		
Net Power	111.8 kW	150 hp
– EU 80/1269		
Bore	105 mm	4.13 in
Stroke	127 mm	4.99 in
Displacement	6.6 L	402.75 in ³

- Engine Ratings at 2200 rpm.
- Net power advertised is the power available at the flywheel when the engine is equipped with fan, air cleaner, muffler and alternator.
- No derating required up to 3000 m (9,840 ft) altitude, beyond 3000 m (9,840 ft) automatic derating occurs.

Transmission

1.5 Forward	3.1 km/h	1.93 mph
2.0 Forward	4.6 km/h	2.86 mph
2.5 Forward	5.7 km/h	3.54 mph
3.0 Forward	7.5 km/h	4.66 mph
3.5 Forward	10 km/h	6.21 mph
1.5 Reverse	3.1 km/h	1.93 mph
2.0 Reverse	5.1 km/h	3.17 mph
2.5 Reverse	6.4 km/h	4 mph
3.0 Reverse	8.6 km/h	5.34 mph
3.5 Reverse	11.6 km/h	7.21 mph
1.5 Forward	320 kN	71,939 lb
– Drawbar Pull		
2.5 Forward	175 kN	39,341.6 lb
– Drawbar Pull		
3.5 Forward	97 kN	21,806.5 lb
– Drawbar Pull		

Service Refill Capacities

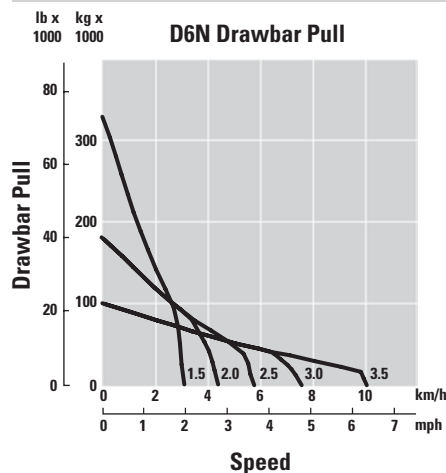
Fuel Tank	299 L	79 gal
Cooling System	48 L	12.68 gal
Final Drives (each)	8.5 L	2.25 gal
Hydraulic Tank	29.5 L	7.79 gal

Weights

Operating Weight	16 668 kg	36,670 lb
– XL		
Operating Weight	17 997 kg	39,593 lb
– LGP		
Shipping Weight	16 363 kg	35,999 lb
– XL		
Shipping Weight	17 692 kg	38,922 lb
– LGP		

- Operating Weight: Includes EROPS, A/C, lights VPAT dozer, transmission, drawbar, engine enclosure, 3-valve hydraulics, 100% fuel, and Cat Comfort Series Air Suspension Seat and operator.
- Shipping Weight: Includes EROPS, A/C, lights VPAT dozer, transmission, drawbar, engine enclosure, 3-valve hydraulics, 5% fuel, and Cat Comfort Series Air Suspension Seat.

Torque Rise



The direct injection electronic fuel system provides a controlled fuel delivery increase as the engine lugs back from rated speed. This results in increased horsepower below rated power. A combination of increased torque rise and maximum horsepower improves response, provides greater drawbar pull and faster dozing cycles.

Undercarriage

Width of Shoe – XL	610 mm	24.01 in
Width of Shoe	840 mm	33.07 in
– LGP		
Shoes/Side – XL	40	
Shoes/Side – LGP	46	
Grouser Height – XL	66 mm	2.6 in
Grouser Height	57 mm	2.2 in
– LGP		
Track Gauge – XL	1890 mm	74.4 in
Track Gauge – LGP	2160 mm	85.03 in
Track on Ground	2611 mm	102.8 in
– XL		
Track on Ground	3113 mm	122.56 in
– LGP		
Ground Contact Area – XL	3.18 m ²	4,929 in ²
Ground Contact Area – LGP	5.23 m ²	8,107 in ²
Ground Pressure	51.6 kPa	7.48 psi
Ground Pressure	52.3 kPa	7.59 psi
– XL		
Ground Pressure	34.4 kPa	7.63 psi
– LGP		
Track Rollers/Side	7	
– XL		
Track Rollers/Side	8	
– LGP		

Blades

Blade Type	VPAT, SU	
XL SU – Blade Width	3154 mm	10 ft 4 in
XL VPAT – Blade Capacity	3.18 m ³	4.16 yd ³
XL VPAT – Blade Width	3272 mm	10 ft 9 in
XL SU – Blade Capacity	4.28 m ³	5.6 yd ³
LGP VPAT – Blade Capacity	3.16 m ³	4.13 yd ³
LGP VPAT – Blade Width	4080 mm	13 ft 5 in

D6N Track-Type Tractor Specifications

Ripper

Type	Fixed Parallelogram	
Number of Pockets	3	
Overall Beam Width	2202 mm	86.7 in
Beam Cross Section	216 × 254 mm 8.5 × 10.0 in	
Maximum Penetration – XL	473.5 mm	18.6 in
Maximum Penetration – LGP	359.5 mm	14.2 in
Each Additional Shank	78 kg	172 lb

Winch

Winch Model	PA55	
Weight*	1276.5 kg	2,814 lb
Oil Capacity	74 L	19.55 gal
Winch and Bracket Length	1145 mm	45.1 in
Winch Case Width	975 mm	38.4 in
Drum Diameter	254 mm	10 in
Drum Width	315 mm	12.4 in
Flange Diameter	504 mm	19.8 in
Drum Capacity – 22 mm (0.88 in)	88 m	288 ft 9 in

• Slow and standard speed winches are available.

* Weight: Includes pump, operator controls, oil, mounting brackets and spacers.

Standards

ROPS/FOPS

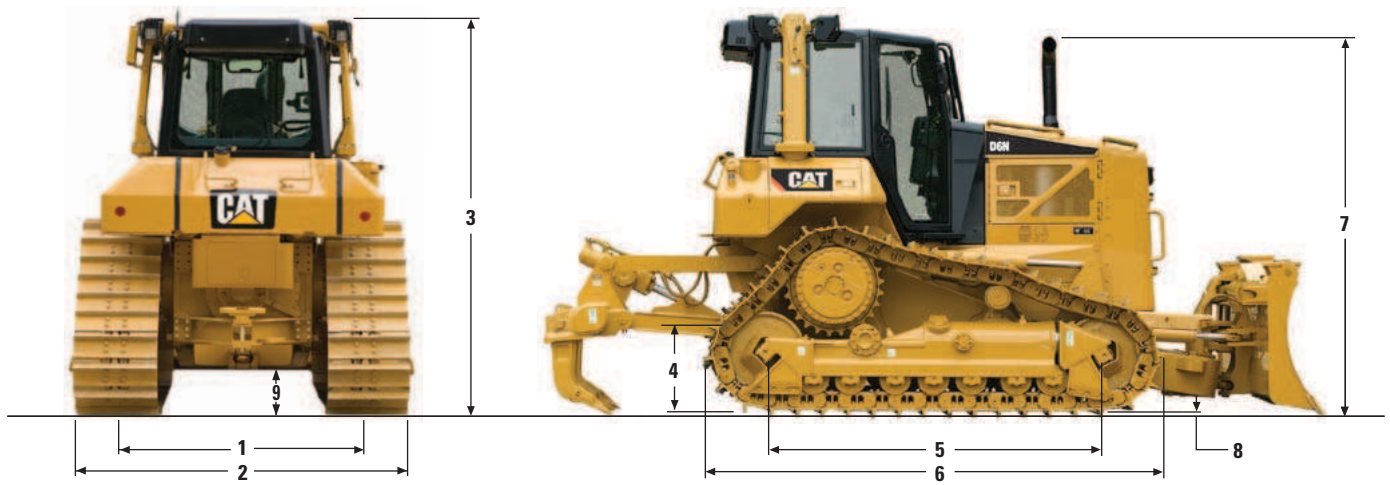
Brakes

Cab

- ROPS (Rollover Protective Structure) offered by Caterpillar for the machine meets ROPS criteria SAE J1040 MAY94, ISO 3471:1994 and DLV criteria SAE J397B, ISO 3164:1995.
- FOPS (Falling Object Protective Structure) meets SAE J/ISO 3449 APR98 Level II, ISO 3449:1992 Level II and DLV criteria SAE J397B, ISO 3164:1995.
- Brakes meet the standard ISO 10265:1998.
- The operator sound exposure Leq (equivalent sound pressure level) measured according to the work cycle procedures specified in ANSI/SAE J1166 OCT 98 is 83 dB(A), for cab offered by Caterpillar, when properly installed and maintained and tested with the doors and windows closed.
- The operator sound pressure level measured according to the procedures specified in ISO6394:2008 is 77 dB(A) for the cab offered by Caterpillar, when properly installed and maintained and tested with the doors and windows closed.
- Hearing protection is recommended when operating with an open operator station and cab (when not properly maintained or doors/windows open) for extended periods or in noisy environment.
- The exterior sound pressure level for the standard machine measured at a distance of 15 meters according to the test procedures specified in SAE J88 FEB 06, mid-gear-moving operation, is 81 dB(A).
- The labeled sound power level is 110 dB(A) measured according to the test procedure and conditions specified in 2000/14/EC.

Dimensions

(approximate)



Tractor Dimensions

	XL		LGP	
1 Track gauge	1890 mm	74.4 in	2160 mm	85 in
2 Width of tractor				
With the following attachments:				
Standard shoes without blade	2500 mm	98.4 in	3000 mm	118 in
Narrow shoes without blade	2450 mm	96.5 in	2870 mm	113 in
Standard shoes with VPAT blade fully angled	2972 mm	117 in	3706 mm	146 in
3 Machine height from tip of grouser:				
With the following equipment:				
ROPS canopy	3040 mm	119.7 in	3144 mm	123.8 in
ROPS cab	3095 mm	121.9 in	3200 mm	126 in
4 Drawbar height (center of clevis)				
From ground face of shoes	595 mm	22.2 in	710 mm	28 in
5 Length of track on ground	2611 mm	102.8 in	3113 mm	122.56 in
6 Length of basic tractor (with drawbar)	3740 mm	147.2 in	4165 mm	164 in
With the following attachments, add to basic tractor length:				
Ripper	1026 mm	40.4 in	1026 mm	40.4 in
PA55 winch	381 mm	15 in	381 mm	15 in
VPAT blades, straight	1163 mm	45.8 in	1204 mm	47.4 in
VPAT blade, angled 25°	1787 mm	70.4 in	2125 mm	83.7 in
SU blade	1417 mm	55.8 in	—	—
7 Height over stack from tip of grouser	2979 mm	117.3 in	3083 mm	121.4 in
8 Height of grouser	66 mm	2.6 in	57 mm	2.2 in
9 Ground clearance from ground face of shoe (per SAE J1234)	394 mm	15.5 in	507 mm	20.0 in

D6N Standard Equipment

Standard equipment may vary. Consult your Caterpillar dealer for details

ELECTRICAL

Horn
Hour meter
Back-up alarm
12-volt converter, 10-amp
Diagnostic connector
950 CCA class 31 batteries
Integrated lights (4 front, 2 rear) with protective screen
95A HD brushless alternator (24 V)
24V electric starter

OPERATOR ENVIRONMENT

ROPS/FOPS cab with integrated A/C
Seat, air suspension, cloth for cab
Seat belt, retractable 76 mm (3 in)
Adjustable armrest
Foot rests for slope work
Five gauge cluster (engine coolant, transmission oil, hydraulic oil, fuel level, and engine RPM display/gear display)
Electronically programmable gear selector
Electronic engine air cleaner service indicator
Electronic water-in-fuel sensor service indicator
Electro-hydraulic implement control
Electro-hydraulic tiller bar differential steering control
Product Link ready
Two 12V power ports
12V radio ready (plug and play)
Storage compartment
Cup holder
Coat hook
Rearview mirror

POWER TRAIN

C6.6 Caterpillar ACERT diesel engine with Caterpillar Common Rail fuel system, ADEM A4 Electronic Control Module, and a air-to-air aftercooling
Single poly-vee belt with auto belt tensioner
Starting aid ether injection
3000 meter altitude operation capability without derating
Fan, direct drive
Aluminum bar plate cooling system (radiator, power train, aftercooler)
Steel tube-fin oil cooler (differential steering)
Air cleaner with integrated pre-cleaner, automatic dust ejector and under hood air intake
Electrical fuel priming pump with integrated fuel/water separator
Engine decelerating function (toggle switch and pedal engine speed control)
3 speed planetary powershift transmission with torque converter
System MVP: Multiple speed functionality providing 5 discrete ground speed selections and electronic control enhancements for the transmission/engine system
Controlled throttle shifting with automatic load compensation, selectable automatic down shift and kick down transmission control
Auto-shift (1.5F – 2.5R, 2.5F – 2.5R)

HYDRAULICS

Three valve – hydraulics for VPAT dozer
Load sensing hydraulics

UNDERCARRIAGE

SystemOne™ Undercarriage
Center tread idler
Lifetime lubricated track rollers (7 XL and 8 LGP) and idlers
Carrier rollers
Tracks 40 section – 610 mm (24")
Extreme Service (ES) for XL
Tracks 46 section – 840 mm (33")
Moderate Service (MS) for LGP
Hydraulic track adjusters
Front and rear track guiding guards, Moderate Service (MS) for LGP
Replaceable sprocket rim segments

OTHER STANDARD EQUIPMENT

C-Frame, cylinders (VPAT) and lines
Extended service intervals (500 hrs engine, 1,000 hrs power train)
Crankcase guard
Ecology drains (engine, power train, hydraulic oil)
Scheduled oil sampling ports (engine, power train, hydraulics, and engine coolant)
Coolant sampling port
Centralized remote mounted pressure taps for easy access and diagnostics
Implement oil filter
Front pull device
Hinged, louvered radiator grill
Lockable engine enclosures
Rigid drawbar
3000 meter altitude operation capability w/o de-rating

ANTIFREEZE

Extended life coolant (–37° C/–35° F)
Cat HYDO Advanced 10

Optional equipment may vary. Consult your Caterpillar dealer for details

ELECTRICAL

Rotating beacon

GUARDS

Guard, front lines

Guard, track guiding, MS

Guard, track guiding, center, XL

Guide/Guard, track, HD

Screen, protective, cab

Screen, protective, canopy

POWER TRAIN

Grid sandblast

Fan, direct drive, reversing

Precleaner, turbine with screen

Radiator, trash resistant

UNDERCARRIAGE

TRACK PAIRS, XL (40 sec)

Track, 560 mm (22"), ES, XL

Track, 610 mm (24"), MS, XL

Track, 610 mm (24"), ES, Center Hole, XL

TRACK PAIRS, LGP (46 sec)

Track, 840 mm (33"), ES, LGP

Track, 860 mm (34"), ES, LGP

OPERATOR ENVIRONMENT

Canopy, heated

Machine security system

HYDRAULICS

Hydraulic Oil, Biodegradable

BLADES

Blade, VPAT, AccuGrade ready, XL

Blade, VPAT, AccuGrade ready, LGP

Blade, AccuGrade ready, Foldable, XL

Blade, AccuGrade ready, Foldable, LGP

Blade, VPAT XL Foldable Fine Grading

AccuGrade

REAR ATTACHMENT

Winch preparation

Ripper, multi-shank

Teeth, curved shank ripper

MACHINE CONTROL AND GUIDANCE

Installation, AccuGrade ready Cab/Canopy

OTHER ATTACHMENTS

Sound suppression, exterior

Doors, engine, SU

Enclosure engine, SU

Enclosure engine perforated, SU

Enclosure engine perforated, VPAT

PTO Relocation filter

ANTIFREEZE

Coolant, ext. life, -50° C (-58° F)

SPECIAL ARRANGMENTS

Forestry arrangement, XL/LGP

Waste handling arrangements XL/LGP

FIELD INSTALLED ATTACHEMENTS

PA 55 winch slow and standard speed

Radio, 12 V AM/FM CD and MP3

D6N VALUE PACKAGES

Ripper, Ready Package

Hydraulics – 4 Valve (6VPAT)

Cover – Console (Ripper Control – Cab)

Winch Ready Package

Tractor – Winch Ready

Cover – Console (Winch Control – Cab)

Maintenance Package

Tank – Fuel Fast Fill Ready

High Speed Oil Change – Engine

Cold Weather Package – 120V

Heater – Engine Coolant (120V)

Battery – Heavy Duty

Cold Weather Package – 240V

Heater – Engine Coolant (240V)

Battery – Heavy Duty

Heavy Duty Guard Package

Guard – Crankcase HD

Guard – Fuel Tank

Grill – Front Louvered HD

Protection Package – Cab

Screen – Protective (Cab)

Sweeps – Cab Mounted

Protection Package – Canopy

Screen – Protective (Canopy)

Sweeps – Canopy Mounted

Forestry/Exploration Package

Fan – Reversible (Direct Drive)

Roof Gp – Forestry

Forestry Ar – Complete

6VPAT XL Fine Grading Package

C-Frame, LGP

Fine Grading Ar – XL

AccuGrade ARO (Cab)

6VPAT LGP Foldable Fine Grading Package

Fine Grading Ar – LGP

AccuGrade ARO (Cab)

Dual Control Package – Cab

Control Dual, Cab

Cover Console, Dual Control

Tractor, Winch Ready

Hydraulics, 4 Valve, 6VPAT

Dual Control Package – Canopy

Control Dual, Canopy

Tractor, Winch Ready

Hydraulics, 4 Valve, 6VPAT

SU Package – Cab

6 SU Bulldozer Complete

Hydraulics, 4 Valves SU

Cover Console, Ripper

D6N Track-Type Tractor

For more complete information on Cat products, dealer services, and industry solutions, visit us on the web at www.cat.com

© 2009 Caterpillar Inc.
All rights reserved

Materials and specifications are subject to change without notice. Featured machines in photos may include additional equipment. See your Caterpillar dealer for available options.

CAT, CATERPILLAR, SAFETY.CAT.COM, their respective logos, "Caterpillar Yellow" and the POWER EDGE trade dress, as well as corporate and product identity used herein, are trademarks of Caterpillar and may not be used without permission.

AEHQ6026-02 (05-2009)
Replaces AEHQ6026-01

CATERPILLAR[®]

Courtesy of Machine.Market