

D6R

Series II
Track-Type Tractor



Cat® Engine C9

Standard

Gross Power	141 kW/189 hp
Flywheel Power	123 kW/165 hp

XL/XW/LGP

Gross Power	157 kW/210 hp
Flywheel Power	138 kW/185 hp

Operating Weights

Standard

18 300 kg

XL

18 700 kg

XW

19 900 kg

LGP

20 500 kg

Blade Capacity Range

3.18 m³ - 5.62 m³

D6R Series II Track-Type Tractor

The D6R Series II power, response and control deliver more production at lower cost-per-yard.

Engine

- ✓ The rugged, easy-to-service C9 engine features an electronically controlled, direct injection fuel system for improved fuel efficiency and reduced emissions. The C9 meets EPA, EU and JMOE emissions regulations. **pg. 4**

Advanced Modular Cooling System (AMOCS)

- AMOCS utilizes an exclusive two pass cooling system and increased cooling surface area to provide significantly more cooling efficiency than conventional cooling systems.
- ✓ Air-to-air aftercooler improves engine performance and reduces emissions. **pg. 5**

Drive Train

- ✓ Matched with the electronic engine control, the Caterpillar® electronic transmission control allows the power train to work more efficiently. **pg. 6**

Structure

Mainframe is heavy, strong and durable. Strong case, steel castings and reinforced frame rails provide durable support to the undercarriage, elevated final drives and other integral frame components. **pg. 7**

Undercarriage

With the elevated sprocket design, the final drives are located above the work area, isolating them from ground induced impacts. The different undercarriage configurations allow you to match the machine to the application. **pg. 12**

Engineered for demanding work, the D6R Series II is designed to be productive in a variety of applications. It keeps material moving with the reliability and low operating costs you expect from Caterpillar machines.

- ✓ *New feature*



Operator's Station

- ✓ The comfortable operator's station provides excellent viewing area to the blade and rear of the machine for maximum operator productivity. Controls are low-effort and easy to reach. **pg. 8**

Work Tools

Caterpillar offers a variety of work tools to equip your D6R II with the versatility needed to accomplish the job quickly and efficiently. **pg. 10**

Serviceability

Major components have a modular design for excellent serviceability and fast in-field component exchange. **pg. 13**

Total Customer Support

Your Cat® Dealer offers a wide range of services that can be set up under a customer support agreement when you purchase your equipment. The dealer will help you choose a plan that can cover everything from machine and attachment selection to replacement, helping you get the best return on your investment. **pg. 14**



Engine

The C9 engine, matched with the torque divider and field proven power shift transmission, provides years of dependable service.



Advanced Fuel System. The C9 features an electronically controlled, hydraulically-actuated, direct injection fuel system that provides improved fuel economy and reduced emissions.

Crankshaft. The crankshaft is a steel forging with induction-hardened journals and fillets. The wide center and end main journals and bearings are designed to maintain maximum oil film thickness for excellent lubrication and for cooling the bearings. The result is long life-to-overhaul.

C9 Engine. The Caterpillar C9 engine meets worldwide emissions regulations for the Environmental Protection Agency (EPA), the European Union (EU) and the Japan Ministry of Construction (JMOC).

- Wastegated turbocharger for improved response.
- Extended oil change intervals.

Cylinder Liners. Mid-supported wet cylinder liners provide excellent durability and rebuildability.

Cylinder Block. Engine durability begins with its foundation – the engine block. The serpentine design of the C9 block provides maximum strength in a reduced weight design. It is a single-piece, deep-skirted design providing a solid base for the durability you require in today's D6R II.

Cylinder Head. The C9 cylinder head is designed for maximum breathing, which helps ensure excellent fuel efficiency. This one-piece, stress-relieved, gray-iron casting has four valves per cylinder. Robust intake and exhaust valves aid airflow and provide excellent reliability and fuel efficiency.

Pistons. The two-piece articulated piston design consists of a forged-steel crown for maximum strength and a cast aluminum skirt to reduce weight. A large piston pin holds the crown, skirt and connecting rod together. The aluminum skirt runs cooler than conventional pistons, allowing a closer fit to the cylinder liner and providing longer life. The steel crown handles the higher internal pressures of today's engines.

Advanced Modular Cooling System (AMOCS)

AMOCS utilizes an exclusive two pass cooling system and increased cooling surface area to provide significantly more cooling efficiency than conventional systems.

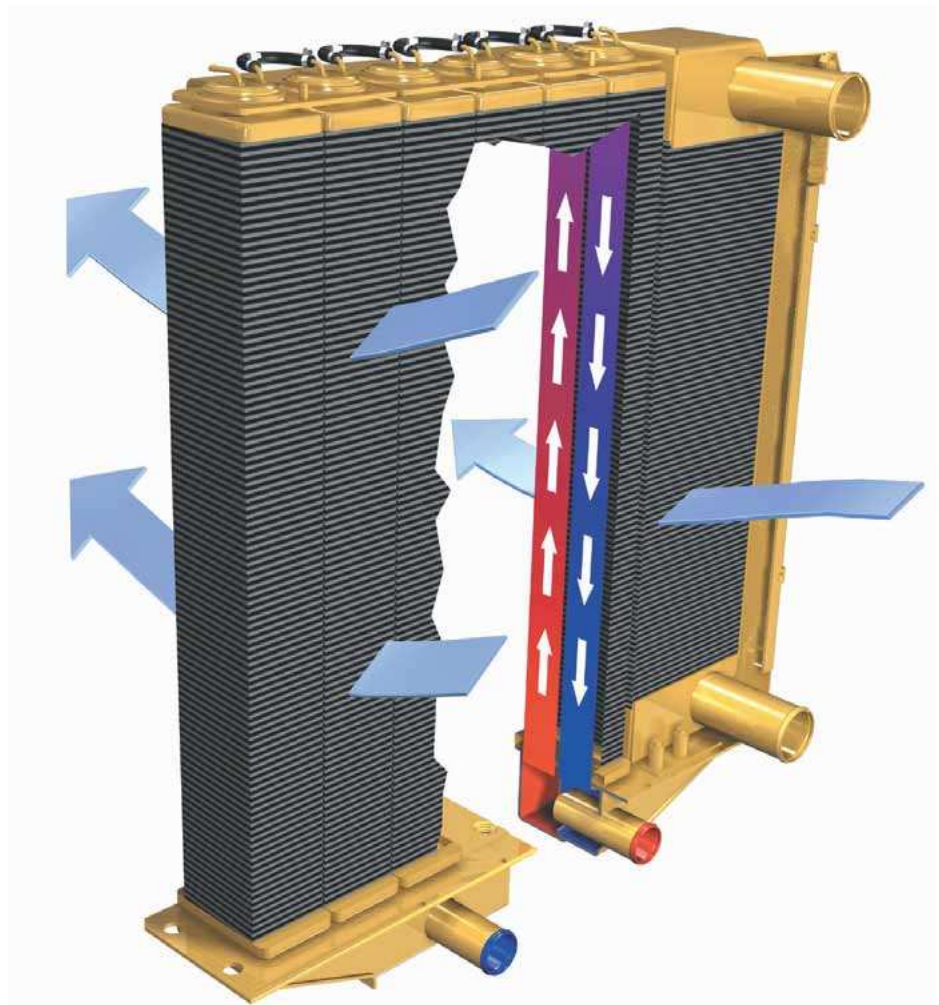
Two Pass Cooling System. Using a two pass system, the AMOCS radiator provides a more efficient heat exchange. The coolant is routed from a sectioned bottom tank up the front side, over the top of the core and down the engine side of the core to the bottom tank. This flow pattern allows the coolant to pass through the radiator twice for better cooling.

Modular Design. The cooling elements are individual core modules connected to a sectioned bottom tank. There is no top tank to remove.

- Standard nine steel fins per 2.54 cm, or an optional 6 steel fins per 2.54 cm.
- Brass tube construction within each core for improved reliability.

Air-to-Air Aftercooler. The D6R II features air-to-air aftercooling. Dedicated air-to-air aftercooler circuit provides cooler inlet air temperatures, which improves performance and reduces engine emissions.

Serviceability. Modular core design permits removal of a single core without removing the entire radiator, which reduces repair costs and downtime. AMOCS eliminates the top tank, side channels and one sealing surface, making it more reliable and easier to service. It features a site gauge for quick service checks.




Protection From Leaks. To reduce the potential for coolant leaks, brass tubes are welded to a large, thick header, improving strength of the tube-to-header joint. In conditions where abrasive materials can be airborne, use the attachment sand blast grid to prevent core damage.

Sand Blast Grid. In an application where airborne debris is prevalent, radiator core protection is a concern. To extend radiator life in harsh applications, a sand blast grid is available as an option to deflect the damaging debris the engine fan propels at the radiator.

Drive Train

Getting maximum power to the ground with the efficiency and reliability you expect from Cat machines.



Torque Divider. A single stage torque converter sends 70% of engine torque through a converter and 30% through a direct drive shaft for greater driveline efficiency and higher torque multiplication to get heavy loads moving. The torque divider provides improved efficiency and broader range of performance in second gear applications.

Key Benefits of a Torque Divider.

The D6R II torque divider provides:

- High reliability.
- Low dynamic torque.
- Optimum combination of operator efficiency and driveline reliability.
- Components are designed to absorb full engine power.

Elevated Final Drive. Isolates final drives from ground and work tool induced impact loads for extended power train life.

Thick, Large Diameter Plates and Clutch Disks. Provides higher torque capacity and increased service life.

Operating Efficiency and Driveline Reliability. The D6R II torque divider attains the best combination of operating efficiency and driveline reliability. It reduces dozing shock loads to the transmission and final drives by acting as a hydrodynamic component between the engine and transmission.

Finger Tip Control. The D6R II with Finger Tip Control features low effort finger tip levers for steering and touch shift buttons for upshift and downshift. The steering clutches and brakes are fade resistant and adjustment free. Multi-disk, oil-cooled steering clutches are hydraulically applied and electronically controlled. Brakes are applied by springs and hydraulically released for safe, reliable braking performance.

Transmission. The D6R II planetary power shift transmission features three speeds forward and three speeds reverse and utilizes large diameter, high-capacity, oil-cooled clutches. To maximize the life of the transmission, the planetary design distributes loads and stresses over multiple gears.

- Controlled throttle shifting regulates engine speed during high energy directional shifts for smoother, more comfortable operation and longer component life.
- Electronic clutch pressure control permits fast speed and direction changes.
- Modular transmission and bevel gear slide into rear case for servicing ease, even with ripper installed.
- Oil-to-water cooler for maximum cooling capacity.
- Forced oil flow lubricates and cools clutch packs to provide maximum clutch life.

Differential Steering. A D6R II equipped with differential steering maintains power to both tracks while turning. The tractor turns when one track speeds up and the other slows down an equal amount. The operator can steer and control the transmission simultaneously which can reduce cycle times in some applications. The differential steering tiller bar has touch shift buttons for upshifts and downshifts. The tiller bar itself is easily rotated forward or reverse to change the respective tractor direction. The tiller bar is moved forward to steer the tractor to the left and pulled back to go right. Low tiller bar

efforts assure operator comfort during long shifts. Large blade loads can be maneuvered around buildings, bridge abutments, trees, or other obstacles. Steering modulation is also optimized for precise control in these applications. Greater load capacity, power and speed control are possible in soft underfoot conditions and on steep slopes because both tracks are powered during turns.

Auto Shift/Auto-kickdown. Auto shift allows the operator to pre-select a forward and reverse gear for easy, efficient directional changes. Auto shift settings include first forward to second reverse,

second forward to second reverse and second forward to first reverse. Auto-kickdown allows the transmission to automatically downshift when significant load increases are detected.

Load Compensating Shifting.

Automatically adjusts the clutch engagement timing according to load factor, resulting in improved tractor performance and operator comfort during speed changes. Load compensating shifting reduces the amount of energy dissipated through the clutches to help extend transmission component life.

Structure

Engineered and built to give solid support in the most demanding work.



Frame and Castings. The D6R II frame is built to absorb high impact shock loads and twisting forces. Castings are added to provide added strength to the main case.

Equalizer Bar. The pinned equalizer bar gives the roller frames the ability to oscillate up or down to better match ground contours while providing maximum traction and operator comfort. Equalizer bar with optional oil filled end pin joints and limited slip seals offer longer life in severe applications and reduced repair costs.

L-Shaped Push Arms. L-shaped push arms bring the blade closer to the machine than diagonal brace design for excellent maneuverability, machine balance and blade penetration. The L-shaped push arm design provides solid lateral stability and better cylinder positions for constant pryout independent of blade height.

Pivot Shaft. The pivot shaft is bolted to the mainframe and connects to the roller frames for independent oscillation. The strong pivot shaft distributes impact loads throughout the case, reducing bending stresses on the case. This design eliminates alignment problems and the need for diagonal braces on the roller frames. Caterpillar Track-Type Tractors set the industry standard for mainframe durability.

Operator's Station

The D6R Series II operator station is designed for comfort and ease of operation.



Cab. Isolation-mounted, pressurized cab reduces noise and vibration for operator comfort.

Clear Working View. Operator has an excellent view to the blade and rear of the machine for maximum operator productivity. The tapered hood gives the operator a clear line of sight to the front work area. The low rear window lets the operator see the ripper tip. The large single-pane door windows allow the operator to see both ends of the blade.

Interior Amenities. The D6R II operator's station interior storage and amenities include:

- Storage area behind seat for first aid kit.
- Lunchbox tie-downs.
- Cup holder and ashtray.
- Standard 24 to 12-volt converter.
- Two 12-volt plug-in receptacles behind seat.
- Perimeter-mounted headliner with integral pre-wired radio mount, speakers and antenna.
- Steep slope foot pads.
- Storage compartment for personal items.
- Adjustable armrests.
- Padded consoles for side slope operations.
- Sliding windows.

Power Converter. D6R II features a 10-amp, 12-volt power converter for the easy use of:

- FM, AM or CB radios.
- Communication radios.
- Wireless phones.
- Laptop computers.

Dash. An informed operator is a productive operator. With a newly designed instrument panel, the operator will be kept informed of machine system information. Easy to read analog gauges and a warning lamp keeps the operator aware of any action that is needed. New foot pads adjacent to the dash help the operator stay comfortable and confident during slope applications.

Caterpillar Monitoring System.

Provides the operator instant feedback on the machine conditions and records performance data to help diagnose problems. Caterpillar Monitoring System includes the following gauges and readouts:

- Fuel level gauge.
- Hydraulic oil temperature gauge.
- Engine coolant temperature gauge.
- Power train oil temperature gauge.
- Engine oil pressure indicator.
- Engine speed digital readout.
- Transmission gear indicator.

Electronic Steering and Transmission Control.

The D6R II offers standard Finger Tip Control (FTC) or optional differential steering. Both steering methods deliver the maneuverability and control operators need to match to operating conditions. Touch shift buttons on the steering control shifts the electronically controlled powershift transmission. Both steering systems allow simultaneous, one-hand steering and transmission control.

Work Tool Controls. Low effort pilot operated hydraulics for the work tools make the D6R II easy to operate and provides sure, precise blade control with less operator fatigue. Ergonomically shaped blade and ripper controls provide increased operator comfort during long shifts.

Work Tool Lock-out. The lock-out valve prevents inadvertent operation of the hydraulic work tool attachments.

Throttle Rocker Switch. A rocker switch control activates high or low idle with a touch of a finger. A decelerator pedal gives the operator full control of engine speed when the rocker switch is in the high idle position.

Caterpillar Comfort Series Seat.

The D6R II features the new Cat Comfort Series Seat for increased operator comfort and reduced operator fatigue. The seat is fully adjustable and designed for comfort and support. The seat and back cushions are thicker and designed to reduce pressure on the lower back and thighs while allowing unrestricted arm and leg movement.

Work Tools

Cat D6R Series II work tools are designed to provide flexibility to match the machine to the job.



Caterpillar Blades. With superior moldboard and cell structure design, Cat bulldozer blades load easily and are durable. Cat high-tensile strength blades resist torsional bending and deflection in tough applications.

Pilot Operated Hydraulics. The D6R II features work tools that are controlled by pilot hydraulics that reduces lever efforts and provides unmatched modulation and control.

Power Angle Tilt Blade. A Power Angle Tilt (PAT) Blade is available on the D6R II. The PAT blade gives the operator the ability to hydraulically adjust the blade lift, angle and tilt from the seat of the tractor. The versatility of the PAT blade gives the D6R II the ability to take on a variety of applications, such as finish and rough grading, spreading material, side casting, V-ditching and backfilling. The PAT blade is offered on the differential steer XL, XW and LGP configurations and requires a rear work tool attachment. Operation in large rock or stump applications is not recommended.

Semi-Universal Blade. Built for tough applications where penetration is important, the SU blade is aggressive in penetrating and loading material. The blade wings are designed for superior load retention. It can be configured with a push plate for pushloading scrapers.

Straight Blade. The S-blade provides good versatility. Since it has less blade capacity it can handle heavier materials than a larger blade. The front of the S-blade is closer to the front of the tractor making it easier to maneuver on small and congested job sites. The S-blade can be configured with a push plate for pushloading scrapers.

Angle Blade. The angle blade is mounted to a C-frame, using a pinned connection which permits blade angling and tilting, left or right.

Cutting Edges. High-tensile strength Cat DH-2 steel cutting edges resist torsional bending and distortion in tough applications. End bits are DH-3 to provide maximum service life in tough materials.

Load Sensing Hydraulics. Field-proven load-sensing pilot controlled hydraulics respond to operating requirements by automatically and continually adjusting hydraulic power to maximize work tool efficiency.



Multi-Shank Ripper. The multi-shank parallelogram ripper lets you choose one, two or three shanks depending on job conditions. Curved or straight ripper shanks are available.

Drawbar. The D6R II can be equipped with a drawbar for pulling work tools such as:

- Disks.
- Compactors.
- Chopper wheels.
- Retrieving other equipment.



Rear Counterweight. Rear counterweights may be needed to optimize balance for backing up steep slopes or increasing performance in heavy dozing applications. Recommended if other rear attachment is not specified.

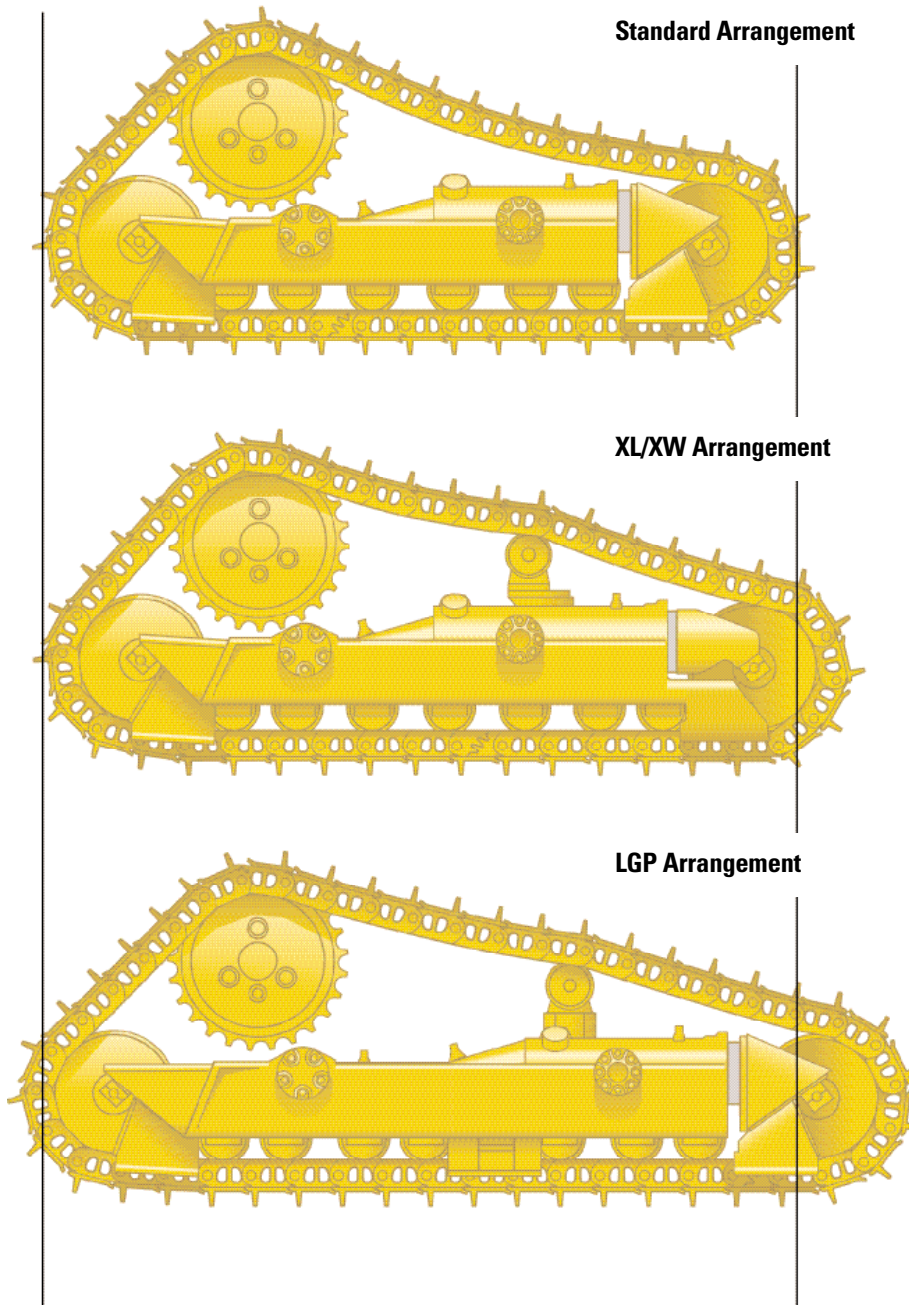
Winch.

- Single lever control actuates both clutch and brake functions to improve operator efficiency.
- Input clutches on PTO shaft reduce engine horsepower losses, provide fuel efficiency and economy.
- Clutch engagement and brake release are automatically synchronized for smooth operation.
- Winch components can be serviced with winch mounted on tractor.

Forestry Sweeps. In applications where tree limbs can damage a machine, optional forestry sweeps are available to protect your investment. Sweeps help shield intake air cleaners, exhaust stack, cab windows and lights from damage.

Undercarriage

The Caterpillar elevated sprocket undercarriage arrangements allow optimized balance for the best possible performance in each application.



Undercarriage Arrangements.

Standard arrangement

- Performs well in many applications with firm to soft underfoot conditions.

XL arrangement

- More track to the front optimizes tractor balance for superior traction, blade control and stability for finish grading. Longer roller frame also improves flotation in soft underfoot conditions.

XW arrangement

- Designed to be more productive in rainy, wet or muddy conditions. Wider track gauge and shoes broadens the application range and extends the working season.

LGP arrangement

- Specially designed to work in swampy and spongy conditions. Wide track shoes, long track frames and a wider gauge increases track contact area and reduces ground pressure for improved stability and excellent flotation in swampy conditions.

Roller Frames. Roller frames are tubular, to resist bending and twisting, with added reinforcement where operating loads are the highest.

- Roller frames attach to the tractor by a pivot shaft and pinned equalizer bar.
- Large pivot shaft bushings operate in an oil reservoir.
- The recoil system is sealed and lubricated.

Serviceability

Simplified service means more productive uptime.




Product Link. The optional Product Link System is a factory installed or easily retrofitted wireless system that simplifies equipment fleet tracking. Using satellite technology, the Internet and your dealer's storefront website, the system automatically generates machine data and forwards it to the customer through the dealer's storefront website.

Built-in Serviceability. Less service time means more working time. Major components are made as modules and most can be removed without disturbing or removing others.

Cooling System. AMOCS individual cooling elements allow radiator servicing without major component removal, saving considerable time and cost.

Caterpillar Monitoring System. The D6R II features a more flexible monitoring system that is easily upgraded by flashing software rather than replacing the module. As technology changes and new electronics and software become available, this upgraded monitoring system will allow the machine to be easily updated and take advantage of improvements. The Caterpillar Monitoring System is designed to:

- Allow easy upgrades.
- Reduce the parts cost.
- Reduce downtime.
- Match software to unique application needs.



Diagnostic Connector. Diagnostic connector allows Caterpillar dealers to quickly troubleshoot the D6R II or access stored data with the use of Electronic Technician (ET) or ECAP.

Pressure Test Points. Pressure test points for power train and hydraulic systems are provided.

Ecology Drains. Ecology drains provide an environmentally safer method to drain fluids. They are included on the radiator, hydraulic tank and major power train components.

Total Customer Support

Unmatched in the industry!



Services. Your Cat Dealer offers a wide range of services that can be set up under a customer support agreement when you purchase your equipment. The dealer will help you choose a plan that can cover everything from machine and attachment selection to replacement, to help you get the best return on your investment.

Product Support. You will find nearly all D6R II parts at our dealer parts counter. Cat Dealers utilize a world-wide computer network to find in-stock parts to minimize machine down time. Save money with remanufactured parts. You receive the same warranty and reliability as new products at cost savings of 40 to 70 percent.

Service Capability. Whether in the dealer's fully equipped shop or in the field, you will get trained service technicians using the latest technology and tools.

Selection. Make detailed comparisons of the machines you are considering before you buy. How long do components last? What is the cost of preventive maintenance? What is the true cost of lost production? Your Cat Dealer can give you answers to these questions.

Purchase. Consider the financing options available as well as day-to-day operating costs. This is also the time to look at dealer services that can be included in the cost of the machine to yield lower equipment owning and operating costs over the long run.

Operation. Improving operating techniques can boost your profits. Your Cat Dealer has training videotapes, literature and other ideas to help you increase productivity.

Replacement. Repair, rebuild or replace? Your Cat Dealer can help evaluate the cost involved so you can make the right choice.

Maintenance. More and more equipment buyers are planning for effective maintenance before buying equipment. Choose from your dealer's wide range of maintenance services at the time you purchase your machine. Repair option programs guarantee the cost of repairs up front. Diagnostic programs such as Scheduled Oil Sampling and Technical Analysis help avoid unscheduled repairs.

Engine C9

Standard

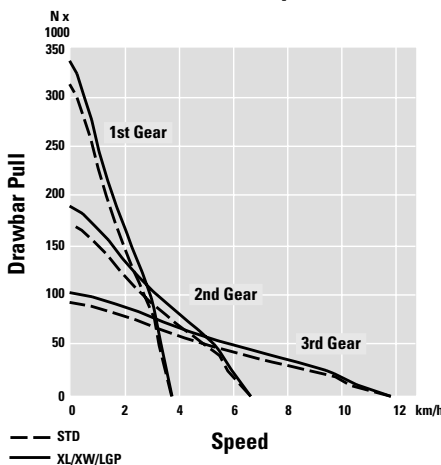
Gross Power	141 kW/189 hp
Flywheel Power	
ISO 9249	123 kW/165 hp
EU 80/1269	123 kW/165 hp
Bore	112 mm
Stroke	149 mm
Displacement	8.8 Liters

XL/XW/LGP

Gross Power	157 kW/210 hp
Flywheel Power	
ISO 9249	138 kW/185 hp
EU 80/1269	138 kW/185 hp
Bore	112 mm
Stroke	149 mm
Displacement	8.8 Liters

- Engine Ratings at 2000 rpm
- The engine is certified according to the EU Directive 97/68/EC, Stage II
- Net power advertised is the power available at the flywheel when the engine is equipped with fan, air cleaner, muffler and alternator.
- No derating required up to 2286 m altitude, beyond 2286 m automatic derating occurs.

Drawbar Pull vs Ground Speed



Undercarriage

Standard

Shoe Type	Moderate Service
Pitch	203 mm
Number Shoes/Side	39
Grouser Height	65 mm
Track Rollers/Side	6
Width of Shoe	560 mm
Track on Ground	2610 mm
Track Gauge	1880 mm
Ground Contact Area	2.92 m ²
Ground Pressure	0.63 kPa
Ground Clearance	376 mm

Transmission

Forward	km/h
1	3.8
2	6.6
3	11.5
Reverse	
1	4.8
2	8.4
3	14.6

Service Refill Capacities

	Liters
Fuel Tank	382.3
Cooling System	76.8
Engine Crankcase	28.0
Power Train	145.7
Final Drives (each)	13.6
Roller Frames (each)	24.6
Hydraulic Tank	47.3
Pivot Shaft Compartment	1.9

Blades

	Capacity m ³	Width mm
SU	5.61	3260
XL SU	5.61	3260
XW SU	5.62	3556
S	3.89	3360
LGP S	3.70	3990
A	3.18	4166
XL A	3.93	4165
XW A	4.30	4200
XL PAT	4.84	3620
XW PAT	5.08	3794
LGP PAT	4.21	4173

Hydraulic Controls

Pump

Capacity	6900 kPa
Rated Engine Speed	2125 rpm
Pump Output	
Clutch Brake	212 L/min
Differential Steering	217 L/min
Cylinder Flow	
Lift	190 L/min
Tilt	80 L/min
Ripper	160 L/min

Main Relief Valve Settings

Clutch Brake	19 300 kPa
Differential Steering	42 000 kPa

Maximum Operating Pressure

Bulldozer	19 300 kPa
Bulldozer Tilt	19 300 kPa
Tilt Cylinder	19 300 kPa
Ripper	
Lift	19 300 kPa
Pitch	19 300 kPa
Steering	38 000 kPa

Winch Specifications

Winch	PA 56
Weight	1179 kg
Bracket Length	1210 mm
Case Length	1210 mm
Case Width	975 mm
Increased Tractor Length	
STD	517 mm
XL	517 mm
XW	517 mm
LGP	397 mm
Flange Diameter	504 mm
Drum	
Width	330 mm
Diameter	254 mm
Capacity – 22 mm	88 m
Capacity – 25 mm	67 m
Capacity – 29 mm	67 m
Ferrule Size (O.D. x Length)	54 x 67 mm
Oil Capacity	67 Liters

ROPS/FOPS

- ROPS (Rollover Protective Structure) offered by Caterpillar for the machine meets ROPS criteria ISO 3471-1994.
- FOPS (Falling Object Protective Structure) meets ISO 3449-1992 Level II.

Multi-Shank Ripper

Type	Fixed Parallelogram
Beam width	2202 mm
Beam cross section	216 x 254 mm
Maximum penetration	500 mm
Maximum clearance raised (shank tip)	511 mm
Number of pockets	3
Maximum penetration force	6603 kg
Maximum pryout force	9134 kg
Weight	
with one shank	1634 kg
each additional shank	74 kg

Cab

- The operator sound level measured according to the procedures specified in ISO 6396:1992 is 81 dB(A), for cab offered by Caterpillar, when properly installed and maintained and tested with the doors and windows closed.
- Hearing protection may be needed when operating with an open operator station and cab (when not properly maintained or doors/windows open) for extended periods or in noisy environment.
- The labeled sound power level is 111 dB(A) measured according to the test procedures and conditions specified in 2000/14/EC.

Brakes

- Brakes meet the standard ISO 10265 MARCH99.

Weight

(approximate)

Shipping

Includes lubricants, coolant, ROPS canopy, hydraulic controls, standard track and 10% fuel.

	STD	XL	XW	LGP
Finger Tip Control	14 706 kg	15 092 kg	–	17 114 kg
Differential Steering	15 006 kg	15 392 kg	16 043 kg	17 414 kg

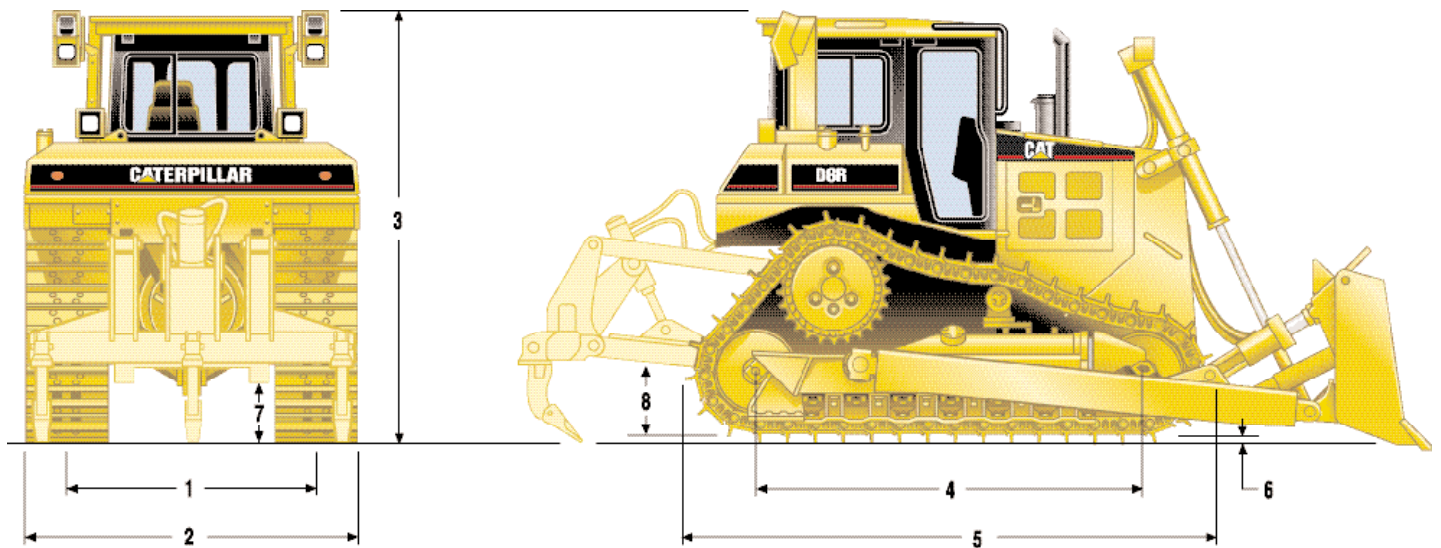
Operating

Includes lubricants, coolant, hydraulic controls, full fuel tank, SU blade with tilt cylinder, standard track and operator.

	STD	XL	XW	LGP – S Blade
Finger Tip Control	18 322 kg	18 709 kg	–	20 447 kg
Differential Steering	18 622 kg	19 009 kg	19 904 kg	20 747 kg

Dimensions

(approximate)



	STD	XL	XW	LGP
1 Track gauge	1880 mm	1880 mm	2030 mm	2225 mm
2 Width of tractor				
Over trunnions	2640 mm	2640 mm	2950 mm	3428 mm
Without trunnions (standard track)	2440 mm	2440 mm	2740 mm	3143 mm
3 Machine height from tip of grouser:				
Stack	3143 mm	3143 mm	3143 mm	3193 mm
ROPS	3195 mm	3195 mm	3195 mm	3245 mm
4 Length of track on ground	2610 mm	2821 mm	2821 mm	3243 mm
5 Length of basic tractor with following attachments add:	3860 mm	3860 mm	3860 mm	4247 mm
Drawbar	217 mm	217 mm	217 mm	251 mm
Ripper Multi-Shank (tip at ground line)	1403 mm	1403 mm	1403 mm	–
Winch	517 mm	517 mm	517 mm	397 mm
S Blade	1043 mm	–	–	1218 mm
SU Blade	1235 mm	1472 mm	1472 mm	–
A Blade	1147 mm	1349 mm	1349 mm	–
PAT Blade	–	1412 mm	1412 mm	1718 mm
6 Height of grouser	65 mm	65 mm	65 mm	65 mm
7 Ground clearance	383 mm	383 mm	383 mm	433 mm
Track pitch	203 mm	203 mm	203 mm	203 mm
Number of shoes per side	39	41	41	45
Number of rollers per side	6	7	7	8
Standard shoe	560 mm	560 mm	760 mm	915 mm
Ground contact area (standard track)	2.92 m ²	3.16 m ²	4.30 m ²	5.93 m ²
Ground pressure	0.627 kg/cm ²	0.607 kg/cm ²	0.462 kg/cm ²	0.349 kg/cm ²
8 Drawbar height	576 mm	576 mm	576 mm	626 mm
from ground face of shoe	511 mm	511 mm	511 mm	561 mm

Bulldozer Specifications

		S STD	S LGP	SU STD	SU XL	SU XW	A STD	A XL	A XW	PAT XL	PAT XW	PAT LGP
Blade Capacity	m ³	3.89	3.70	5.61	5.61	5.62	3.18	3.93	4.30	4.84	5.08	4.21
Blade Width	mm	3360	3990	3260	3260	3556	4166	4165	4200	3620	3794	4173
Blade Height	mm	1257	1101	1412	1412	1412	1034	1155	1169	1207	1207	1228
Digging Depth	mm	473	655	473	459	459	506	524	500	732	732	711
Ground Clearance	mm	1104	1083	1104	1195	1195	1142	1205	1242	1181	1181	1283
Maximum Tilt	mm	765	701	743	743	743	408	408	408	440	460	502
Weight*	kg	2599	2801	2699	2973	2949	2727	3109	3257	3246	3314	3670
Weight**	kg									1343	1385	1591

* Includes push arms, blade, blade tilt cylinder(s), cutting edges and miscellaneous hardware components

** PAT blade only

Features

- cutting edges are DH-2 steel and end bits are DH-3 steel for maximum durability
- dozer lift cylinders mount to top corners of radiator guard to improve mechanical advantage
- single lever controls all blade movements
- angle dozers available with two tilt cylinders, which replace the two tilt braces

Standard Equipment

Standard and optional equipment may vary. Consult your Caterpillar dealer for specifics.

Electrical

Alternator, 70-amp brushless
Alarm, backup
Batteries, two maintenance free 12V (24V system)
Converter, 12V, 10 amp with 2 power outlets
Connector, diagnostic
Connectors, Deutsch
Horn, forward warning
Starting receptacle

Operator Environment

Armrest, adjustable
Canopy, ROPS/FOPS
Hour meter, electronic
Caterpillar Monitoring System with coolant temperature, power train oil, hydraulic oil and fuel gauge, tachometer, odometer, gear indicator and diagnostic functions
Mirror, rearview
Pedal, decelerator
Foot pads, dash
Seat, vinyl suspension
Seat belt, retractable 76 mm
Throttle, electronic

Power Train

Caterpillar C9 diesel electronic turbocharged and aftercooled engine with flexible fuel system
Advanced Modular Cooling System (AMOCS)
Coolant, extended life
Decelerator
Fan, blower
Final drives, three planetary gears
Fuel priming pump
Muffler with mitered stack
Air cleaner, precleaner with stratta tube dust ejector
Air cleaner service indicator, electric
Prescreener
Starting aid, air inlet heater
Shifting features, automatic
Torque divider
Transmission, powershift (3F/3R) with electronic clutch pressure control
Water separator

Undercarriage

Adjuster, hydraulic track
Guards, end track guiding
Idlers, lifetime lubricated
Rollers, lifetime lubricated track
Carrier rollers (XL, XW and LGP models)
Heavy Duty Track with moderate service shoes

Other Standard Equipment

Pilot operated hydraulic controls with control deactivation
Drains, ecology (engine oil, coolant, hydraulic oil, fuel tank, sediment, power train case)
Guards, hinged bottom
Towing device
Hydraulic, load sensing, two-valve system for bulldozer control
Radiator doors, louvered, hinged
S-O-S sampling ports
Differential Steering or Finger Tip Control with touch shift
Vandalism protection (eight caplocks)

Optional Equipment

Approximate changes in operating weights.

	kg		kg		kg
Bulldozers	(see pg.16 for weights)	Operator Environment:		Ripper:	
Electrical:		Air conditioner (ROPS)	277	Ripper, multi-shank	1634
Alternator, 75 AMP	13	Air conditioner (Hood)	50	Hydraulics, ripper	46
Alternator, 100 AMP	14	Armrest, electric adjustable	–	Tooth, curved	74
Converter, 12V, 20A	1	Cab	489	Tooth, 1 straight	–9
Lights (4)	13	Glass, Ultra-Strength 40	51	Teeth, 2 straight	56
Lights (6)	32	Handles, heavy duty	–	Teeth, 3 straight	121
Lights (8)	33	Seat, air suspension cloth	1.5	Starting Aids:	
Lights (10)	64	Seat, vinyl	–	Batteries – (HD)	42
Lights (6-Waste)	32	Precleaner with prescreener	–	Heater, engine coolant	1
Product Link	3	Omission, ROPS Canopy	–391	Winch:	
Guards:		Power Train:		Winch Arrangement	1156
crankcase (HD)	67	Drains, ecology	3	Installation Arrangement	14
crankcase (ES)	130	Fan, ejector	–	Rollers, 3 fairlead	304
fuel tank (not for use with RIP)	102	Fan, reversible	–9	Rollers, 4 fairlead	325
fuel tank (for use with RIP)	108	Grid, radiator core protection	27	Other Attachments:	
precleaner	11	Fast oil change system	9	Counterweight	345
radiator, bottom (HD)	13	Cooler, power train oil	–	Counterweight additional	222
rear (HD)	45	Undercarriage:		Drawbar, rigid – long (all)	116
radiator (hinged HD)	38	STD 510 mm (20 in) ES HD	177	Drawbar, rigid – short (STD and XL)	107
radiator (hinged HD) punched	19	STD 560 mm (22 in) ES HD	195	Enclosure, engine (HD)	70
Screen, rear	60	STD 610 mm (24 in) MS HD	106	Sound suppression (STD)	–
Screen, rear (ROPS A/C)	71	STD 610 mm (24 in) MS RBT	106	Sound suppression (XL, XW and LGP)	–
Striker bars, front	–	XL 510 mm (20 in) ES HD	186	Hook, front pull	7
Striker bars, rear	–	XL 560 mm (22 in) ES HD	204	Winch control	53
Sweeps	356	XL 610 mm (24 in) MS HD	112	Field Installed Attachments:	
Track Guiding Guards, Moderate Service:		XL 610 mm (24 in) MS RBT	112	Radio/cassette	1
STD	62	XW 660 mm (26 in) MS HD	–204	Tool kit	5
XL and XW	51	XW 710 mm (28 in) MS HD	–186		
LGP	51	XW 760 mm (30 in) ES HD	220		
Track Roller Guards; Full Length:		XW 760 mm (30 in) ES RBT	220		
STD	214	LGP 760 mm (30 in) MS/HD	–446		
XL and XW	243	LGP 760 mm (30 in) MS/RBT	–518		
LGP	216	LGP 915 mm (36 in) MS/RBT	–		
		LGP 1000 mm (39 in) self cleaning HD	20		
		Carrier rollers for Standard tractor	156		

■ Waste Handling Arrangements are available from the factory. Contact Custom Products for availability.

ES: Extreme service shoes
MS: Moderate service shoes
HD: Heavy-duty link track
RBT: Rotating bushing track

D6R Series II Track-Type Tractor

HEHT5437 (03/2002) hr

Materials and specifications are subject to change without notice.
Featured machines in photos may include additional equipment.
See your Caterpillar dealer for available options.

www.CAT.com
© 2002 Caterpillar

CATERPILLAR[®]