

D6N

Track-Type Tractor



Engine

Engine Model	Cat® C6.6 ACERT™	
Gross Power – SAE J1995	132 kW	177 hp
Engine Power – ISO 14396	129 kW	173 hp
Engine Power – ISO 14396 (DIN)		175.3 hp

Engine (continued)

Net Power – ISO 9249	112 kW	150 hp
Net Power – ISO 9249 (DIN)		152 hp

Weights

Operating Weight – XL	16 507 kg	36,392 lb
Operating Weight – LGP	18 096 kg	39,895 lb

D6N Features

Powerful Productivity

Standard electro-hydraulic controls help improve precision and response. Dedicated hydraulics, differential steering and machine control systems aid overall productivity. Features like the Eco Modes and Auto Engine Speed Control help reduce overall fuel use.

Operator Station

Ease of operation, cab comfort and layout help keep operators focused and more productive.

Engine and Emissions Technology

Cat engine and aftertreatment solutions meet U.S. EPA Tier 4 Interim, EU Stage IIIB and Japan 2011 (Tier 4 Interim) emission standards.

Integrated Technologies

Cat Connect makes smart use of technology and services like Cat AccuGrade™ and Product Link™/ VisionLink® to help you monitor, manage and enhance job site operations.

Serviceability and Customer Support

Ease of service, Cat dealer expertise and machine rebuild capability help to reduce overall owning and operating costs.



Contents

Operator Station.....3

Engine3

Emissions Technology.....4

Power Train.....5

Implement and Steering Controls6

Integrated Technologies.....7

Cooling System.....8

Sustainability8

Undercarriage9

Work Tools.....10

Rear Implements11

Value Packages.....12

Serviceability and Customer Support.....13

Specifications.....14

Standard Equipment.....18

Optional Equipment.....19

The D6N has earned a reputation for being the dozer you can count on for the most demanding tasks – from dozing to fine grading. It keeps you moving with the reliability, durability and comfort you expect from Cat machines. Today’s D6N is the best choice when you need a versatile, easily transportable machine to help you get the job done.

Operator Station

Designed for comfort, safety and high productivity



An isolation-mounted pressurized cab reduces dust, noise and vibration. Large glass panels provide excellent visibility. Intermittent wipers maximize visibility in poor weather conditions. Cab (ROPS) mounted air conditioning gives you more cooling capability, and removes the condenser from under the hood so it is easier to service.

Updated dash and instrumentation streamline the display in a format that is more common across the Cat tractor line and keep the operator aware of any important information in his own language. Brightness and contrasts can be adjusted.

Fully adjustable, the air suspended seat includes bolsters to restrain side-to-side movement and steep slope footpads ensure a comfortable position when working on slopes.


The cab is pre-wired for a radio and includes two speakers, an antenna and a radio mount. A 10-Amp, 12-volt power converter provides supplemental power for cellular phones or two way radios. The cab also features convenient storage compartments, a cup and coat holder.

Engine

Power and reliability


The D6N features a Cat C6.6 ACERT engine and a Cat Clean Emission Module to deliver the performance that customers demand.

The Cat C6.6 is an in-line configured engine. ACERT Technology is a combination of building blocks that includes electronics, fuel systems, air management systems and aftertreatment components. The system is optimized based on engine size, the type of application and the geographic location in which it will work. The technologies are applied systematically and strategically to meet high customer expectations for productivity, fuel efficiency, reliability and service life.



Emissions Technology

Reliable and transparent integrated solutions



Cat NOx Reduction System

The Cat NOx Reduction System captures and cools a small quantity of exhaust gas, then routes it into the combustion chamber where it drives down combustion temperatures and reduces NOx emissions.

Aftertreatment Technologies

Cat aftertreatment components have been designed to match application needs. System components include a Diesel Oxidation Catalyst (DOC), which uses a chemical process to convert regulated emissions in the exhaust system, and a Diesel Particulate Filter (DPF) that traps and removes soot until burnt off through regeneration. The DOC and DPF are contained in the Clean Emissions Module (CEM) that protects the components and simplifies maintenance. The CEM will control if regeneration needs to occur and soot level is monitored through the display. The aftertreatment is designed to remove particulate matter from the exhaust without the need for operator intervention or work cycle interruption.

Cat Low Temperature Regeneration System

The low temperature Passive Regeneration system works transparently, without any interaction needed from the operator. Under most conditions, engine exhaust temperature will oxidize soot through passive regeneration. In certain operating conditions, when exhaust temperatures might not be high enough, a back pressure valve automatically increases engine load, therefore restoring necessary exhaust temperature. This ensures transparent regeneration even at low temperatures or low load factor.

Engine Idle Shutdown Timer

This option (when activated by the operator) shuts down the engine after the machine has been idling for a pre-set period of time.

Automatic Engine Speed Control (AESC)

It reduces engine speed when the machine is not under load for more than five seconds, which can help reduce fuel consumption significantly depending on the application.



Power Train

Efficient, smooth and responsive power

The power shift transmission and differential steering work in tandem with the engine to deliver the power, productive performance and reliability expected from Cat track-type tractors.

High Efficiency Torque Divider

The torque divider acts as a hydrodynamic component between the engine and transmission to provide high multiplication of torque and attain the best combination of operating efficiency and driveline reliability.

Differential Steering System

Differential steering maintains full power to both tracks to provide best-in-class turning with a loaded blade. When one track speeds up, the other slows down an equal amount. Maneuverability is improved, as well as cycle times in some applications.

Multi Velocity Program (MVP)

Maximize your production and fuel efficiency with this exclusive feature, which let you choose from different engine speed ranges to best match your applications and ground conditions.

ECO Modes

Standard Eco Modes (when activated) automatically reduce engine speed and are suited for light to medium loaded applications. Operators can select either the “reverse only” or the “forward and reverse” mode. Eco Modes can help save up to 25% of fuel depending on the application.

Implement and Steering Controls

Ergonomically designed for ease of operation



All controls are electro-hydraulic, which means precision and maneuverability. They are ergonomically designed for easy intuitive, comfortable and low effort operation. Blade response can be adjusted through the operator profile in the display.

Steering and Transmission Controls: All in One Hand

Differential steering controls give the maneuverability and precision needed in close areas or around structures. The single handle controls the direction (FNR switch) and degree of turns, forward-reverse shifting and gear selection.

The thumb roller shifts the electronically controlled transmission and its Ground Speed Adjustment function enables precise speed control. The Speed Recall function allows you to easily save and recall the speed (forward) you want to operate with.



Dozer and Rear Attachment Control Levers

- **Dozer Control Joystick.** The lever allows six-way control of the VPAT blade and the thumb rocker adjusts the blade angle. Standard electro-hydraulic control means simplified installation of the AccuGrade system.
- **Integrated Ripper/Winch Lever.** Rear attachments are controlled by the same lever and controls can be pre-configured for a ripper, a winch or both of them.

Throttle Rocker Switch

Press the Throttle Rocker switch, it will adjust the engine speed to high or low idle. Press and hold until desired engine speed is attained and then release, the machine will maintain this new chosen speed.

Implement/Work Tool Lock-Out Switch

Lock-out feature prevents inadvertent operation of hydraulic work tool attachments.

Auto-Shift/Auto-Kickdown Switch

The Auto-Shift function allows a pre-selection of four forward and reverse speed settings that will occur automatically for easy, efficient directional changes. Auto-kickdown allows the transmission to automatically downshift when significant load increases are detected, maximizing your productivity.





Integrated Technologies

Monitor, manage, and enhance job site operations

Cat AccuGrade

The dealer-installed AccuGrade system automates blade movements and accurately guides the operator to grade, reducing manual operator inputs as much as 80 percent. Experienced operators can maintain peak efficiency levels throughout the work day, and less experienced operators can be more productive faster. AccuGrade reduces grade checking and staking, labor and material costs, and improves job site safety. Caterpillar offers a choice of Laser for 2D flat planes and slopes, Global Navigation Satellite System (GNSS) for complex 3D cuts/contours, and/or Universal Total Station (UTS) for fine and finish grades.

AccuGrade Ready Option

The factory AccuGrade Ready Option provides optimal mounting locations, brackets, and hardware to make the AccuGrade installation quick and easy. Deep integration optimizes machine and system performance and productivity.

Rough Grade

The D6N with AccuGrade now includes the Rough Grade function; it allows the operator to manually control tilt as long as the center of the blade is above design, while the AccuGrade system controls the blade height. When the blade center reaches the grade, an auto-lift control prevents the blade from going further down. This can increase your performance when operating manually.

Product Link/VisionLink

Product Link is deeply integrated into your machine, helping to take the guesswork out of equipment management. Easy access to timely information like machine location, hours, fuel usage, idle time and event codes via the online VisionLink user interface can help you effectively manage your fleet and lower operating costs.

Cooling System

Durable and efficient



The radiator, air-to-air aftercooler and hydraulic oil cooler are packaged in a single plane, making cleanout easier. Durable, aluminum bar plate construction gives you superior heat transfer and corrosion resistance. 8.9 fins per inch (6.5 fpi on Waste Handlers) on the standard core allow debris to pass through and help reduce plugging.

In cooler conditions, an engine mounted demand fan reduces speed to conserve power, save fuel and decrease sound levels. An optional manually reversing fan is available for high debris conditions, and an optional sand blast grid can help protect the radiator from abrasive materials and debris.

Sustainability

Thinking generations ahead

The Cat D6N is designed to benefit your business and reduce emissions.

- Fuel efficient engine, and features like Eco Modes, Auto Engine Speed Control and the viscous clutch demand fan, help fuel consumption.
- Technologies like AccuGrade and Product Link help improve overall efficiency, save fuel and fluids, as well as wear and tear on equipment.
- The D6N can be run on Biodiesel (20% maximum, mixed with Ultra Low Sulfur Diesel Fuel) without reducing the life of the system. Biodegradable hydraulic oil is also available.
- Ecology drains help make draining fluids more convenient and help prevent spills.
- Major components are built to be rebuilt, eliminating waste and saving customers money by giving the machine and/or major components a second – and even third – life.





Undercarriage

Robust performance

The D6N features the elevated sprocket design that isolates final drives, axles, and steering components from harsh impacts. The modular design aids to reduce maintenance costs. A variety of undercarriage configurations and track shoe designs help optimize performance.

SystemOne™ Undercarriage

SystemOne can help reduce owning and operating costs in many applications. Lifetime sealed and lubricated cartridges eliminate bushing turns and sprockets require no replacement during the life of the chain. All SystemOne undercarriage components are designed to work and wear as a system for longer track life.

Heavy Duty Undercarriage

Heavy duty undercarriage is well-suited to aggressive applications like land clearing, side-slopes, or working in rocky or uneven terrain. Components are designed for extended wear life in abrasive conditions and high impact applications.

XL, LGP and XL Fine Grading Versions

The XL version performs well in applications with firm to soft underfoot conditions. The LGP undercarriage is designed for soft and swampy conditions. The XL Fine Grading version combines the LGP roller frame length with XL shoes for finish grading applications. All machines now have a stiffer equalizer bar, which enhances finish grading capabilities.

Work Tools

Equipped for the job



Load Sensing Hydraulics

Field-proven, load-sensing hydraulics respond to operating requirements by automatically and continually adjusting hydraulic power to maximize work tool efficiency.

Bulldozer and Blade Design

The D6N features a new large spherical linkage bearing for an easier blade removal. Linkage bearings are designed for the life of the machine.

VPAT blades now come AccuGrade Ready from factory with mounted brackets for AccuGrade receivers. AccuGrade angle sensors are better protected in the new centered position. Strong design allows Cat blades to stand up to the most severe applications.

Variable Pitch Angle Tilt (VPAT) Blade

This blade allows the operator to adjust the blade lift, angle and tilt simultaneously, using the same control. The blade pitch can also be adjusted, which can help increase productivity. Changing the blade pitch angle is now easier with the new pitch system.

The versatility of the VPAT blade gives the D6N the ability to take on a variety of applications and material conditions, such as finish grading, spreading material or backfilling. Full track coverage can be achieved in one pass.

VPAT Foldable Blade

Designed to facilitate transportation without blade removal, foldable blades reduce the overall shipping width. The blade can be easily folded without the need for tools, and its design has been improved to make the folding process easier and quicker, with only one pin left to remove.

Semi-Universal (SU) Blades (for XL versions only)

This blade is built for tough applications where penetration and capacity are important. L-shaped push arms bring the blade closer to the machine, providing excellent maneuverability, balance and stability. When end bits are removed, the blade width reduces to 3 m (9.8 ft) to allow easier transportation.



Rear Implements

Increased versatility

Multi-Shank Ripper

Parallelogram linkage design allows for better penetration and maneuverability in tight working areas.

Winch

For improved winch availability and configuration flexibility, dealers may order the D6N with a factory installed winch preparation package to allow the winch to be easily installed in the field. A single lever control actuates both clutch and brake functions to help improve operator efficiency. See your Cat dealer for available winch options.

A dual control package is also available for machines that can be fitted either with a ripper or a winch.

Drawbar

The D6N can be equipped with a drawbar for retrieving other equipment or pulling work tools such as discs, compactors, or chopper wheels.



Value Packages

Get more for less

Feature Packages

Ripper or Winch Ready Packages – Includes hydraulics, wiring and controls that are necessary to install a ripper or a winch to increase flexibility and reduce downtime.

Dual Control Ready Package – Offers versatility for customers who want to use a ripper and a winch on the same machine. Includes a common lever for both attachments and the necessary hydraulics to make installation easier.

Maintenance Package – Includes fast fuel and high speed oil change capability.

Application Packages

Various Heavy Duty Guard Packages – Several guard packages are available. Contact your Cat dealer for more information on these packages.

Forestry Package – This package includes several heavy duty guards for land clearing and forestry applications. Extensive Guarding helps protect critical machine components. A debris resistant cooling system helps reduce plugging and extend service life.

Waste Handling Package – Recommended for Landfill applications, it includes several Heavy Duty guards, protections and special final drive/idler seal guards. They help keep damaging wires or debris out of the final drive and idler seals.

Improved Cold Weather Package – The standard machine includes glow plugs allowing a properly maintained engine to start at -18°C (0°F) with standard oil. The cold weather package includes ether starting aid, heavy duty batteries and 120V/240V jacket water heater that can bear temperatures below 18°C (0°F) with cold fluids at sea level. An optional electrical heated and insulated breather canister with a special coolant can bear -50°C (58°F).

Contact custom products for waste handling, forestry and other specific application requirements.

Serviceability and Customer Support

When uptime counts

Accessible, Quick and Easy Maintenance

Hinged engine doors provide easy access to grouped maintenance points. The engine air filter can be easily removed for inspection. A standard electric priming pump reduces time and effort to prime the system. Service doors on the rear provide easy access to grouped pressure taps for quick testing of the hydraulic system. A grease gun holder is located on the rear compartment. Modular component design allows easy access without removing other components, saving you service time.

Secured Maintenance

Steps and handles make climbing on and off the tractor easy and safe. Anti-slip surfaces are located on every needed surface for more safety while moving on the machine.

An Operator Presence Detection system allows the machine to idle when the operator is not in the seat. The system locks out the power train so any unintentional movements while climbing in and out will not physically move the machine.

Maintenance Monitoring

Diagnostic connectors allow Cat dealers to quickly troubleshoot the machine. The flexible monitoring system offers more diagnostic capabilities like the engine oil low level.

Renowned Cat Dealer Support

From helping you choose the right machine to knowledgeable ongoing support, Cat dealers provide the best in sales and service. Manage costs with preventive maintenance programs like Scheduled Oil Sampling (S·O·SSM) analysis, and guaranteed maintenance contracts. Stay productive with best-in-class parts availability. Cat dealers can even help you with operator training to help boost your profits. And when it's time for component rebuilds, your Cat dealer can help you save even more with Genuine Cat Remanufactured parts. Receive the same warranty and reliability as new products at cost savings of 40 to 70 percent for power train and hydraulic components.



Courtesy of MachineMarket

D6N Track-Type Tractor Specifications

Engine

Engine Model	Cat C6.6 ACERT	
Emissions	U.S. Tier 4 Interim, EU Stage IIIB, Japan 2011 (Tier 4 Interim)	
Gross Power – SAE J1995	132 kW	177 hp
Engine Power – ISO 14396	129 kW	173 hp
Engine Power – ISO 14396 (DIN)		175.3 hp
Net Power – ISO 9249	112 kW	150 hp
Net Power – ISO 9249 (DIN)		152 hp
Net Power – SAE J1349	110.4 kW	148 hp
Net Power – EU 80/1269/EEC	112 kW	150 hp
Engine Speed 1,850 rpm – Net Power	116.8 kW	156.6 hp
Bore	105 mm	4.13 in
Stroke	127 mm	4.99 in
Displacement	6.6 L	402.75 in ³

- Engine Ratings at 2,200 rpm.
- Net power advertised is the power available at the engine flywheel when the engine is equipped with the air cleaner, muffler, alternator, A/C compressor at full load, cooling fan at max speed.
- No derating required up to 3000 m (9,840 ft) altitude, beyond 3000 m (9,840 ft) automatic derating occurs.

Transmission

1.5 Forward	3.1 km/h	1.93 mph
2.0 Forward	4.6 km/h	2.86 mph
2.5 Forward	5.7 km/h	3.54 mph
3.0 Forward	7.5 km/h	4.66 mph
3.5 Forward	10 km/h	6.21 mph
1.5 Reverse	3.1 km/h	1.93 mph
2.0 Reverse	5.1 km/h	3.17 mph
2.5 Reverse*	6.4 km/h	4 mph
3.0 Reverse*	8.5 km/h	5.28 mph
3.5 Reverse*	11.6 km/h	7.21 mph
1.5 Forward – Drawbar Pull	320 kN	71,939 lb
2.5 Forward* – Drawbar Pull	175 kN	39,341.6 lb
3.5 Forward* – Drawbar Pull	97 kN	21,806.5 lb

* Eco Modes disabled. With Eco Modes enabled, speed settings will change.

Service Refill Capacities

Fuel Tank	299 L	79 gal
Cooling System	40 L	10.56 gal
Final Drives (each)	8.5 L	2.25 gal
Hydraulic Tank	29.5 L	7.79 gal

Weights

Operating Weight – XL	16 507 kg	36,392 lb
Operating Weight – LGP	18 096 kg	39,895 lb
Shipping Weight – XL	16 149 kg	35,602 lb
Shipping Weight – LGP	17 594 kg	38,788 lb
XL VPAT Blade	1062 kg	2,341 lb
LGP VPAT Blade	1234 kg	2,720 lb
XL VPAT Foldable	1253 kg	2,762 lb
LGP VPAT Foldable	1491 kg	3,287 lb
XL SU Blade	2600 kg	5,732 lb
XL VPAT Landfill	1321 kg	2,912 lb
LGP VPAT Landfill	1436 kg	3,166 lb
Multi-shank Ripper (with 3 shanks)	1562 kg	3,444 lb

Winch PA55 See value and note, next page

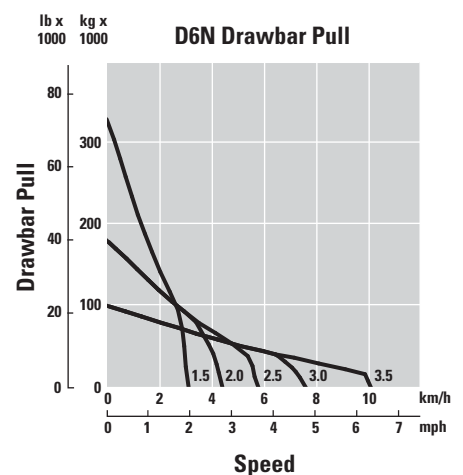
- Operating Weight: Includes EROPS, A/C, lights VPAT dozer, transmission, drawbar, engine enclosure, 3-valve hydraulics, 100% fuel, and Cat Comfort Series Air Suspension Seat and operator.
- Shipping Weight: Includes EROPS, A/C, lights VPAT dozer, transmission, drawbar, engine enclosure, 3-valve hydraulics, 5% fuel, and Cat Comfort Series Air Suspension Seat.

Undercarriage

Width of Shoe – XL	610 mm	24.01 in
Width of Shoe – LGP	840 mm	33.07 in
Shoes/Side – XL	40	
Shoes/Side – LGP	46	
Grouser Height – XL	66 mm	2.6 in
Grouser Height – LGP	57 mm	2.2 in
Track Gauge – XL	1890 mm	74.4 in
Track Gauge – LGP	2160 mm	85.03 in
Track on Ground – XL	2611 mm	102.8 in
Track on Ground – LGP	3113 mm	122.56 in
Ground Contact Area – XL	3.18 m ²	4,929 in ²
Ground Contact Area – LGP	5.23 m ²	8,107 in ²
Ground Pressure* – XL	45.2 kPa	6.55 psi
Ground Pressure* – LGP	30.4 kPa	4.41 psi
Track Rollers/Side – XL	7	
Track Rollers/Side – LGP	8	

* ISO 16754

Drawbar Pull



The direct injection electronic fuel system provides a controlled fuel delivery increase as the engine lugs back from rated speed. This results in increased horsepower. A combination of increased torque rise and maximum horsepower improves response, provides greater drawbar pull and faster dozing cycles.

D6N Track-Type Tractor Specifications

Blades

Blade Type	VPAT, SU	
XL VPAT– Blade Capacity	3.31 m ³	4.33 yd ³
LGP VPAT– Blade Capacity	3.87 m ³	5.06 yd ³
LGP VPAT Foldable Blade Capacity	3.87 m ³	5.06 yd ³
XL SU – Blade Capacity	4.28 m ³	5.6 yd ³
XL VPAT – Blade Width	3272 mm	10 ft 9 in
LGP VPAT – Blade Width	4080 mm	13 ft 5 in
LGP VPAT Foldable Blade Width	4080 mm	13 ft 5 in
XL SU – Blade Width	3154 mm	10 ft 4 in
XL SU – Narrow*	3000 mm	9 ft 10 in

* For Europe only; Width is with end bits removed; Blade width with end bits is 3126 mm (10 ft).

Ripper

Type	Fixed Parallelogram	
Pocket Spacing	1000 mm	3 ft 3.4 in
Shank Gauge	2 m	6 ft 7 in
Shank Section	73 mm × 176 mm 2.9 in × 6.9 in	
Number of Pockets	3	
Overall Beam Width	2202 mm	86.7 in
Beam Cross Section	216 mm × 254 mm 8.5 in × 10.0 in	
Maximum Clearance, Raised (Shank Tip)	622 mm	24.5 in
Maximum Penetration Force – XL	51.6 kN	11,600 lbf
Maximum Pry-out Force – XL	211.2 kN	47,480 lbf
Maximum Penetration Force – LGP	43 kN	9,667 lbf
Maximum Pry-out Force – LGP	170 kN	38,217 lbf
Number of Pockets in Ripper Beam	3	
Maximum Penetration – XL	514 mm	20.2 in
Maximum Penetration – LGP	398 mm	15.6 in
Each Additional Shank	78 kg	172 lb
Weight: with 3 Shanks	1562 kg	3,444 lb

Winch

Winch Model	PA55	
Weight*	1276.5 kg	2,814 lb
Oil Capacity	74 L	19.55 gal
Winch and Bracket Length	1145 mm	45.1 in
Winch Case Width	975 mm	38.4 in
Drum Diameter	254 mm	10 in
Drum Width	315 mm	12.4 in
Flange Diameter	504 mm	19.8 in
Drum Capacity – 22 mm (0.88 in)	88 m	288 ft 9 in
Winch Drive	Mechanical	
Control	Electric	
Overall Width	975 mm	38.4 in
Rope Diameter (recommended)	19 mm	0.75 in
Cable Ferrule Size (O.D. × Length)	54 mm × 67 mm	2.13 in × 2.63 in
Maximum Bare Drum		
Line Pull	31 388.5 kg	69,200 lb
Line Speed	44.8 m/min	147 ft/min
Maximum Full Drum		
Line Pull	23 539 kg	54,100 lb
Line Speed	78.3 m/min	257 ft/min

• Slow and standard speed winches are available.

* Weight: Includes pump, operator controls, oil, mounting brackets and spacers.

Standards

ROPS/FOPS	ROPS (Rollover Protective Structure) offered by Caterpillar for the machine meets ROPS criteria SAE J1040-1994, ISO 3471:2008 and DLV criteria SAE J397B-2009, ISO 3164:1995. FOPS (Falling Object Protective Structure) meets ISO 3449-2005 Level II and DLV criteria SAE J397B-2009, ISO 3164:1995.
Brakes	Brakes meet the standard ISO 10265:2008

D6N Track-Type Tractor Specifications

Sound Information and Vibration Information – Cab

Sound Level Information

- The declared operator Equivalent Sound Pressure Level (Leq) is 83 dB(A) when “ANSI/SAE J1166 FEB2008” is used to measure the value for an enclosed cab. The measurement was conducted at 100% of the maximum engine cooling fan speed. This is a work cycle sound exposure level. The cab was properly installed and maintained. The test was conducted with the cab doors and the cab windows closed.
- Hearing protection may be needed when the machine is operated with an open operator station for extended periods or in a noisy environment. Hearing protection may be needed when the machine is operated with a cab that is not properly maintained, or when the doors and windows are open for extended periods or in a noisy environment.
- The declared average exterior sound pressure level is 83 dB(A) when the “SAE J88 FEB2006 – Constant Speed Moving Test” procedure is used to measure the value for the standard machine. The measurement was conducted under the following conditions: distance of 15 m (49.2 ft) and “the machine moving forward in an intermediate gear ratio.”

Sound Level Information for Machines in European Union Countries and in Countries that Adopt the “EU Directives”

The information below applies to only the machine configurations that have the “CE” mark on the Product Identification Plate.

- The declared dynamic operator sound pressure level is 78 dB(A) when “ISO 6396:2008” is used to measure the value for an enclosed cab. The measurement was conducted at 100% of the maximum engine cooling fan speed. The sound level may vary at different engine cooling fan speeds. The cab was properly installed and maintained. The measurement was conducted with the cab doors and the cab windows closed.
- If equipped, the certification label – 110 dB(A) – is used to verify the environmental sound certification of the machine to the requirements of the European Union. The value that is listed on the label indicates the guaranteed exterior sound power level (Lwa) at the time of manufacture for the conditions that are specified in “2000/14/EC.” Your machine may have a different value.

Sustainability – Sound and Vibration Levels

Sound Levels

Average Exterior Sound Pressure Level	83 dB(A) SAE J88:2006
Maximum Sound Power Level	110 dB(A) 2000/14/EC
Dynamic Operator Sound Pressure Level (LpA)	78 dB(A) ISO 6396:2008

Vibration Levels

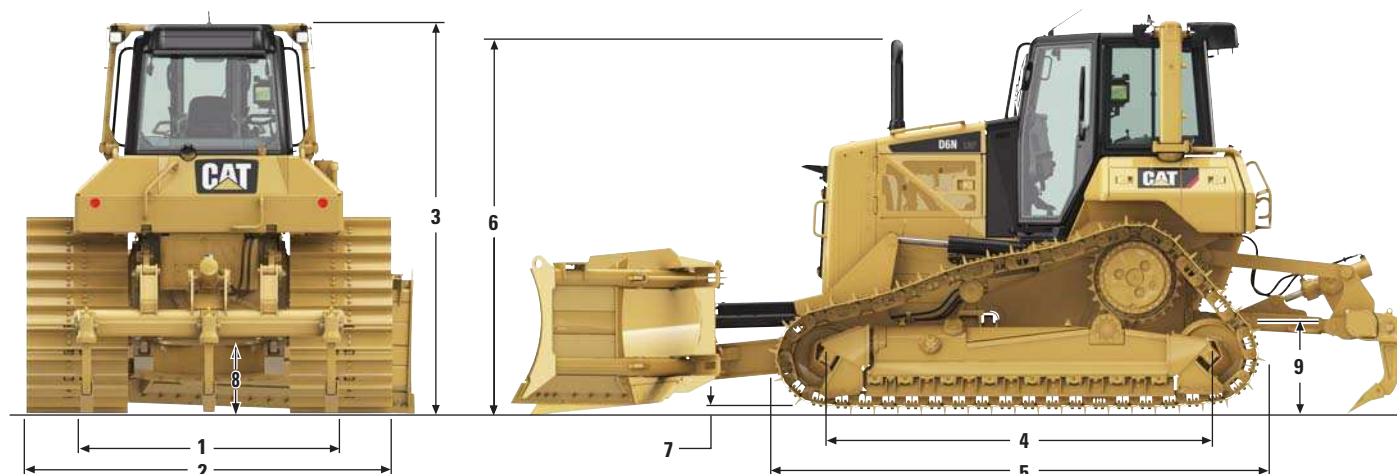
Maximum Hand/Arm*	2.5 m/s ² ISO 5349:2001
Maximum Whole Body*	0.5 m/s ² ISO/TR25398:2006
Seat Transmissibility Factor	<0.7 ISO 7096:2000 – spectral class EM6

* Values are for an experienced operator in a dozing application, consult the Operating and Maintenance Manual for further details.

D6N Track-Type Tractor Specifications

Dimensions

(approximate)



Tractor Dimensions

	XL		LGP		XL Fine Grading	
1 Track gauge	1890 mm	74.4 in	2160 mm	85.0 in	1890 mm	74.4 in
2 Width of tractor						
With the following attachments:						
Standard shoes without blade	2500 mm	98.4 in	3000 mm	118.0 in	2500 mm	98.4 in
Standard shoes with VPAT blade fully angled	2965 mm	116.7 in	3699 mm	145.6 in	2965 mm	116.7 in
Standard shoes with VPAT blade angled and folded (foldable blade only)	2545 mm	100.0 in	3000 mm	118.0 in	2545 mm	100.0 in
3 Machine height – ROPS cab:						
From tip of grouser	3088 mm	121.6 in	3202 mm	126.0 in	3202 mm	126.0 in
From ground face of shoe	3031 mm	119.3 in	3145 mm	123.8 in	3145 mm	123.8 in
4 Length of track on ground	2643 mm	104.0 in	3116 mm	122.6 in	3206 mm	126.0 in
5 Length of basic tractor (with drawbar)	3735 mm	147.0 in	4146 mm	163.2 in	4146 mm	163.2 in
With the following attachments, add to basic tractor length:						
Ripper (with tip at ground line)	1023 mm	40.3 in	1023 mm	40.3 in	1023 mm	40.3 in
PA55 winch	411 mm	16.2 in	411 mm	16.2 in	411 mm	16.2 in
VPAT blades, straight	1300 mm	51.2 in	1255 mm	49.4 in	1255 mm	49.4 in
VPAT blade, angled 25°	1930 mm	76.0 in	2097 mm	82.6 in	1897 mm	74.7 in
VPAT blade, foldable, angled 31°	—	—	2260 mm	89.0 in	—	—
SU blade	1430 mm	56.3 in	—	—	—	—
6 Height over stack from tip of grouser	2979 mm	117.3 in	3083 mm	121.4 in	3083 mm	121.4 in
7 Height of grouser	66 mm	2.6 in	57 mm	2.2 in	57 mm	2.2 in
8 Ground clearance from ground face of shoe (per SAE J1234)	394 mm	15.5 in	507 mm	20.0 in	507 mm	20.0 in
9 Drawbar height (grouser tip to center of clevis)						
From ground face of shoe	595 mm	22.2 in	710 mm	28.0 in	710 mm	28.0 in

Standard Equipment

Standard equipment may vary. Consult your Cat dealer for details.

ELECTRICAL

- Horn
- Hour meter
- Back-up alarm
- 12V converter, 10A
- Diagnostic connector
- 950 CCA class 31 batteries
- Integrated lights four (4) front and two (2) rear
- 105 Amp HD brushless alternator (24 Volt)
- 24 Volt heavy duty electric starter

OPERATOR ENVIRONMENT

- ROPS/FOPS cab
- Integrated A/C with automatic temperature control
- Seat, air suspension, cloth for cab
- 76 mm (3 in) retractable seat belt
- Adjustable armrests
- Foot rests for slope work
- Gen III five gauge instrument cluster with:
 - Engine coolant temperature
 - Transmission oil temperature
 - Hydraulic oil temperature
 - Fuel level
 - Engine RPM display/gear display
 - Operator profile
 - Electronically programmable gear selector
 - Electronic engine air cleaner service indicator
 - Electronic water-in-fuel sensor service indicator
- Electro-hydraulic implement control
- Electro-hydraulic tiller bar differential steering control
- Product Link ready
- One (1) 12 volt power points
- 12V radio ready (plug and play)
- Storage compartment
- Cup holder (LH)
- Coat hook
- Rearview mirror

POWER TRAIN

- C6.6 Cat ACERT diesel engine with aftertreatment, EPA/ARB Tier 4 Interim, EU Stage IIIB/Japan 2011 (Tier 4 Interim) emission standards, common rail fuel system, ADEM A5 Electronic Control Module, and an air-to-air aftercooling; single poly-vee belt with auto belt tensioner
- Glowplug starting aid
- 3000 m altitude (9,840 ft) operation capability before derating
- Engine driven viscous clutch fan
- Aluminum bar plate cooling system (radiator, power train, aftercooler)
- Steel tube-fin differential steer oil cooler
- Air cleaner with integrated precleaner, automatic dust ejector and under hood air intake
- Electric fuel lift pump with automatic priming function
- Two (2) fuel filters
- Engine decelerating function (toggle switch and pedal engine speed control)
- Three (3) speed planetary, power-shift transmission with torque converter
- System MVP: multiple speed functionality providing 5 discrete ground speed selections and electronic control enhancements for the transmission/engine system
- Controlled throttle shifting with automatic load compensation
- Automatic down-shift and kick-down transmission control
- Selectable auto-shift (1F-2R, 2F-2R, selectable)
- Steering system: differential steering with electro-hydraulic control tiller bar

UNDERCARRIAGE

- SystemOne undercarriage for XL and LGP undercarriages
- Relieved tread idler
- Lifetime lubricated track rollers (7 XL and 8 LGP) and idler
- Carrier roller
- Replaceable sprocket rim segments
- Tracks 40 section – 610 mm (24 in) Extreme Service (ES) for XL
- Tracks 46 section – 840 mm (33 in) Moderate Service (MS) for LGP
- Hydraulic track adjusters
- Replaceable sprocket rim segments

HYDRAULICS

- Three (3) valve-hydraulics for VPAT dozer
- Load sensing hydraulics

FLUIDS

- Antifreeze coolant (–37° C/–34.6° F)
- Extended life coolant
- Cat HYDO™ Advanced 10 Hydraulic Fluid

OTHER STANDARD EQUIPMENT

- C Frame, cylinders (VPAT) and lines
- Bulldozer VPAT XL or LGP Standard Package
- Extended service intervals (500 hours engine, 1,000 hours power train)
- Crankcase guard
- Ecology drains (engine oil, engine coolant, power train case, hydraulic)
- Scheduled Oil Sampling ports (engine, power train, hydraulics)
- Centralized remote mounted pressure taps for easy access and diagnostics
- Implement oil filter
- Front pull device
- Hinged radiator louvered grill
- Lockable engine enclosures
- Rigid drawbar
- Guard rear standard

Optional Equipment

Optional equipment may vary. Consult your Cat dealer for details.

FEATURE PACKAGES

- Application Packages
 - Forestry Protection, XL Package
 - Forestry Protection Package LGP
 - Waste Handling Package XL for SystemOne and Heavy Duty U/C
 - Waste Handling Package LGP for SystemOne and Heavy Duty U/C
- Rear Control Packages
 - Ripper Ready Package
 - Winch Ready Package
 - Dual Control Package, VPAT
 - Dual Control Package, SU
 - No Rear Attachment, VPAT
- Protection Packages
 - Cab, Protection Package
 - Handle, No Sweeps

POWER TRAIN

- Precleaner, Turbine with Screen
- Direct Drive Fan, Manual Reversible
- Grid, Sandblast

COOLING

- Radiator, Trash Resistant

UNDERCARRIAGE

- **XL Undercarriage**
 - Undercarriage, SystemOne, XL
 - Undercarriage, Heavy Duty, XL
 - U/C HD High Double Flange, XL
 - U/C Waste SystemOne, XL
 - U/C Waste Heavy Duty, XL
 - U/C Fine Grading SystemOne, XL
 - U/C Fine Grading Heavy Duty, XL
- **LGP Undercarriage**
 - Undercarriage, SystemOne, LGP
 - Undercarriage, Heavy Duty, LGP
 - U/C HD High Double Flange, LGP
 - U/C Waste SystemOne, LGP
 - U/C Waste Heavy Duty, LGP
- **Track Pairs, XL, SystemOne**
 - Track, 560 mm (22 in), ES, XL
 - Track, 610 mm (24 in), ES, XL
 - Track, 610 mm (24 in), ES, Center Hole, XL
 - Track, 610 mm (24 in), MS, Fine Grading Undercarriage
- **Track Pairs, XL, HD**
 - Track, 600 mm (23.6 in), ES, XL, HD
 - Track, 600 mm (23.6 in), ES Center Hole, XL, HD
 - Track, 600 mm (23.6 in), MS, XL, HD, Fine Grading Undercarriage

- **Track Pairs, LGP, SystemOne**
 - Track, 840 mm (33 in), ES, LGP
 - Track, 840 mm (33 in), MS, LGP
 - Track, 860 mm (33.8 in), ES, LGP (ADSDN only)
- **Track Pairs, LGP, HD**
 - Track, 840 mm (33 in), ES, LGP, HD
 - Track, 840 mm (33 in), ES, Center Hole, LGP, HD
 - Track, 860 mm (33.8 in), ES, LGP, HD
 - Track, 865 mm (34 in), Self Clean

TRACK GUIDING GUARDS ARRANGEMENTS

- **Track Guiding Guards, XL, SystemOne**
 - Guard Guiding, Center
 - Guard Guiding, Front and Rear
 - Guard Guiding, Full
- **Track Guiding Guards, XL, HD**
 - Guard Guiding Center, HD
 - Guard Guiding, Front and Rear
 - Guard Guiding, Full
- **Track Guiding Guards, LGP, SystemOne**
 - Guard Guiding, Center
 - Guard Guiding, Front and Rear
 - Guard Guiding, Full
- **Track Guiding Guards, LGP, HD**
 - Guard Guiding Center, HD
 - Guard Guiding, Front and Rear

HYDRAULICS

- Oil, Bio Hydr., Factory Filled

STARTERS, BATTERIES AND ALTERNATORS

- Weather Packages and Batteries
- Cold Weather, 120V, Package
- Cold Weather, 240V, Package
- Battery, Heavy Duty
- Electrical Insulated Breather

FLUIDS

- Antifreeze, –50° C (–58° F)

OPERATOR ENVIRONMENT

- Seat, Heated
- Seat, Heated and Ventilated

TECHNOLOGY PRODUCTS

- Product Link Communications
 - Cat Product Link 321 – Satellite
 - Cat Product Link 522 – Cellular
 - No Product Link (For countries where the Product Link is not certified for use)
- AccuGrade Control
 - ARO Installation, VPAT
 - AccuGrade ARO, SU
 - No AccuGrade Installation SU (For SU machines not AccuGrade Ready)
- Machine Security Systems
 - Security System, Machine

FUEL SYSTEMS

- Tank, Fuel
 - Maintenance Package/ Shaw Fast Fill System

GUARDS

- Protection Packages
 - Guard, VPAT, Heavy Duty, Package
 - Guard Package Standard, SU
 - Guard Package Heavy Duty, SU
- Rear Hydraulic Protections
 - Guard, Rear, Heavy Duty
 - Guard, Rear, Winch Ready and Drawbar
 - Guard, Vandalism, Rear
 - Guard, Vandalism, Rear (HD)
- Protection
 - Screen, Protective, Cab

OTHER ATTACHMENTS

- Rear Hydraulics
 - PTO Filter, Winch – Low
 - PTO Filter, No Winch

BLADES

- Bulldozer Package
 - Bulldozer, SU XL, Package – Complete with Blade Included
 - Bulldozer, VPAT XL, HD, Package
 - Bulldozer, VPAT LGP, HD, Package
- Blades
 - Blade XL, ARO, VPAT
 - Blade LGP, ARO, VPAT
 - Blade XL, ARO Foldable, VPAT
 - Blade LGP, ARO Foldable, VPAT
 - Blade XL, Landfill
 - Blade LGP, Landfill

GROUND ENGAGING TOOLS

- Ripper
 - Ripper, Teeth Straight, Package
 - Ripper, Teeth Curved, Package
- Winch
 - PA56 Winch Package, Standard Speed
 - PA56 Winch Package, Slow Speed
 - Rear Box with Striker Bar

ELECTRICAL

- Beacon, Rotating

FIELD INSTALLED ATTACHMENTS –

To Order From Parts Distribution

- Radio, AM/FM CD Player
- Retrofit Kit Cloth Heated
- Fairlead, Lane 3 Only – Not Installed
 - Fairlead, 3 Rollers
 - Fairlead, 4 Rollers

For more complete information on Cat products, dealer services, and industry solutions, visit us on the web at www.cat.com

© 2014 Caterpillar
All rights reserved

Materials and specifications are subject to change without notice. Featured machines in photos may include additional equipment. See your Cat dealer for available options.

CAT, CATERPILLAR, SAFETY.CAT.COM, their respective logos, "Caterpillar Yellow" and the "Power Edge" trade dress, as well as corporate and product identity used herein, are trademarks of Caterpillar and may not be used without permission.

VisionLink is a trademark of Trimble Navigation Limited, registered in the United States and in other countries.

AEHQ6684-02 (08-2014)
Replaces AEHQ6684-01



Courtesy of Machine.Market