



Doosan Infracore
Forklifts

PRO5 SERIES



G50S / G60S / G70S-5
11,000lb(5,000kg) 13,500lb(6,000kg)
15,500lb(7,000kg)
LP Gas ; Pneumatic Tire



D50S / D60S / D70S-5 & D80S / D90S-5
11,000lb(5,000kg) 13,500lb(6,000kg) 15,500lb(7,000kg)
17,500lb(8,000kg) 20,000lb(9,000kg)
Diesel ; Pneumatic Tire

Full Product Line

Doosan offers a full line of lift trucks from 3,000lb(1,500kg) to 36,000lb(16,000kg) pounds to fill all your material handling needs. Contact your dealer for specific information on our various models and configurations.

Complete Distribution Network

Doosan lift trucks are sold and serviced by 95 dealers at over 200 locations in the U.S and Canada. Call us at 1-800-323-9662 for the location of a dealer near you, or visit us at www.doosanlift.com

For corporate information go to :
www.dhiac.com

Pneumatic Forklift Trucks

D50S / D60S / D70S-5 & D80S / D90S-5

G50S / G60S / G70S-5

11,000lb to 20,000lb Capacity



PSC0704A1 (June. 2007)



Doosan Infracore
Forklifts

Doosan Infracore America Corporation
4350 Renaissance Parkway,
Warrensville Heights, Ohio, 44128 U.S.A.
Tel : 216-595-1212
Fax : 216-595-1214

AUTHORIZED DEALER

Product and specifications are subject to improvement and change without notice.

Made to Order...
For Your Heavy Duty Operation !

Doosans D60S & D80S Series has achieved an outstanding reputation for delivering power and performance in the toughest applications.

● Here's What You'll Get With This New Redesigned series :

- ✓ *Optimized Operator Comfort & Safety*
- ✓ *Proven and Durable Components*
- ✓ *High Powered and Fuel efficient Diesel and LPG Engine for High Performance*
 - *Low emissions and Minimal Vibration*
- ✓ *Enhanced Maintenance and Serviceability*
- ✓ *Virtually Maintenance-free Oil cooled Disc Brakes(Optional)*
- ✓ *2 or 3 Speed Full Autoshift Transmission*
- ✓ *Lift, Tilt Locking, Pilot Operated Fatigue-less Hydraulic Control Valve and Levers*
- ✓ *OSS(Operator Sensing System)*
- ✓ *A Variety of Operator Friendly Features*

Our User Friendly Operator Compartment will Give Your Drivers Everything They Need.



To keep drivers running at peak efficiency we've made operator comfort a top priority

● Easy-To-Read integrated Instrument Panel

Engine coolant temperature, transmission oil temperature, speed meter, fuel level gauge and hour meter keeps the driver aware of the machine's operating conditions. Engine oil pressure, alternator voltage, water separator gauge and pre-heater illuminates to alert operator to any problem.



● Convenience Package

Deck mounted control valve levers simplify hydraulic actuation Convenience tray keeps paperwork and supplies organized and handy.



● High Visibility Overhead Guard and Front-end

Wider mast window, repositioned hydraulic hoses and flat bar style overhead guard optimizes operator sight lines forward, up and to the load.



● Auto tilt leveling (optional)

Easily returns the mast to upright vertical position with the simple push of a button.



● Deluxe Suspension Seat with OSS(Operator Sensing System)

A comfortable deluxe suspension seat with OSS(operator sensing system), a large seatback angle, longer seat travel length and operator's weight resistance on front side allow multiple adjustments for optimum seating comfort.



● Spacious Leg Room & Operator Comfort

The neat and wide-open floorboard provides operator with plenty of foot room to make entry and exit a breeze.



Minimized Maintenance, Easy Serviceability.



● Integration of Electrical Components for Easy Maintenance

Fuse and relay box located in front of the engine for easy access and simplified maintenance.

● Dual LPG tank and Swing down type LPG cradle


Dual LPG tanks provide plenty of fuel to insure long running shift operations. A swing down LPG bracket simplifies tank installation and removal



Doosan forklift trucks are designed with longevity in mind. A Doosan truck has specific design elements that enhance the reliability of its parts for decreased wear and tear and increased endurance. Count on the reliability of Doosan forklift trucks to allow you to concentrate on other aspects of your business besides material handling.


● Oil- Cooled Disc Brakes

Oil cooled disc brakes are available on D60S & D80S series lift truck and are recommended for applications in humid, abrasive or corrosive environments, or with ramp, loading and unloading applications. This enclosed brake system eliminates outside contamination, significantly extends brake life and decreases maintenance cost. Oil cooled disc brakes have service intervals 5 times longer than conventional shoe brakes, and require little to no maintenance.



● Power reversal transmission

Top mounted control valve on the transmission precisely modulates clutch oil pressure for smooth forward / reverse directional changes. Large clutch packs and transmission design permits on-the-go shifting up to 5mph for increased productivity.



● Hydrostatic steering system

- No mechanical connections between steering wheel and steer axle for reduced maintenance.
- 8 grease zerks for proper lubrication.
- Sealed tapered roller bearings offer protection against contamination and in high impact applications.
- Provides low effort steering with quick steering response.



● Dual element air cleaner (standard)

Dual element air cleaner brings cool clean air into the engine intake system.



● Full floating drive axle


Strong one-piece cast housing keeps axle components aligned. High tensile strength alloy steel axle shafts are carbonized for extended life and splined to the differential side gear & drive wheel hub gears to effectively transmit high torque to the drive wheels.



A Hallmark of Durability and Reliability




Doosan's Goal is to Make Your Material Handling Organization as Efficient and Reliable as Possible. The Durability and Reliability of Our Forklifts Will Aid In Minimizing Down Time and Help Reduce Total Maintenance Cost.



● **Doosan Infracore DB58S**
(2speed : 93HP, 3speed : 99HP)

This powerful 6-cylinder 5.8L diesel engine delivers excellent power to meet the needs of the most demanding applications. DB58S diesel engines comply with EPA emission regulations.



● **GM V6 4.3L (93HP)**

The highly efficient and powerful GM 4.3L LP Gas engine has time-proven durability. It's low noise level and minimal vibration will add to operators comfort.



DRIVE THE DIFFERENCE...


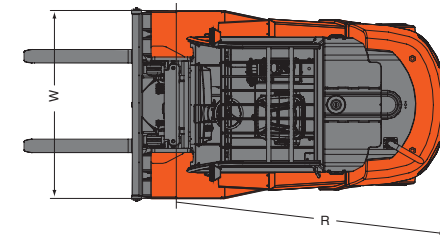
DRIVE DOOSAN !

Courtesy of Crane.Market

**Proven Quality,
Responsive Service and
A Reliable Partner....**

After sales servicing of Doosan forklifts is available from the selling dealership backed by Doosan's own customer service center. And Doosan provides 100% parts inventory to insure any downtime is minimized. When you own a Doosan forklift, our high quality, responsive customer support team comes with it.

The Doosan network starts with your local dealer and ends with a national team of highly qualified and experienced personnel standing ready to support all your material handling needs.



Option Availability

Options	D50/60/70S-5	D80/90S-5	G50/60/70S-5
Fuel Cap with Key	○	○	n/a
Precleaner	○	○	○
Vertical Exhaust Tube	●	●	○
Catalytic Muffler	○	○	○
Air conditioner	○	○	○
Non Marking Tire(Solid)	○	○	○
Spark Arrestor(w,w/o C/B)	○	○	n/a
Mono Pad Foot Direction and Acceleration Control	○	○	○
AutoShift-3Speed (Single,Dual Tire)	●	●	○
AutoShift-2Speed (Single,Dual Tire)	○	●	○
Engine Shutdown	○	○	○
Swingdown LP MTG	n/a	n/a	●
Lift and Tilt locking Hydraulic Control Valve	●	●	●
Auto Tilt Leveling	○	○	○
Hydraulic Accumulator	○	○	○
Integral fork mover	○	○	○
Integral Side shift and forkmover	○	○	○
Hook on Sideshifter	○	○	○
UL LPS,DS Rating	○	○	○

Main Specification

	Sales Model	D50S-5	D60S-5	D70S-5	D80S-5	D90S-5
Rated Load Capacity	lb(kg)	11,000(5,000)	13,500(6,000)	15,500(7,000)	17,500(8,000)	20,000(9,000)
Load Center	in(mm)	24(600)	24(600)	24(600)	24(600)	24(600)
Overall Length to Fork Face	L in(mm)	138.1(3,507)	140.5(3,568)	143.6(3,647)	156.3(3,970)	159.1(4,040)
Truck Overall Width	W in(mm)	83.0(2,108)	83.0(2,108)	83.0(2,108)	87.8(2,230)	87.8(2,230)
Height of Overhead Guard	H in(mm)	96.7(2,455)	96.7(2,455)	96.7(2,455)	104.3(2,648)	104.3(2,648)
Minimum Turning Radius	R in(mm)	130.0(3,301)	131.1(3,331)	133.1(3,380)	142.1(3,610)	144.9(3,680)
Travel Speed, Loaded	mph(km/h)	18.4(29.6)	18.1(29.1)	17.7(28.5)	18.5 (29.8)	17.2 (27.7)
Lifting Speed, Loaded	fpm(mm/s)	98.3(500)	96.5(490)	87.6(445)	84.6 (430)	84.6 (430)
Wheel Base	mm	88.6(2,250)	88.6(2,250)	88.6(2,250)	98.4(2500)	98.4(2500)
Engine Models		DB58S	DB58S	DB58S	DB58S	DB58S
Rated Power of Engine	HP(kW)/rpm	99(74)/2,200	99(74)/2,200	99(74)/2,200	99(74)/2200	99(74)/2200
Max Torque	lb.ft(kgf.m)/rpm	267(37)/1,600	267(37)/1,600	267(37)/1,600	267(37)/1600	267(37)/1600
Displacements	cc	5,785	5,785	5,785	5785	5785
Transmission type		Auto Shift	Auto Shift	Auto Shift	Auto Shift	Auto Shift
Transmission no. speeds forward/reverse		3/3	3/3	3/3	3/3	3/3

	Sales Model	D50S-5	D60S-5	D70S-5	G50S-5	G60S-5	G70S-5
Rated Load Capacity	lb(kg)	11,000(5,000)	13,500(6,000)	15,500(7,000)	11,000(5,000)	13,500(6,000)	15,500(7,000)
Load Center	in(mm)	24(600)	24(600)	24(600)	24(600)	24(600)	24(6,00)
Overall Length to Fork Face	L in(mm)	138.1(3,507)	140.5(3,568)	143.6(3,647)	138.1(3,507)	140.5(3,568)	143.6(3,647)
Truck Overall Width	W in(mm)	83.0(2,108)	83.0(2,108)	83.0(2,108)	83.0(2,108)	83.0(2,108)	83.0(2,108)
Height of Overhead Guard	H in(mm)	96.7(2,455)	96.7(2,455)	96.7(2,455)	96.7(2,455)	96.7(2,455)	96.7(2,455)
Minimum Turning Radius	R in(mm)	130.0(3,301)	131.1(3,331)	133.1(3,380)	130.0(3,301)	131.1(3,331)	133.1(3,380)
Travel Speed, Loaded	mph(km/h)	15.5(25)	15.2(24.5)	14.9(24)	14.9(24)	14.8(23.8)	14.7(23.6)
Lifting Speed, Loaded	fpm(mm/s)	81.7(415)	81.7(415)	81.7(415)	74.8(380)	74.8(380)	74.8(380)
Wheel Base	mm	88.6(2,250)	88.6(2,250)	88.6(2,250)	88.6(2,250)	88.6(2,250)	88.6(2,250)
Engine Models		DB58S	DB58S	DB58S	G643,G643E	G643,G643E	G643,G643E
Rated Power of Engine	HP(kW)/rpm	93(69)/2,400	93(69)/2,400	93(69)/2,400	93(69)/2,450	93(69)/2,450	93(69)/2,450
Max Torque	lb.ft(kgf.m)/rpm	239(33)/1,600	239(33)/1,600	239(33)/1,600	222(31)/1,400	222(31)/1,400	222(31)/1,400
Displacements	cc	5,785	5,785	5,785	4,294	4,294	4,294
Transmission type		Power Shift	Power Shift	Power Shift	Power Shift	Power Shift	Power Shift
Transmission no. speeds forward/reverse		2/2	2/2	2/2	2/2	2/2	2/2

DRIVE THE DIFFERENCE...

DRIVE DOOSAN !



Doosan Infracore
Forklifts

TECHNICAL SPECIFICATIONS

Pneumatic Forklift Trucks

D50S / D60S / D70S-5 & D80S/ D90S-5

G50S / G60S / G70S-5

11,000lb to 20,000lb Capacity

PRO5
SERIES



11,000/13,500/15,500lb Capacities

Engine Powered Forklift Trucks

Pneumatic Tire

MAIN VEHICLE SPECIFICATIONS

	CHARACTERISTICS			DOOSAN	DOOSAN	DOOSAN	DOOSAN	DOOSAN	
	1	2	3	4	5	6	7	8	
	1	Manufacture		DOOSAN	DOOSAN	DOOSAN	DOOSAN	DOOSAN	
	2	Model		D50S-5	D60S-5	D70S-5	D80S-5	D90S-5	
	3	Load Capacity	at rated load center	lb(kg)	11,000(5,000)	13,500(6,000)	15,500(7,000)	17,500(8,000)	20,000(9,000)
	4	Load Center		in(mm)	24(600)	24(600)	24(600)	24(600)	24(600)
	5	Power type	Elec, Diesel, LPG, Gasoline		Diesel	Diesel	Diesel	Diesel	Diesel
	6	Operator type			Driver-seated	Driver-seated	Driver-seated	Driver-seated	Driver-seated
	7	Tire type	P:Pnu, E:Solid Soft, C: Cush		P	P	P	P	P
	8	Wheels (x=Driven)	Front / Rear		x 4 / 2	x 4 / 2	x 4 / 2	x 4 / 2	x 4 / 2
	9	Max. Fork Height	with STD 2-stage mast	in(mm)	118.1(3,000)	118.1(3,000)	118.1(3,000)	122(3,100)	122(3,100)
	10	Free Lift		in(mm)	8.1(205)	8.1(205)	8.1(205)	8.5(215)	8.5(215)
	12	Fork Carriage	ISO Class		IV	IV	IV	V	V
DIMENSIONS	13	Forks	Length x Width x Thickness	in(mm)	47.2x5.9x2.4 (1,200x150x60)	47.2x7.1x2.4 (1,200x180x60)	47.2x7.1x2.4 (1,200x180x60)	47.2x7.1x2.8 (1,200x180x70)	47.2x7.1x2.8 (1,200x180x70)
			Fork Spacing(Min x Max)	in(mm)	13.8x80.0 (350x2,032)	16.1x80.0 (410x2,032)	16.1x80.0 (410x2,032)	16.1x82.3 (410x2,092)	16.1x82.3 (410x2,092)
	14	Tilt of Mast	Forward / Backward	deg	15 / 10	15 / 10	15 / 10	15 / 10	15 / 10
	17	Overall Dimensions	Length to Fork Face	in(mm)	138.1(3,507)	140.5(3,568)	143.6(3,647)	156.3(3,970)	159.1(4,040)
			Overall Width	in(mm)	83.0(2,108)	83.0(2,108)	83.0(2,108)	87.8(2,230)	87.8(2,230)
			Mast Lowered Height	in(mm)	98.4(2,500)	98.4(2,500)	98.4(2,500)	111.6(2,835)	111.6(2,835)
			Mast Extended Height	in(mm)	170.1(4,340)	170.1(4,340)	170.1(4,340)	172.2(4,375)	172.2(4,375)
			Overhead Guard Height	in(mm)	96.7(2,455)	96.7(2,455)	96.7(2,455)	104.2(2,648)	104.2(2,648)
	20	Seat Height	in(mm)	52.5(1,333)	52.5(1,333)	52.5(1,333)	60.1(1,526)	60.1(1,526)	
	21	Turning Radius	Minimum outside	in(mm)	130.0(3,301)	131.1(3,331)	133.1(3,380)	142.1(3,610)	144.9(3,680)
22	Load Moment Center		in(mm)	24.9(632)	24.9(632)	24.9(632)	28.5(725)	28.5(725)	
23	Aisle 90 degree stacking(add load length & clearance)		in(mm)	154.5(3,924)	155.9(3,958)	157.5(4,000)	170.5(4,330)	171.5(4,355)	
PERFORMANCE	24	Travel Speed	Loaded / Unloaded	mph(km/h)	18.4 / 20.1 (29.6 / 32.4)	18.1 / 20.0 (29.1 / 32.2)	17.7 / 20.0 (28.5 / 32.0)	18.5 / 21.0 (29.8 / 33.8)	17.2 / 20.7 (27.7 / 33.4)
	25	Lifting Speed	Loaded / Unloaded	fpm(mm/s)	98.3 / 104.3 (500 / 530)	96.5 / 104.3 (490 / 530)	87.6 / 92.5 (445 / 470)	84.6 / 92.5 (430 / 470)	84.6 / 92.5 (430 / 470)
	26	Lowering Speed	Loaded / Unloaded	fpm(mm/s)	98.6 / 88.6 (501 / 450)	98.6 / 88.6 (501 / 450)	98.2 / 88.6 (499 / 450)	98.4 / 88.6 (500 / 450)	98.4 / 88.6 (500 / 450)
	28	Max. drawbar pull	Loaded at 1.0 mph (1.6km / h)	lb(kg)	12,495(5,668)	12,399(5,624)	12,329 (5,592)	12,120(5,498)	12,012(5,449)
30	Max. gradeability	Loaded at 1.0 mph (1.7km / h)	%	49.2	42.4	37.2	30.6	28.6	
WEIGHT	32	Total Service Weight, Unloaded		lb(kg)	18,894(8,570)	20,371(9,240)	21,980(9,970)	25,452(11,545)	26,884(12,195)
	33	Axle Load	Loaded, Front / Rear	lb(kg)	26,841 / 2,075 (12,175 / 1,395)	29,950 / 3,649 (13,585 / 1,655)	33,025 / 4,387 (14,980 / 1,990)	32,893 / 9,612 (14,920 / 4,360)	37,302 / 10,372 (16,920 / 4,705)
			Unloaded, Front / Rear	lb(kg)	9,778 / 9,116 (4,435 / 4,135)	9,480 / 1,891 (4,300 / 4,940)	9,149.2 / 12,831 (4,150 / 5,820)	10,141 / 14,330 (4,600 / 6,500)	10,317 / 16,127 (4,680 / 7,315)
34									
CHASSIS	35		Number of wheels(F / R)		4 / 2	4 / 2	4 / 2	4 / 2	4 / 2
	36	Tires	Size, Front		8.25x15-14PR	8.25x15-14PR	8.25x15-14PR	9.00x20-14PR	9.00x20-14PR
			Size, Rear		8.25x15-14PR	8.25x15-14PR	8.25x15-14PR	9.00x20-14PR	9.00x20-14PR
	37								
	38	Wheel Base	Distance	in(mm)	88.6(2,250)	88.6(2,250)	88.6(2,250)	98.4(2,500)	98.4(2,500)
	39	Tread Width	Front / Rear	in(mm)	62.3 / 61.0 (1,584 / 1,550)	62.3 / 61.0 (1,584 / 1,550)	62.3 / 61.0 (1,584 / 1,550)	64.8 / 68.9 (1,646 / 1,750)	64.8 / 68.9 (1,646 / 1,750)
40	Ground Clearance	Loaded at the lowest point	in(mm)	6.9(176)	6.9(176)	6.9(176)	10.2(258)	10.2(258)	
41		Loaded at center of wheelbase	in(mm)	8.1(205)	8.1(205)	8.1(205)	11.5(292)	11.5(292)	
42	Brakes	Service		Foot / Hyd	Foot / Hyd	Foot / Hyd	Foot / Hyd	Foot / Hyd	
43		Parking		Hand / Mech	Hand / Mech	Hand / Mech	Hand / Mech	Hand / Mech	
POWER TRAIN	45	Battery	Voltage / Ampere	V/AH	24 / 75	24 / 75	24 / 75	24 / 75	24 / 75
	49	Engine	Model		DB58S	DB58S	DB58S	DB58S	DB58S
	50		Rated Power(DIN)	HP/rpm	99 / 2,200	99 / 2,200	99 / 2,200	99 / 2,200	99 / 2,200
				kW/rpm	74 / 2,200	74 / 2,200	74 / 2,200	74 / 2,200	74 / 2,200
	51		Maximum Torque	lb · ft/rpm	267 / 1,600	267 / 1,600	267 / 1,600	267 / 1,600	267 / 1,600
		kg · m/rpm		37 / 1,600	37 / 1,600	37 / 1,600	37 / 1,600	37 / 1,600	
	52		Cylinders / Displacements	cc	6 / 5,785	6 / 5,785	6 / 5,785	6 / 5,785	6 / 5,785
	55	Transmission	Type		Autoshift	Autoshift	Autoshift	Autoshift	Autoshift
Number of Speed (Fwd / Rev)				3 / 3	3 / 3	3 / 3	3 / 3	3 / 3	
57	Hydraulic Pressure	System	psi(bar)	3,050(210)	3,050(210)	3,050(210)	3,180(219)	3,410(235)	
		Attachment	psi(bar)	2,030(140)	2,030(140)	2,030(140)	2,030(140)	2,030(140)	

Note: Specification values quoted in this specification sheet has been rounded. Performance may vary due to operation conditions.

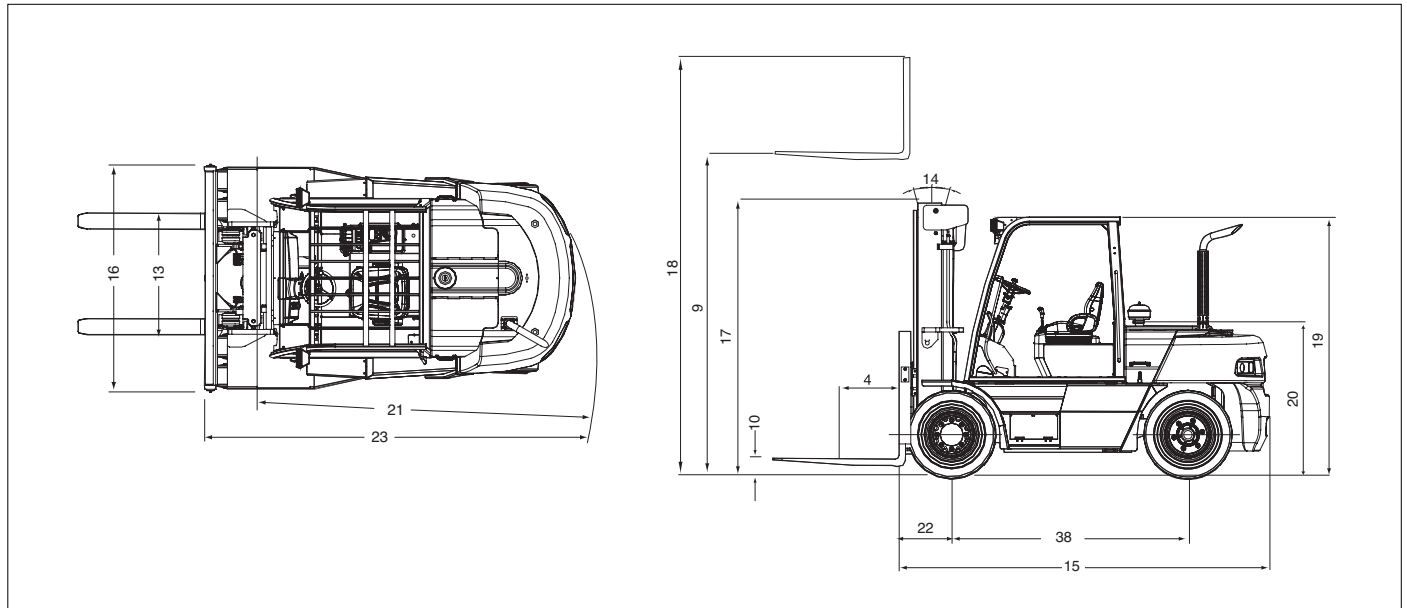
Products and specifications are subject to improvement and change without prior notices.

11,000/13,500/15,500/17,500/20,000lb Capacities

Engine Powered Forklift Trucks Pneumatic Tire

DOOSAN	DOOSAN	DOOSAN	DOOSAN	DOOSAN	DOOSAN
D50S-5	D60S-5	D70S-5	G50S-5	G60S-5	G70S-5
11,000(5,000)	13,500(6,000)	15,500(7,000)	11,000(5,000)	13,500(6,000)	15,500(7,000)
24(600)	24(600)	24(600)	24(600)	24(600)	24(600)
Diesel	Diesel	Diesel	LP	LP	LP
Driver-seated	Driver-seated	Driver-seated	Driver-seated	Driver-seated	Driver-seated
P	P	P	P	P	P
x 4 / 2	x 4 / 2	x 4 / 2	x 4 / 2	x 4 / 2	x 4 / 2
118.1(3,000)	118.1(3,000)	118.1(3,000)	118.1(3,000)	118.1(3,000)	118.1(3,000)
8.1(205)	8.1(205)	8.1(205)	8.1(205)	8.1(205)	8.1(205)
IV	IV	IV	IV	IV	IV
47.2x5.9x2.4 (1,200x150x60)	47.2x7.1x2.4 (1,200x180x60)	47.2x7.1x2.4 (1,200x180x60)	47.2x5.9x2.4 (1,200x150x60)	47.2x7.1x2.4 (1,200x180x60)	47.2x7.1x2.4 (1,200x180x60)
13.8x80.0 (350x2,032)	16.1x80.0 (410x2,032)	16.1x80.0 (410x2,032)	13.8x80.0 (350x2,032)	16.1x80.0 (410x2,032)	16.1x80.0 (410x2,032)
15 / 10	15 / 10	15 / 10	15 / 10	15 / 10	15 / 10
138.1(3,507)	140.5(3,568)	143.6(3,647)	138.1(3,507)	140.5(3,568)	143.6(3,647)
83.0(2,108)	83.0(2,108)	83.0(2,108)	83.0(2,108)	83.0(2,108)	83.0(2,108)
98.4(2,500)	98.4(2,500)	98.4(2,500)	98.4(2,500)	98.4(2,500)	98.4(2,500)
170.1(4,340)	170.1(4,340)	170.1(4,340)	170.1(4,340)	170.1(4,340)	170.1(4,340)
96.7(2,455)	96.7(2,455)	96.7(2,455)	96.7(2,455)	96.7(2,455)	96.7(2,455)
52.5(1,333)	52.5(1,333)	52.5(1,333)	52.5(1,333)	52.5(1,333)	52.5(1,333)
130.0(3,301)	131.1(3,331)	133.1(3,380)	130.0(3,301)	131.1(3,331)	133.1(3,380)
24.9(632)	24.9(632)	24.9(632)	24.9(632)	24.9(632)	24.9(632)
154.5(3,924)	155.9(3,958)	157.5(4,000)	154.5(3,924)	155.9(3,958)	157.5(4,000)
15.5 / 16.5 (25 / 26.5)	15.2 / 16 / 5 (24.5 / 26.5)	14.9 / 16.5 (24.0 / 26.5)	14.9 / 15.8 (24.0 / 25.4)	14.8 / 15.8 (23.8 / 25.4)	14.7 / 15.8 (23.6 / 25.4)
81.7 / 87.6 (415 / 445)	81.7 / 87.6 (415 / 445)	81.7 / 87.6 (415 / 445)	74.8 / 80.7 (380 / 410)	74.8 / 80.7 (380 / 410)	74.8 / 80.7 (380 / 410)
96.5 / 00.1 (490 / 460)	96.5 / 00.1 (490 / 460)	96.5 / 00.1 (490 / 460)	96.5 / 00.1 (490 / 460)	96.5 / 00.1 (490 / 460)	96.5 / 00.1 (490 / 460)
10,820(4,908)	10,748(4,875)	10,748(4,875)	11,045(5,010)	11,001(4,990)	10,946(4,965)
39.4	34.1	30.3	40.9	35.5	31.3
18,508(8,395)	20,029(9,085)	21,627(9,810)	18,155(8,235)	19,632(8,905)	21,242(9,635)
26,478 / 3,053 (12,010 / 1,385)	29,608 / 3,649 (13,430 / 1,655)	32,673 / 4,387 (14,820 / 1,990)	26,103 / 3,075 (11,840 / 1,395)	29,233 / 3,627 (13,260 / 1,645)	32,298 / 4,376 (14,650 / 1,985)
9,414 / 9,094 (4,270 / 4,125)	9,138 / 10,891 (4,145 / 4,940)	8,785 / 12,853 (3,985 / 5,830)	9,039 / 9,116 (4,100 / 4,135)	8,763 / 10,869 (3,975 / 4,930)	8,410 / 12,831 (3,815 / 5,820)
4 / 2	4 / 2	4 / 2	4 / 2	4 / 2	4 / 2
8.25x15-14PR	8.25x15-14PR	8.25x15-14PR	8.25x15-14PR	8.25x15-14PR	8.25x15-14PR
8.25x15-14PR	8.25x15-14PR	8.25x15-14PR	8.25x15-14PR	8.25x15-14PR	8.25x15-14PR
88.6(2,250)	88.6(2,250)	88.6(2,250)	88.6(2,250)	88.6(2,250)	88.6(2,250)
62.3 / 61.0 (1,584 / 1,550)	62.3 / 61.0 (1,584 / 1,550)	62.3 / 61.0 (1,584 / 1,550)	62.3 / 61.0 (1,584 / 1,550)	62.3 / 61.0 (1,584 / 1,550)	62.3 / 61.0 (1,584 / 1,550)
6.9(176)	6.9(176)	6.9(176)	6.9(176)	6.9(176)	6.9(176)
8.1(205)	8.1(205)	8.1(205)	8.1(205)	8.1(205)	8.1(205)
Foot / Hyd	Foot / Hyd	Foot / Hyd	Foot / Hyd	Foot / Hyd	Foot / Hyd
Hand / Mech	Hand / Mech	Hand / Mech	Hand / Mech	Hand / Mech	Hand / Mech
24 / 75	24 / 75	24 / 75	12 / 75	12 / 75	12 / 75
DB58S	DB58S	DB58S	G643(E)	G643(E)	G643(E)
93 / 2,400	93 / 2,400	93 / 2,400	93 / 2,450	93 / 2,450	93 / 2,450
69 / 2,400	69 / 2,400	69 / 2,400	69 / 2,450	69 / 2,450	69 / 2,450
239 / 1,600	239 / 1,600	239 / 1,600	222 / 1,400	222 / 1,400	222 / 1,400
33 / 1,600	33 / 1,600	33 / 1,600	31 / 1,400	31 / 1,400	31 / 1,400
6 / 5,785	6 / 5,785	6 / 5,785	6 / 4,294	6 / 4,294	6 / 4,294
Power Shift	Power Shift	Power Shift	Power Shift	Power Shift	Power Shift
2 / 2	2 / 2	2 / 2	2 / 2	2 / 2	2 / 2
2,465(170)	2,755(190)	2,755(190)	2,465(170)	2,755(190)	2,755(190)
2,030(140)	2,030(140)	2,030(140)	2,030(140)	2,030(140)	2,030(140)

DIMENSIONAL DRAWING



MAST SPECIFICATIONS and RATED CAPACITIES

D/G50S-5(Shaft)

Mast type	Maximum Fork Height		Maximum Lowered Height		Fully Extended Height		Free Lift		Rated Load Capacities					
					D/G50S-5(Shaft)		With Load Backrest		With Load Backrest		Tilt Angle		Load Capacities	
					Double Pneumatic		Double Pneumatic		Double Pneumatic		Double Pneumatic		Double Pneumatic	
					FWD	BWD	LC 600mm	LC 24in	FWD	BWD	LC 600mm	LC 24in		
	mm	in	mm	in	mm	in	mm	in	deg	deg	kg	lb		
STD	3000	118	2495	98	4275	168	205	8	15	10	5000	11000		
	3500	138	2745	108	4775	188	205	8	15	10	5000	11000		
	3700	146	2845	112	4975	196	205	8	15	10	5000	11000		
	4000	157	2995	118	5275	208	205	8	15	10	5000	11000		
	4500	177	3345	132	5775	227	205	8	15	10	5000	11000		
	5000	197	3595	142	6275	247	205	8	15	10	5000	11000		
	5500	217	3845	151	6775	267	205	8	15	10	4900	10800		
FFT	6000	236	4095	161	7275	286	205	8	15	10	4725	10350		
	4550	179	2540	100	5570	219	1580	62	15	10	4900	10750		
	5000	197	2690	106	6020	237	1730	68	15	10	4750	10450		
	5600	220	2890	114	6620	261	1930	76	15	10	4550	10000		
	6050	238	3040	120	7070	278	2080	82	15	10	4400	9650		

D/G60S-5(Shaft)

Mast type	Maximum Fork Height		Maximum Lowered Height		Fully Extended Height		Free Lift		Rated Load Capacities					
					D/G60S-5(Shaft)		With Load Backrest		With Load Backrest		Tilt Angle		Load Capacities	
					Double Pneumatic		Double Pneumatic		Double Pneumatic		Double Pneumatic		Double Pneumatic	
					FWD	BWD	LC 600mm	LC 24in	FWD	BWD	LC 600mm	LC 24in		
	mm	in	mm	in	mm	in	mm	in	deg	deg	kg	lb		
STD	3000	118	2495	98	4275	168	205	8	15	10	6000	13200		
	3500	138	2745	108	4775	188	205	8	15	10	6000	13200		
	3700	146	2845	112	4975	196	205	8	15	10	6000	13200		
	4000	157	2995	118	5275	208	205	8	15	10	6000	13200		
	4500	177	3345	132	5775	227	205	8	15	10	6000	13200		
	5000	197	3595	142	6275	247	205	8	15	10	6000	13200		
	5500	217	3845	151	6775	267	205	8	15	10	5875	12900		
FFT	6000	236	4095	161	7275	286	205	8	15	10	5675	12450		
	4550	179	2540	100	5570	219	1580	62	15	10	5900	12950		
	5000	197	2690	106	6020	237	1730	68	15	10	5725	12550		
	5600	220	2890	114	6620	261	1930	76	15	10	5500	12100		
	6050	238	3040	120	7070	278	2080	82	15	10	5300	11650		

D/G70S-5(Shaft)

Mast type	Maximum Fork Height		Maximum Lowered Height		Fully Extended Height		Free Lift		Rated Load Capacities					
					D/G70S-5(Shaft)		With Load Backrest		With Load Backrest		Tilt Angle		Load Capacities	
					Double Pneumatic						Double Pneumatic			
					FWD	BWD					LC 600mm	LC 24in		
mm	in	mm	in	mm	in	mm	in	deg	deg	kg	lb			
STD	3000	118	2495	98	4275	168	205	8	15	10	7000	15400		
	3500	138	2745	108	4775	188	205	8	15	10	7000	15400		
	3700	146	2845	112	4975	196	205	8	15	10	7000	15400		
	4000	157	2995	118	5275	208	205	8	15	10	7000	15400		
	4500	177	3345	132	5775	227	205	8	15	10	7000	15400		
	5000	197	3595	142	6275	247	205	8	15	10	7000	15400		
	5500	217	3845	151	6775	267	205	8	15	10	7000	15400		
	6000	236	4095	161	7275	286	205	8	15	10	6900	15100		
	3000	118	2495	98	4275	168	205	8	15	10	7000	15400		
	3500	138	2745	108	4775	188	205	8	15	10	7000	15400		
	3700	146	2845	112	4975	196	205	8	15	10	7000	15400		
	4000	157	2995	118	5275	208	205	8	15	10	7000	15400		
	4500	177	3345	132	5775	227	205	8	15	10	7000	15400		
	5000	197	3595	142	6275	247	205	8	15	10	7000	15400		
5500	217	3845	151	6775	267	205	8	15	10	7000	15400			
6000	236	4095	161	7275	286	205	8	15	10	6900	15150			
FFT	4550	179	2540	100	5570	219	1580	62	15	10	7000	15400		
	5000	197	2690	106	6020	237	1730	68	15	10	7000	15400		
	5600	220	2890	114	6620	261	1930	76	15	10	6725	14750		
	6050	238	3040	120	7070	278	2080	82	15	10	6500	14300		

D80S-5(Shaft)

Mast type	Maximum Fork Height		Maximum Lowered Height		Fully Extended Height		Free Lift		Rated Load Capacities					
					D80S-5(Shaft)		With Load Backrest		With Load Backrest		Tilt Angle		Load Capacities	
					Double Pneumatic						Double Pneumatic			
					FWD	BWD					LC 600mm	LC 24in		
mm	in	mm	in	mm	in	mm	in	deg	deg	kg	lb			
STD	3100	122	2835	112	4375	172	215	8	15	10	8000	17500		
	3300	130	2935	116	4575	180	215	8	15	10	8000	17500		
	3600	142	3085	121	4875	192	215	8	15	10	8000	17500		
	4100	161	3435	135	5375	212	215	8	15	10	8000	17500		
	4600	181	3685	145	5875	231	215	8	15	10	8000	17500		
	5100	201	3935	155	6375	251	215	8	15	10	8000	17500		
	5600	220	4185	165	6875	271	215	8	15	10	8000	17500		
	4350	171	2630	104	5625	221	1420	56	15	10	8000	17500		
FFT	4800	189	2780	109	6075	239	1570	62	15	10	8000	17500		
	5400	213	2980	117	6675	263	1770	70	15	10	8000	17500		
	5850	230	3130	123	7125	281	1920	76	15	10	7900	17300		

D90S-5(Shaft)

Mast type	Maximum Fork Height		Maximum Lowered Height		Fully Extended Height		Free Lift		Rated Load Capacities					
					D90S-5(Shaft)		With Load Backrest		With Load Backrest		Tilt Angle		Load Capacities	
					Double Pneumatic						Double Pneumatic			
					FWD	BWD					LC 600mm	LC 24in		
mm	in	mm	in	mm	in	mm	in	deg	deg	kg	lb			
STD	3100	122	2835	112	4375	172	215	8	15	10	9000	20000		
	3300	130	2935	116	4575	180	215	8	15	10	9000	20000		
	3600	142	3085	121	4875	192	215	8	15	10	9000	20000		
	4100	161	3435	135	5375	212	215	8	15	10	9000	20000		
	4600	181	3685	145	5875	231	215	8	15	10	9000	20000		
	5100	201	3935	155	6375	251	215	8	15	10	9000	20000		
	5600	220	4185	165	6875	271	215	8	15	10	9000	20000		
	4350	171	2630	104	5625	221	1420	56	15	10	9000	20000		
FFT	4800	189	2780	109	6075	239	1570	62	15	10	9000	20000		
	5400	213	2980	117	6675	263	1770	70	15	10	9000	20000		
	5850	230	3130	123	7125	281	1920	76	15	10	8850	19400		



PRO5 SERIES



G50S / G60S / G70S-5
11,000lb(5,000kg) 13,500lb(6,000kg)
15,500lb(7,000kg)
Pneumatic Tire



D50S / D60S / D70S-5 & D80S / D90S-5
11,000lb(5,000kg) 13,500lb(6,000kg) 15,500lb(7,000kg)
17,500lb(8,000kg) 20,000lb(9,000kg)
Pneumatic Tire

Full Product Line

Doosan offers a full line of lift trucks from 3,000lb(1,500kg) to 36,000lb(16,000kg) pounds to fill all your material handling needs. Contact your dealer for specific information on our various models and configurations.

Complete Distribution Network

Doosan lift trucks are sold and serviced by 95 dealers at over 200 locations in the U.S and Canada.

Call us at 1-800-323-9662 for the location of a dealer near you, or visit us at www.doosanlift.com

For corporate information go to : www.dhiac.com

PSC0703A1 (May.2007)



Doosan Infracore
Forklifts

Doosan Infracore America Corporation
4350 Renaissance Parkway,
Warrensville Heights, Ohio, 44128 U.S.A.
Tel : 216-595-1212
Fax : 216-595-1214

AUTHORIZED DEALER

Product and specifications are subject to improvement and change without notice.

Courtesy of Crane.Market