



175.2



ENGLISH



Courtesy of Crane.Market

## Standards



Hexagonal profile booms



Rack rotation



ETL (Effer Twin Links)



Sequence valve



Jib articulation system above 180°



Heat exchanger



Remote control with display



Stabilizers with hydraulic outlet



"High Speed System" increased speed of extensions cylinders



"Pro.Dec. System" cylinders with progressive stop at end of stroke



Jib articulation system above 180°



PROGRESS 2.0



Remote control for stabilisers



Swing-up stabilizers, manually activated (30° - 180°)

## Optionals



"Wind & Drive" Crane foldable with fly-jib without dismounting winch components



Swing-up stabilizers, hydraulically activated



Winch



"STAND UP OPERATOR" platform



Crane adjustment and joint for PLE



Remote control with joystick



Load reading on the remote control display



Version C

# 175.2

An excellent product along with extraordinary quality are not enough for us.

We strive to increase your value because **we want you to realize your full potential and go beyond.**

We share the same goals and the choice to aim for the top, and **we are committed to offering the best performance in every detail.**

## Build your reputation!

In Effer light range, 175.2 is a perfect tool for loading and unloading materials, and **it can make you more competitive** especially in the building and construction sector.

This means that you can have a crane able to work in an easy, effective and safe way in building sites, making more operations thanks to 175.2 working speed.

## Versatility is the word

175.2 is a very reliable crane to **carry out different works** in combination with different accessories: buckets, grab, brick grab etc.

If you need to go further, you can always choose to add the jib to the base version crane, to always have the perfect partner for your work.

Plus, with **PROGRESS 2.0** electronic system, you can keep everything under control.

## Light & Strong

175.2 is a light range crane, but it is not afraid of hard work.

Thanks to its **high-strength steel structure**, 175.2 guarantees very high operating performance.



# Technical possibilities

## Total control

On 175.2 you can also manage **other electronic truck-related features** by remote control (e.g. switching on and switching off the engine).

**PROGRESS 2.0 also allows you to integrate other operating functions:** front stabilizers, truck-body sides, winch, grab, bucket, etc.



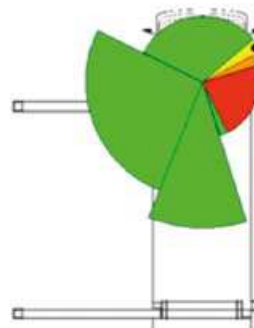
## The right information where needed

On 175.2 the **PROGRESS 2.0 led panel is on board machine** so you see all basic information at a glance, and on your **remote control** you can see all data regarding the crane performance.



## Working areas

PROGRESS 2.0 manages **4 different crane working areas:** front, back, left and right, providing maximum load capacity **according to the truck's stability scheme and the actual extension of its stabilizers.**







### Lifting the maximum weight

Load capacity of 175.2, calculated by PROGRESS 2.0, is always maximized. In fact the extension of its stabilisers is **perfectly measured thanks to sensors**.




### No oversight

PROGRESS 2.0 stores **the crane operating cycles** and faults detected, and **indicates scheduled maintenance** operations.



### Remote help

When needed, **remote assistance** can be activated by the dealer or by **Effer headquarters**.





# Technical possibilities

## Smart heat exchanger

PROGRESS 2.0 system manages oil temperature. The heat exchanger is constantly working to **reduce energy consumption and oil overheating**, so extending life span of all components.



## Safety standard

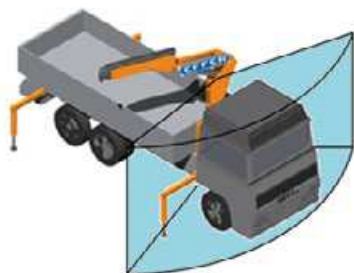
PROGRESS 2.0 guarantees a **standard safety performance level C**, and for aerial basket, upon request, safety performance level D EN 280.



## Assisted Winch Control (AWC)

Rope recovery during boom sections extension/retraction. Thanks to this solution, **winch rope and booms can move simultaneously**. This kind of assistance allows the operator to **manage the position of the load during booms movements**. In this way, you can work faster and load swing is drastically reduced.





### “Virtual shield” cabin-collision avoidance

PROGRESS 2.0 allows you to set a protected workspace around the cabin. In the proximity of this area, 175.2 movements are **automatically stopped** to protect the cabin, thus eliminating the risk of accidental impact.




### Unload immediately without wasting time

It is possible to handle 175.2 **without stabilizing it**, to quickly download from dumper.



### Recovery System

In case of anomalies, PROGRESS 2.0 allows the operator to **park the crane in emergency mode**. In this way you can quickly take the crane to the nearest Effer service point.



# Stronger, further

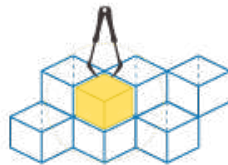
## Effer second boom and extensions

In the design stage of a truck-mounted crane, the crucial element in providing exceptional solutions is the **second boom with its relative extensions**.

Infact these components help to define crane performance in terms of boom length, working speed, lifting capacity and stress resistance.


Effer designers, thanks to their experience have come up with many **exceptional production and technical solutions** to always give you the best performance for precision and load safety.

### SURGICAL PRECISION



### Safe load

Effer patented the **Pro.Dec - Progressive Deceleration system** which consists in end of stroke hydraulic shock absorbers inside the extension cylinders. With Pro.Dec system the transfer from one extension cylinder to the next one takes place at a reduced speed, for both opening and closure. **The system reduces load oscillation, making work safer and more efficient.**



### Maximum balancing

Extension cylinders are symmetrically mounted according to the boom line. **In this way you have perfect balance of extensions** during output and return manoeuvre.





## Easy to disassemble

Effer has **patented** a new **spring fastening** for the extension jacks. As there are no retaining screws, **the jack can be disassembled very easily without requiring specific tools** even after years of use.

## Always straight

Effer has designed a **very advanced attachment** for its extension jacks. In this way **they are not affected by boom bending**. The seals wear out less and **last longer** as they move inside a straight cylinder.




## Unbeatable speed

Effer's experience has created **HSS – High Speed System**, included in all but some lighter models. The system, which uses a regeneration valve, makes the **extensions open more quickly** as it recovers the oil which would otherwise go into the tank.

The **High Speed System** allows you to save up to 50% of your time when an extension comes out. This movement in sequence enable the crane weight to be reduced, and keeps **greater lifting power** and **greater loading capacity** for transport, thus reducing working time.

### TIME TO MONEY



Stronger, further

# Light and powerful

## The structure of Effer cranes

Effer cranes structure guarantees significant performance but at the same time you have a **very light crane** thanks to the design solutions engineered by Effer's R&D department. The light weight of Effer cranes allows for a greater residual load on the truck: **greater useful load = less time = higher profit.**

### A step further

Effer uses high strength **Weldox** steel for crane structure. This choice **improves structure** resistance while maintaining the same plates thickness and allowing the most advanced construction solutions.

### The right thickness where needed

Effer manufactures its cranes **optimising the thickness of plates** at each point of the structure. This choice requires a great deal of effort be put in design and construction, but it enables **significant reduction in crane weight.**



# Wind&Drive system and Effer winch

## A smart possibility for 175.2

Today 70% of medium-large cranes are used with a winch. With Effer solution **Wind&Drive**, the winch cable pulleys are **integrated into the crane structure**.

Most of operations needed to use the winch are thus eliminated: switching from “crane with hook” to “crane with winch” is **immediate, quicker and easier**, with better results in less time.

### Total integration

The integration of the Wind & Drive and winch in the crane booms allows you to be **immediately operational without the need to mount components** at the beginning of the operating stages. It also allows you to **fold the crane quickly** at the end of the job.

### Wind&Drive + PROGRESS 2.0

The Wind&Drive technology and PROGRESS 2.0 electronic control make **millimetric movements of the winch hook possible**, achieving maximum precision.

#### TIME TO MONEY



### No mounting required

When working with the winch on the jib you can handle heavy loads using the fixed hook without needing to disassemble and re-assemble the components, thus **avoiding difficult operations**.

#### EASY WORK

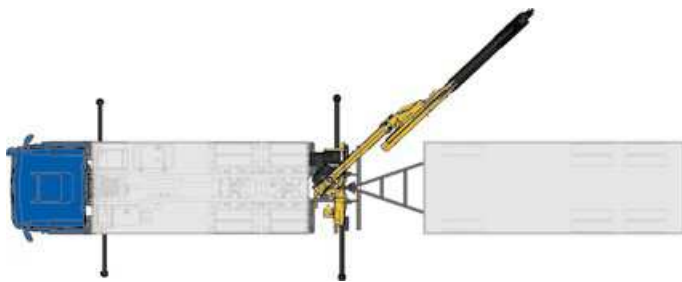


Wind&Drive system  
and Effer winch

# Advantages

## Maximum productivity also with rear installation

175.2 is a model able to give its best also in case of rear installation, for example when it's used in the **building sector to load and unload materials**, thanks to its versatility and performance.



## Double linkrods system

Model 175.2 is conceived to guarantee very high performance in our light range. For this reason it has been designed with **double linkrod system**, thus allowing the operator to work at full power both in horizontal and vertical boom position.





## Maximum flexibility for stabilizers legs

On the model 175.2 you have at disposal **2 different positions of manually managed stabilizers legs**. Infact **you can orientate it both at 180° and 30°**, thus having the maximum flexibility in accordance with your installation and truck structure. Furthermore, as an option you can choose the **hydraulic swing-up stabilizers** which are automatic.



180°



30°



180°

### EASY WORK



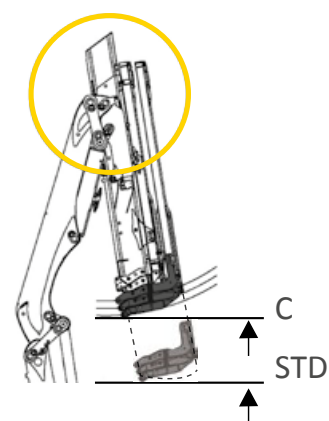
## The right boom design to work at best

In its base configurations, **175.2 has 3 different kinds of booms to satisfy all needs of use**.

Designing different booms allows us to **optimize all configurations performance**, so you can have a compact crane profile when closed, yet a considerable outreach, and do different works.

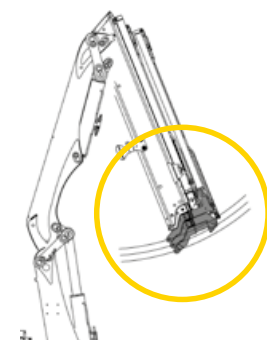
### 1. Short arm (C version)

Versions C3s and C4s allows you to work near to the truck side with a **greater distance between the hook and the ground**. This allows you to have more space in that area.



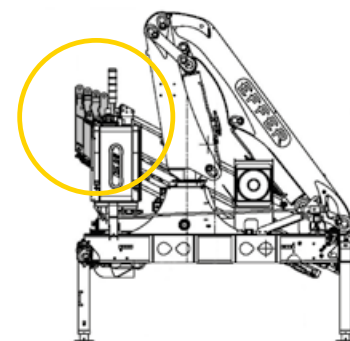
### 2. 2s, 3s and 4s

For these configurations, boom design is optimized to work with bucket.



### 3. 5s and 6s

The boom is designed in order to **optimize all the available space when the crane is closed**, yet maintaining the longest configurations possible for the model.



Advantages

# Advantages

## Hoses position on the crane

The configurations 2s,3s and 4s of the model 175.2 are equipped with **hoses support system**, and versions 5s and 6s are equipped with **hose reels**. These different solutions optimize the **crane design and management of the hoses**.



## A good option: the Quickfaster device

If you want to save even more time in mounting and demounting the jib or other accessories on the crane, for the model 175.2 you can ask for the **Quickfaster device**, allowing you to connect all the hoses in one time.



## Technology for the best performance

On the rack, the first and the second booms, Effer 175.2 has sensors to detect the exact geometry of the crane. In this way, **the system allows you to always work with optimized performance in any configuration.**



## Maximum safety for operator onboard

As an option, **stand up operator platform** next to the column of the crane is a very useful function in accordance with all current safety regulations, for those who work **loading and unloading materials** with the crane, and also for the **gardening** sector.



## Side adjustment pads

Effer adjustment pads **minimize structural clearance of boom cylinders.** In this way the crane boom keeps straight for the maximum safety, especially in case of vertical work.

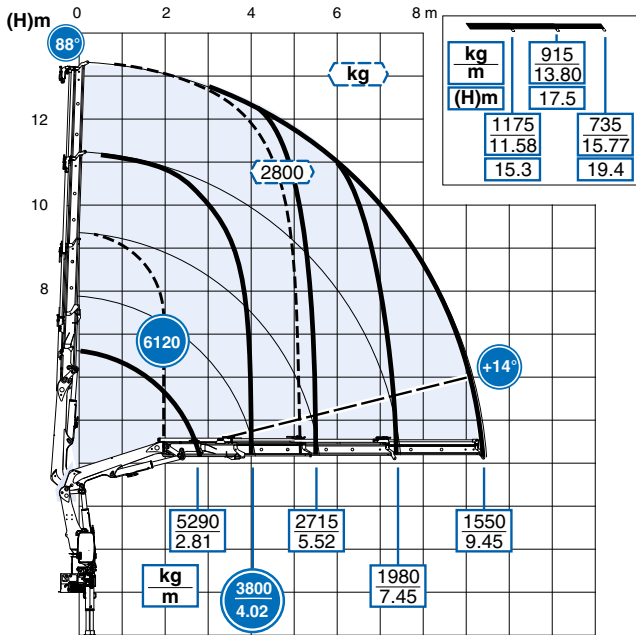


Advantages

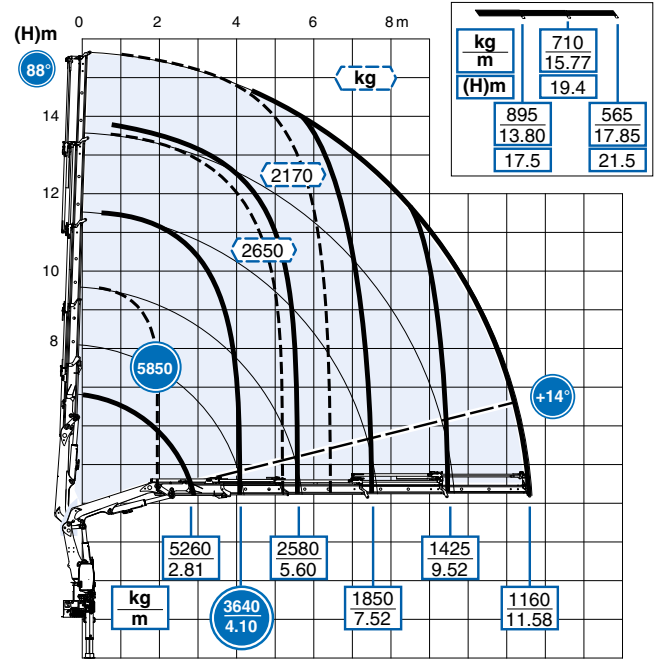


# Performance

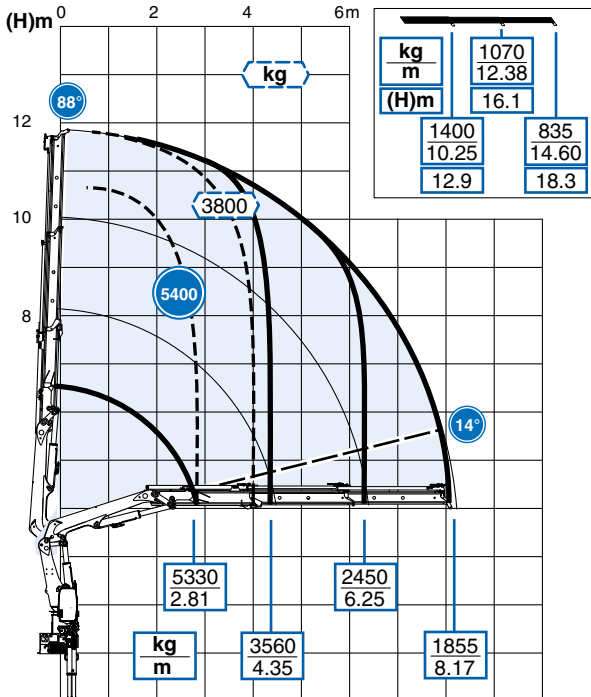
## C3S



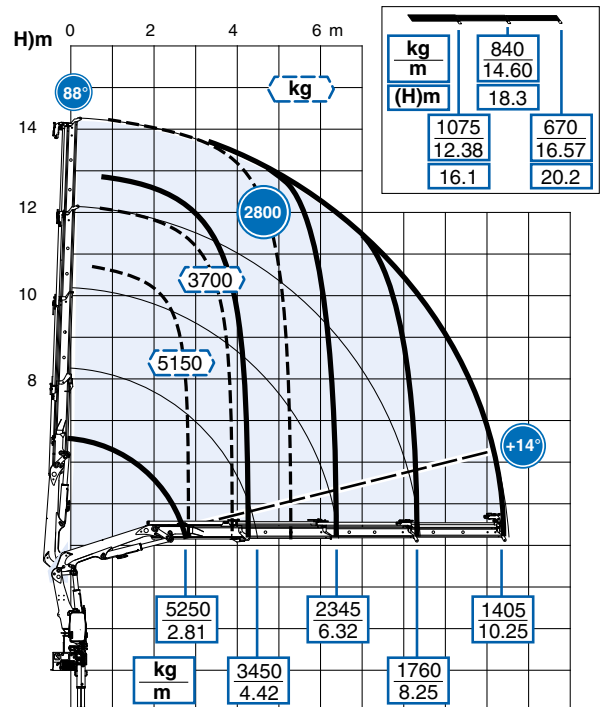
## C4S



## 2S

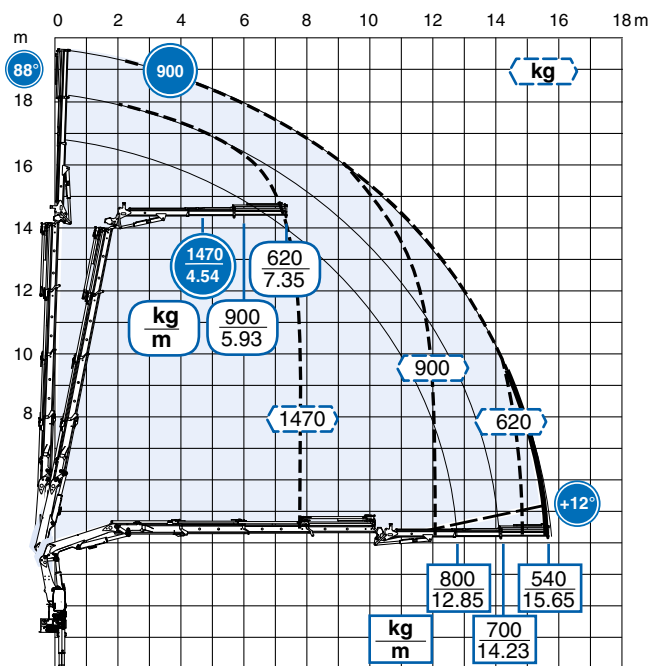


## 3S

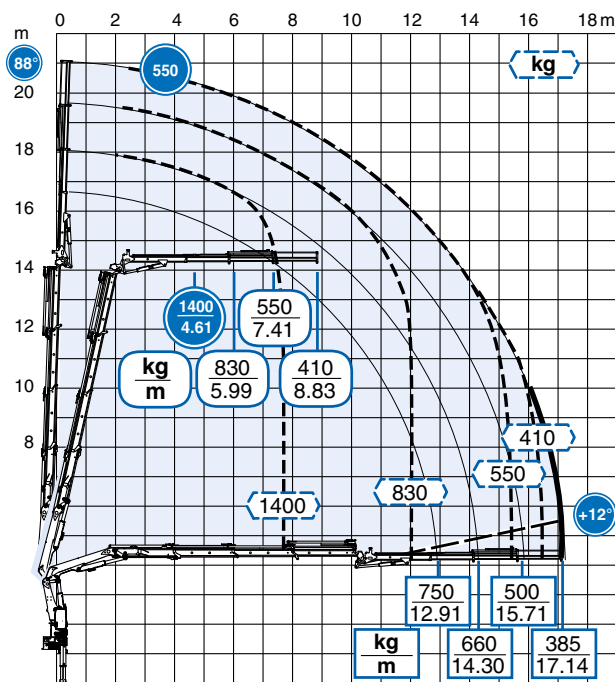




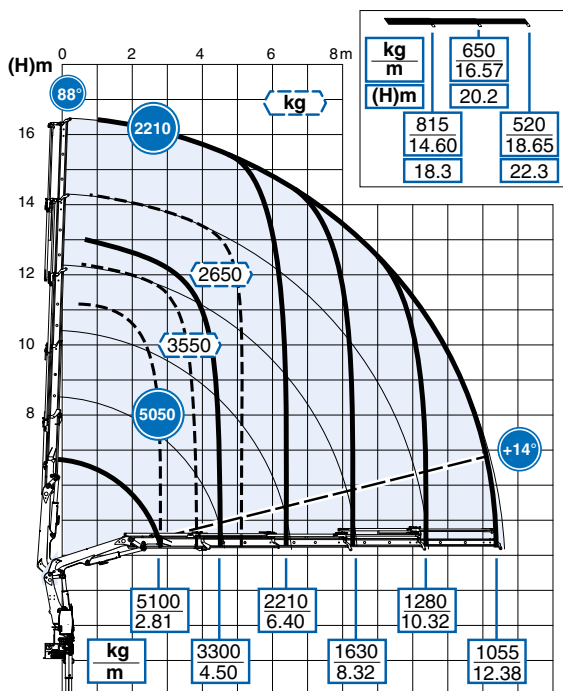
### 3S + JIB 2S



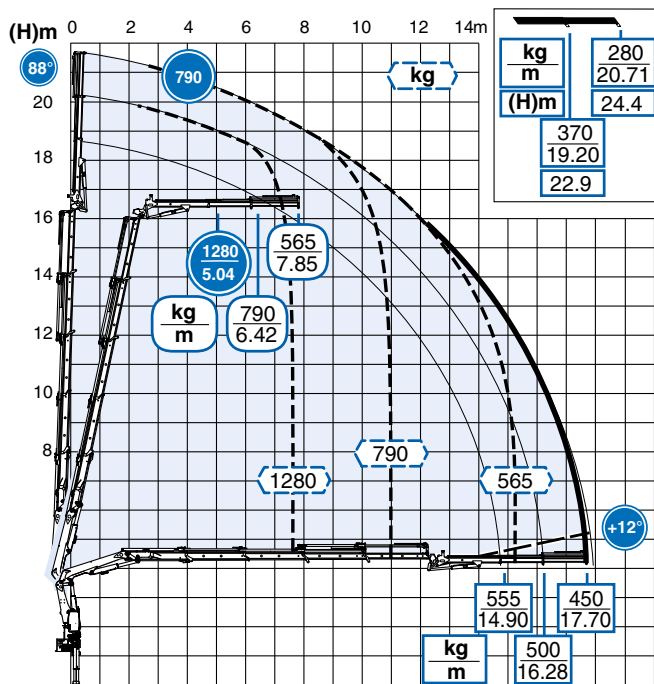
### 3S + JIB 3S



### 4S

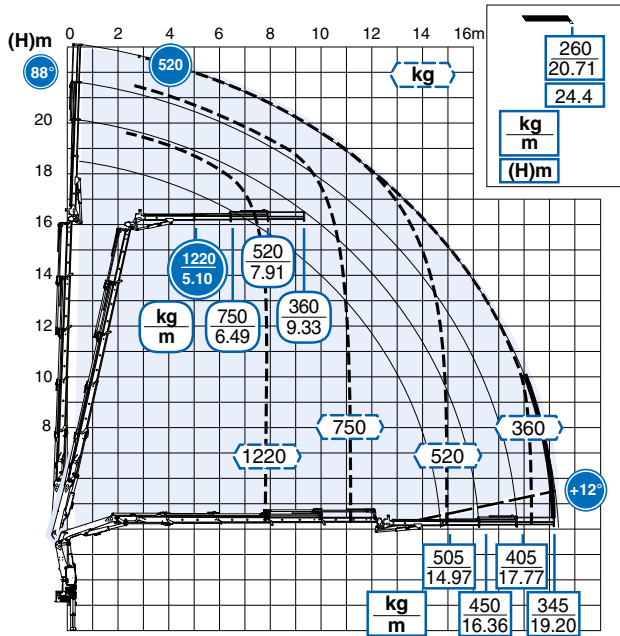


### 4S + JIB 2S

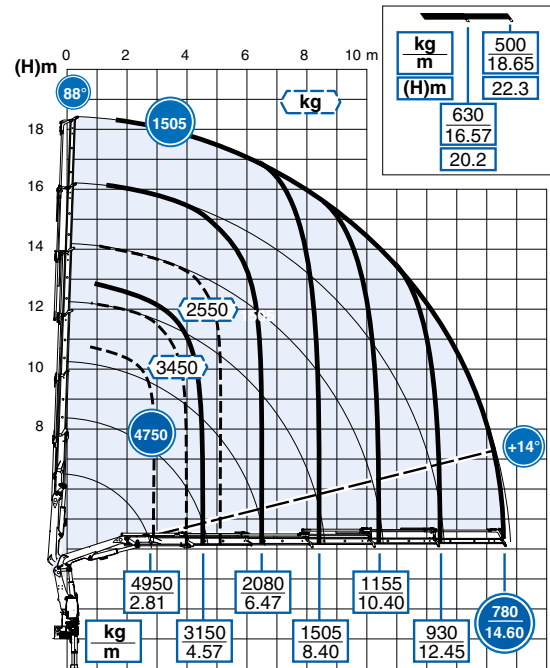


Performance

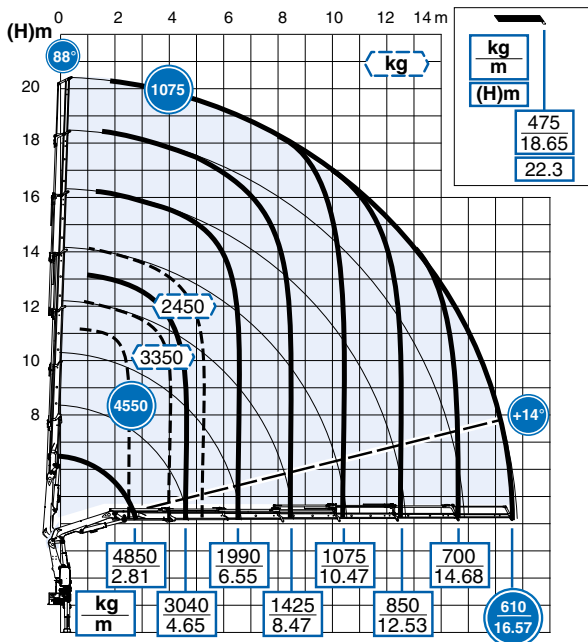
## 4S + JIB 3S



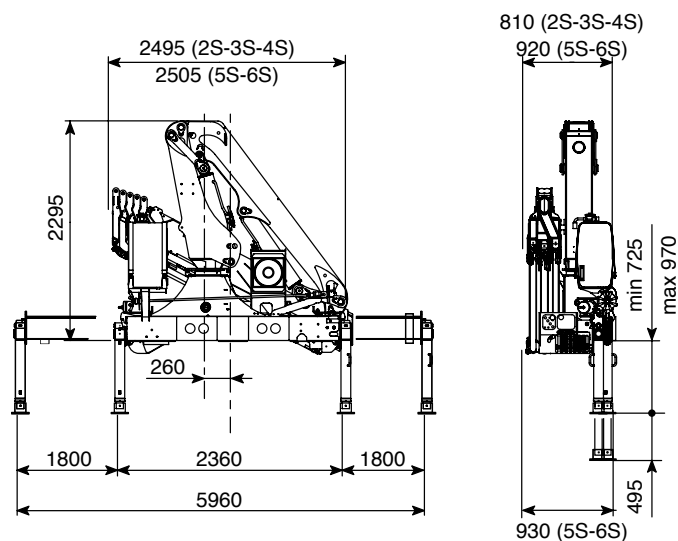
## 5S



## 6S



# Technical data



DESCRIPTION	UNIT OF MEASURE	2S	3S	4S	5S	6S
Max. hydraulic outreach	m	8,32	10,40	12,53	14,75	16,72
Max. lifting moment (+20°)	kgm	15480	15260	14840	14400	14130
	kNm	152	150	145	141	139
Slewing arc	[°]	endless				
Slewing Capacity - Max slope	%	8,7				
Working pressure	bar	375				
Recommended oil delivery	l/min	60				
Oil tank capacity	l	80				
Weight of the standard crane (± 2%)	kg	1895	2025	2150	2260	2345

## CRANE DESIGNED ACCORDING TO STANDARDS UNI EN 12999 HC1 S1 HD4

The configurations and figures contained in the brochure are illustrative. For information on the complete offer and for more technical details, ask your Effer dealer or consult the website [www.effer.com](http://www.effer.com). The above data are subject to change. Lifting capacity is based on the maximum lifting power of the crane. The stability of the truck may require a reduction of lifting capacity.



## EFFER S.p.A.

Via IV Novembre, 12 | 40061 Minerbio (BO) – Italy  
Tel. +39 051 4181211 | Fax. +39 051 4181491  
S.P. 40 ex Vicinale Accetta Grande | 74010 Statte (TA) – Italy  
Tel +39 099 4700191  
[www.effer.com](http://www.effer.com) | [www.effermarine.com](http://www.effermarine.com) | [info@effer.it](mailto:info@effer.it)

