

# HIGH REACH ROUGH TERRAIN TELEHANDLER

## GTH™-1056

## Specifications

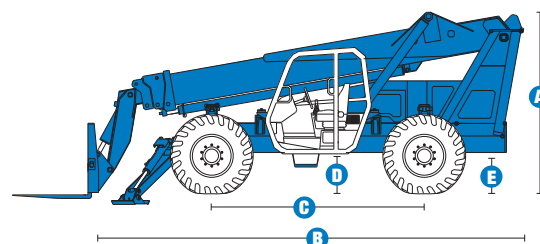
MODEL GTH™-1056		
MEASUREMENTS	US	Metric
Maximum lift height	56 ft	17.07 m
Reach	40 ft	12.19 m
Reach at maximum height	5 ft 4 in	1.63 m
<b>A</b> Height, stowed	9 ft 9 in	2.97 m
<b>B</b> Length, stowed (without forks)	23 ft	7.01 m
Width	8 ft 6 in	2.59 m
<b>C</b> Wheelbase	11 ft 3 in	3.43 m
<b>D</b> Ground clearance, center	1 ft 7 in	0.48 m
<b>E</b> Ground clearance, axle	1 ft 7 in	0.48 m
Fork cross section	2.25 x 4 in	0.06 x 0.10 m

PRODUCTIVITY		
Maximum lift capacity	10,000 lbs	4,536 kg
Lift capacity at maximum height	4,000 lbs	1,814 kg
Lift capacity at maximum reach	2,000 lbs	907 kg
Drive speed	19 mph	30.6 km/h
Draw bar pull	26,500 lbs	12,020 kg
Turning radius, outside (4WS)	17 ft 3 in	5.26 m
Auxiliary hydraulic flow	4 or 7 gpm	11 or 26 lpm
Auxiliary hydraulic pressure	2,250 psi	155 bar
Tires, standard size	14 x 24 in, 12 ply	

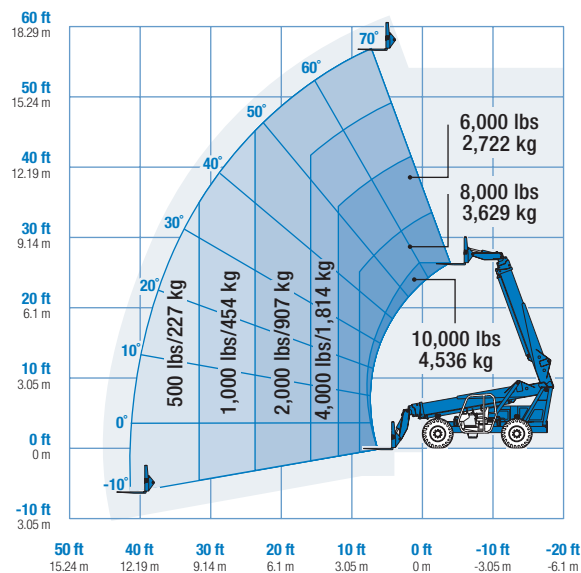
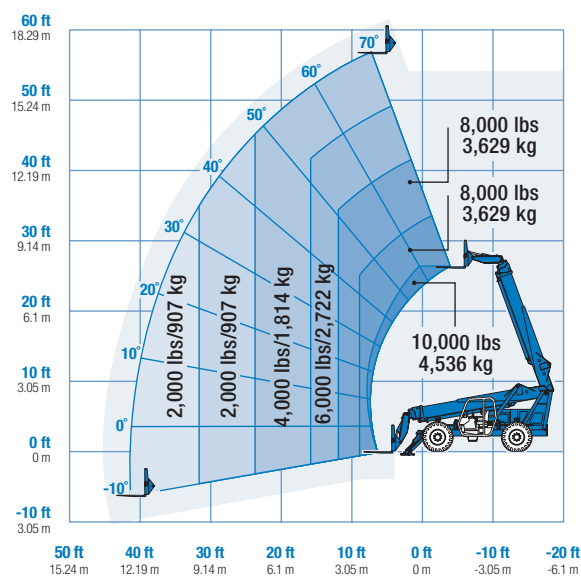
POWER		
Power source	John Deere 4045TF275 4 cylinder diesel 125 hp (93.2 kW)	
Hydraulic tank capacity	48 gal	182 liters
Hydraulic system capacity (w/tank)	66 gal	250 liters
Fuel tank capacity	30 gal	114 liters

WEIGHT		
Weight*	31,200 lbs	14,152 kg

**STANDARDS COMPLIANCE** ASME B 56.6, ISO 8471, ISO 8449



### RANGE OF MOTION GTH™-1056



\* Weight will vary depending on options and/or country standards.

## Features

### STANDARD FEATURES

#### MEASUREMENTS

- 10,000 lb (4,536 kg) maximum lift capacity
- 56 foot (17.07 m) maximum lift height
- 40 foot (12.19 m) maximum reach

#### PRODUCTIVITY

- 4WD
- 4WS
- 3-speed forward and reverse powershift transmission
- Power assisted steering
- Internal multiple wet disc brakes
- Limited slip front axle differential
- Spring applied, hydraulic release emergency parking brake
- 14 x 24 in 12-ply, calcium chloride filled tires
- Front axle differential lock
- Rear axle lock-up
- Twin pivot mounted stabilizers
- High efficiency/variable displacement hydraulic pump
- ROPS/FOPS canopy (ISO compliant)
- Multi-function joystick controller
- Fully hydraulic proportional boom controls
- Rear window
- Machine level indicator
- Full instrumentation
- 48 in carriage (pin on)
- 48 in pallet forks
- Boom angle indicator

#### POWER

- John Deere 125 hp Tier II turbo-charged diesel engine

### OPTIONS & ACCESSORIES

#### PRODUCTIVITY

- Fully enclosed cab (includes full glass, defroster, wiper, right-side sliding window, split door)
- Fully enclosed cab with air conditioning
- Wiper
- Defroster fan
- Right-side sliding window
- Glass over skylight bars
- Front window
- Front screen
- Right-side screen
- Cab heater
- Adjustable suspension seat
- Dual joystick controls
- Strobe light
- Work lights (2 cab mounted front, 1 back-up, 2 stop/tail)
- Road lights (2 cab mounted front, 1 back-up, 2 rear stop/turn/tail, 2 front turn)
- Auxiliary hydraulic circuit
- Fenders (set of 4)
- Mounted disposable fire extinguisher

#### ATTACHMENT OPTIONS

- Carriages
  - 60 in (1.52 m) swing carriage
  - 72 in (1.83 m) swing carriage
  - 60 in (1.52 m) wide fork frame
  - 72 in (1.83 m) wide fork frame
  - 48 in (1.22 m) rotating fork frame
  - 60 in (1.52 m) rotating fork frame
  - 72 in (1.83 m) rotating fork frame



- Forks (in addition to standard 48 in pallet forks)
  - 60 in (1.52 m) pallet forks (set of two) 2 x 4 x 60 in (.05 x .10 x 1.52 m)
  - 72 in (1.83 m) pallet forks (set of two) 2 x 4 x 72 in (.05 x .10 x 1.83 m)
  - 60 in (1.52 m) full taper forks (set of two) 2.25 x 5 x 60 in (.06 x .13 x 1.52 m)
  - 60 in (1.52 m) lumber forks (set of two) 1.75 x 7 x 60 in (.04 x .18 x 1.52 m)
  - Cubing tines (set of 4)
- Bucket
  - Light duty rubbish bucket
- Variable reach truss boom
  - 2,000 lb (907 kg) capacity at 8 ft (2.44 m)
  - 1,500 lb (680 kg) capacity at 10 ft (3.05 m)
  - 1,000 lb (454 kg) capacity at 12 ft (3.66 m)
  - 750 lb (340 kg) capacity at 14 ft (4.27 m)

#### ENGINE OPTIONS

- Electric ether aid
- Electric block heater

#### TIRE OPTIONS

- 14 x 24 in 12-ply foam-filled tires
- 14 x 24 in 12-ply foam-filled rock lug tires

### Genie United States

18340 NE 76th Street  
P.O. Box 97030  
Redmond, Washington 98073-9730

Telephone **(425) 881-1800**  
Toll Free in USA/Canada **800-536-1800**  
Fax (425) 883-3475

### Genie Europe

The Maltings,  
Wharf Road  
Grantham NG31 6BH  
U.K.

Telephone **+44 (0)1476 584333**  
Fax +44 (0)1476 584334

Email: [infoeurope@genieind.com](mailto:infoeurope@genieind.com)

### Distributed By:

For further information, please contact your local distributor or the Genie Industries sales office listed. Product specifications are subject to change without notice or obligation. The photographs and drawings in this brochure are for illustrative purposes only. Refer to the appropriate Operator's Manual for instructions on the proper use of this equipment. Failure to follow the appropriate Operator's Manual when using our equipment or to otherwise act irresponsibly may result in serious injury or death. Prices and specifications subject to change without notice. The only warranty applicable is the standard written warranty applicable to the particular product and sale. Genie makes no other warranty, expressed or implied. Products and services listed may be trademarks, service marks or trade-names of TEREX Corporation and/or its subsidiaries in the USA and other countries and all rights are reserved. Copyright © 2006 Genie Industries, Inc. "Genie" is a Registered Trademark of Genie Industries, Inc. in the USA and many other countries. Genie is a TEREX Company.