



HA100 RTJ PRO

Outstanding rough terrain driving features

- Unrestricted working envelope with maximum outreach
- Oscillating axle
- Differential wheel lock
- 95 seconds to full height thanks to fully proportional controls and simultaneous boom functions

Optimized serviceability

- Fully modular basket for quick and easy repairs
- Easy access to all components
- Self-diagnosis tool integrated on the lower control box

Reliable and safe

- Optional Haulotte Activ'Shield™ Bar
- Rigid boom construction



Haulotte



HA100 RTJ PRO

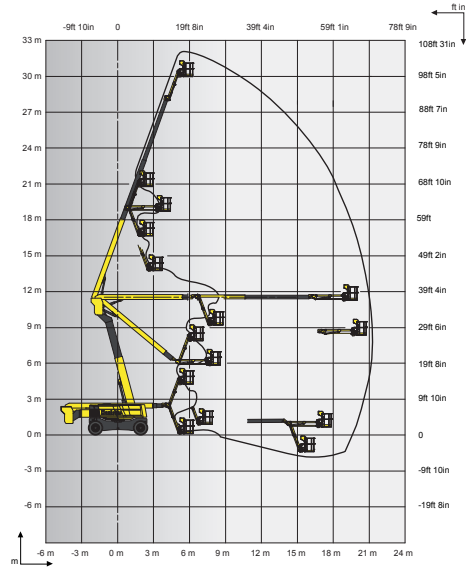
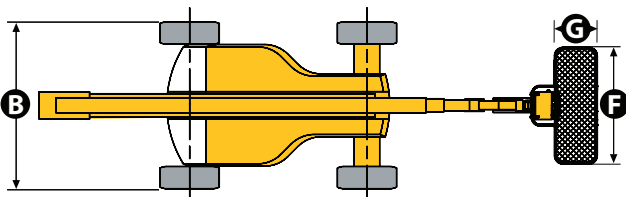
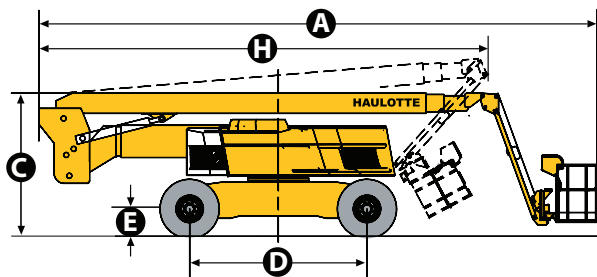
ROUGH TERRAIN ARTICULATING BOOMS



TECHNICAL DATA

HA100 RTJ PRO

Working height	103 ft 9 in
Platform height	97 ft 9 in
Horizontal outreach	70 ft 10 in
Up and over height	37 ft 3 in
Below ground reach	18 ft 1 in
Lift capacity	550 lbs
F x G Platform size	8 ft x 3 ft
A Length	38 ft 5 in
H Transport length	29 ft 2 in
B Width	8 ft 4 in
Width - with extended axles	10 ft 10 in
C Height - stowed	9 ft 2 in
Transport height	12 ft 4 in
Vertical jib rotation	140° (+70/-70)
Platform rotation	180° (+90/-90)
Turntable rotation	360° continuous
Tailswing	10 ft 10 in
D Wheelbase	11 ft 6 in
E Ground clearance	15 in
Tilt alarm	5°
Drive speed	0.3 - 3.1 mph
Gradeability	45 %
Outside turning radius - extended axle	18 ft 10 in
Tires	445/65-22.5
Engine	TIER 3: PERKINS 55.5 kW (EU) / 62.4 kW (ROW) TIER 4: DEUTZ 55 kW
Weight	44,321 lbs



STANDARD EQUIPMENT

- 4 wheel drive and 4 wheel steer
- Front oscillating axle
- 2 extendable axles
- Differential wheel lock
- Proportional controls
- 4 simultaneous movements
- 550lbs (2 persons) load capacity unrestricted working envelope
- Standard modular large platform with swing door entry gate
- Upper control box protection cover and tool tray in plastic ultra-solid material
- AC power to the platform
- Safe to use in winds up to 60km/h - 37mph
- Tilt / load alarm and light
- Electric pump system and emergency descent
- 12 V battery / electrical control system
- Towing hooks
- Hourmeter
- Low fuel level indicator (upper control box)
- Engine pre-heater with light indicator
- Basket compensation +/-10°
- Travel alarm
- Flashing beacon
- Swing out engine tray
- Optional Haulotte Activ' Shield™ Bar

OPTIONS AND ACCESSORIES

- On-board hydraulic 3.5 kW generator
- Lateral swing door entry gate (standard on US machines)
- Glazier pack
- Pipe cradle
- Hydraulic oil cooler
- Hydraulic oil in tank and circuit for warm countries
- Biodegradable hydraulic oil
- Automatic overspeed air shutdown valve (electric one-way valve, flame arrestor, spark arrestor)
- Cold weather kit
- Air line to platform
- Cap with key for diesel tank
- 55W platform worklight
- Haulotte Activ' Shield™ Bar

400024800 - We reserve the right to modify the technical characteristics of this document without notice - 04/2017