

HIAB 255 K Range 167,000-180,000 ft-lbs (23-25 tm)



Product brochure



The king at building sites



A crane with impressive efficiency

The HIAB 255 K is a dedicated wall board crane giving you greater lift capacity at higher levels and faster loading and unloading. The close-in reach of the crane and the flexibility of the hydraulic fork allows the crane to easily handle all bundles of drywall, that can be stacked up 4-high. An ergonomically designed high seat (optional) allows the operator to track the boom-tip through the entire slewing sector, minimizing the danger resulting from blind angles. The advanced fully proportional HIAB Valve 91 combines fast load cycling speed with the highest precision.

In-Line K-boom

This non-foldable boom system has geometries that are ideally suited for meeting the demands of the building materials industries. It has an extra long inner boom and a short outer boom and extensions. The long inner boom provides faster moves from far out to close-in, giving greatly improved load cycle speed.

Front runners in boom design

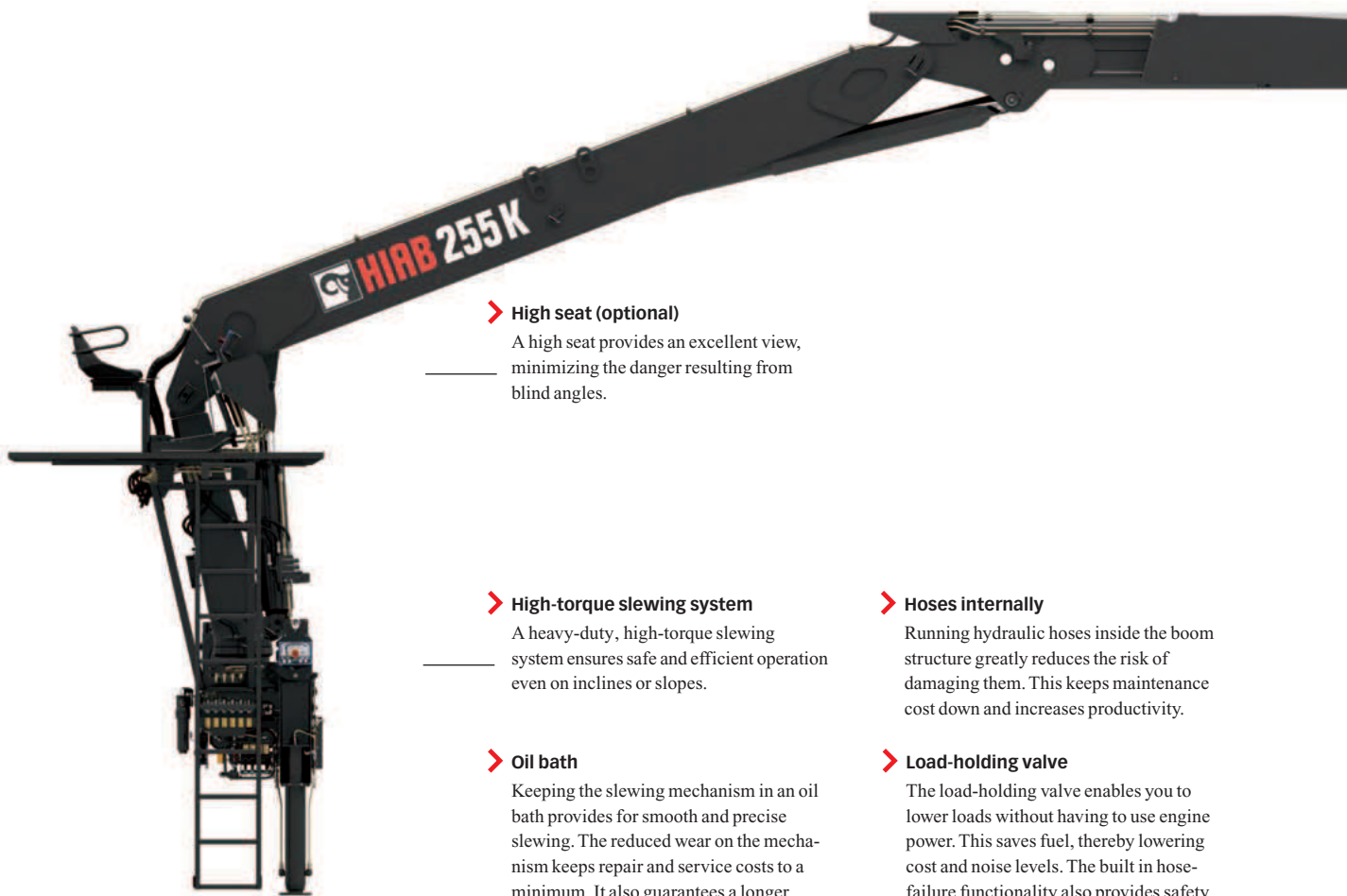
A Hiab crane is built to withstand extreme loading under all kinds of circumstances, in all field conditions. Keeping the boom reliable, tough and sturdy under extreme loading has made Hiab a world leader in crane boom engineering. Taking a closer look at the crane, one can point out a number of features that our customers benefit from.

Hexagonal boom profile

The hexagonal profile ensures the boom is always in perfect balance, due to its shape and big support surface. The profile also minimizes boom deflection. This reduces maintenance costs and increases efficiency.

> In-Line K-boom

The long inner boom gives faster loading and unloading of goods. It also enables higher lifting height close to the column.



> High seat (optional)

A high seat provides an excellent view, minimizing the danger resulting from blind angles.

> High-torque slewing system

A heavy-duty, high-torque slewing system ensures safe and efficient operation even on inclines or slopes.

> Oil bath

Keeping the slewing mechanism in an oil bath provides for smooth and precise slewing. The reduced wear on the mechanism keeps repair and service costs to a minimum. It also guarantees a longer crane life.

> Hoses internally

Running hydraulic hoses inside the boom structure greatly reduces the risk of damaging them. This keeps maintenance cost down and increases productivity.

> Load-holding valve

The load-holding valve enables you to lower loads without having to use engine power. This saves fuel, thereby lowering cost and noise levels. The built in hose-failure functionality also provides safety in the unlikely case that a hydraulic hose should burst.

➤ **Hexagonal boom profile**

The hexagonal profile ensures the boom is always in perfect balance, thanks to its shape and its big support surface. The profile also minimizes boom deflection. This reduces maintenance costs and increases efficiency.

➤ **Side supports for stability**

Side supports fitted on each boom extension stabilize the boom laterally and minimize the play. This increases precision and is especially beneficial on boom systems with long outreach.

➤ **Optional pallet fork**

The pallet fork provides maximum efficiency when handling palletized goods and stacked drywall. A counterbalance valve prevents self-acting unfolding.

➤ **JIC couplings**

JIC couplings are standard on most Hiab cranes. They assure easy and secure coupling, and are still very simple to disconnect for service.

➤ **Large slide pads**

The hexagonal profile enables the use of larger slide pads. This makes the extensions move smoother and reduces mechanical wear on the boom.




HIAB 255 K Range 167,000-180,000 ft-lbs (23-25 tm)

> Valve 91


The HIAB Valve 91 represents the pinnacle of hydraulic valve technology. It is load-sensing and pressure-compensated which improves both speed and precision. It features a long range of top class abilities, among one is that the same control lever movement always produces the same crane response, whether you are using one or more functions, with light or heavy load. This keeps the lifting and other crane functions running simultaneously at the same relative speed. The HIAB Valve 91 gives your crane the ability to be controlled with fingertip precision regardless of how far out the crane tip is, invaluable in confined spaces.

> Operating your crane by remote control

The benefit of Hiab's remote control units ensures that the crane operator can be positioned at the best possible location when operating the crane. This leads to more efficient, comfortable work and also increases safety. A further spin-off effect is that you can be your own loading assistant due to the fact that you can position yourself next to the load, or wherever the loading assistant would be standing. Your tasks will be completed faster and at a lower cost.

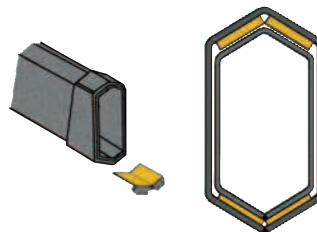


▲ Valve 91



▲ JIC couplings

With JIC couplings the time it takes to service a crane is shorter. No additional parts or packings are needed, leading to secure coupling with mechanical tightening only. The service intervals are longer, keeping maintenance costs down.



▲ Large slide pads

Large slide pads reduce friction and wear keeping maintenance costs low. Also the Hiab boom systems needs no greasing, and thus it is kept cleaner than those of our competitors'.

◀ High seat (optional)

A high seat provides an excellent view, which minimizes the danger resulting from blind angles. Positioned in the high seat the operator is also at a very safe position. Levers mounted directly onto the control valve gives a superb feel of the load.





HIAB

Hiab is part of Carlgötec Corporation

