


3220-K



- power to lift





| Loading group HC1/HD5/B3 | | 3220-K2 | 3220-K3 | 3220-K4 | 3220-K5 | 3220-K6 | 3220-K7 | 3220-K8 |
|--|-------|---------|---------|---------|---------|---------|---------|---------|
| Type | | | | | KX+ | | | |
| Hoist drive | | | | | HD5 | | | |
| Technical data | | | | | | | | |
| Load moment | tm | 30.7 | 29.8 | 29.5 | 28.7 | 27.9 | 27.8 | 27.1 |
| Hydraulic reach | m | 8.3 | 10.3 | 12.4 | 14.6 | 16.8 | 19 | 21.3 |
| Slewing torque | kgm | | | | 3800 | | | |
| Slewing angle | ° | | | | cont. | | | |
| Working pressure | bar | | | | 365 | | | |
| Weight excl. stabilizers | kg | 2760 | 2960 | 3160 | 3330 | 3490 | 3640 | 3765 |
| Weight of stabilizers, standard | kg | | | | 365 | | | |
| Pump performance | l/min | | | | 80-110 | | | |
| Oil tank capacity, separate tank | l | | | | 160 | | | |
| Power consumption | kW | | | | 49-68 | | | |
| Geometry | | | | | | | | |
| Height above mounting surface | mm | | | | 2350 | | | |
| Width, folded | mm | | | | 2500 | | | |
| Length of crane, no extra valves | mm | 1034 | 1034 | 1034 | 1034 | 1034 | 1130 | 1130 |
| Hook height 1.5 m from column | m | 2.5 | 2.5 | 2.4 | 2.4 | 2.3 | 2.3 | 2.3 |
| Dual Power Plus link arm system | | | | | Yes | | | |
| Over-bending on crane | ° | | | | 15 | | | |
| Over-bending on Fly-Jib | ° | | | | 20 | 20 | | |
| Control mode | | | | | | | | |
| Radio remote control of crane and stabilizer beams | | | | | Basic* | | | |
| Remote control box with HMF InfoCentre | | | | | Basic* | | | |
| Remote control box, linear control levers (L) or joysticks (J) | | | | | L / J* | | | |
| Controls | | | | | | | | |
| RCL 5300 Safety System | | | | | Basic* | | | |
| Proportional control valve type (-d) for radio remote control | | | | | Basic* | | | |
| 4 radio remote controlled stabilizer functions (crane) | | | | | Basic* | | | |
| Electronic speed adaptation system HDL-d | | | | | Basic* | | | |
| Options: Hydraulic equipment | | | | | | | | |
| Oil cooler | | | | | Option* | | | |
| Fly-Jib 600 with 3 or 4 hydr. extensions | | | | | | Option | | |
| Fly-Jib 1000 with 4 or 5 hydr. extensions | | | | | Option | | | |
| 2500 kg hydraulic winch on the crane | | | | | Option* | | | |
| 2500 kg hydraulic winch over the Fly-Jib | | | | | Option | Option | | |
| 2 or 4 extra radio remote controlled stabilizer functions | | | | | Option* | | | |
| Extra valves in hose guides | | Option | Option | Option | Option | Option | | |
| Extra valves in hose reels internally in the jib extensions | | Option | Option | Option | Option | Option | | |
| Extra valves in external hose reels | | | | | | | Option | Option |
| 160 l oil tank mounted on the crane | | | | | Option* | | | |
| Other accessories | | | | | | | | |
| Number of manual extensions | | | | | Option* | | | |
| Work light on crane | | | | | Option* | | | |
| Work light on Fly-Jib | | | | | Option | Option | | |
| Available radio remote controlled valve section fitted on the base | | | | | Option* | | | |
| 1 or 2 extra valves on Fly-Jib in hose reels | | | | | Option | Option | | |




RCL 5300

The RCL 5300 monitors the load moment of the crane as well as the vehicle stability and thereby, the safety of the crane operator.




Radio remote control

HMF's radio remote control offers an efficient, precise, safe and labour-saving tool.



HMF InfoCentre

The HMF InfoCentre indicates the functional condition of the crane as well as the reasons for crane stops and errors. With EVS, the current stability of the vehicle is also indicated.



Continuous slewing area

With HMF's powerful continuous slewing system, the working area of the crane is 360° - without stop.

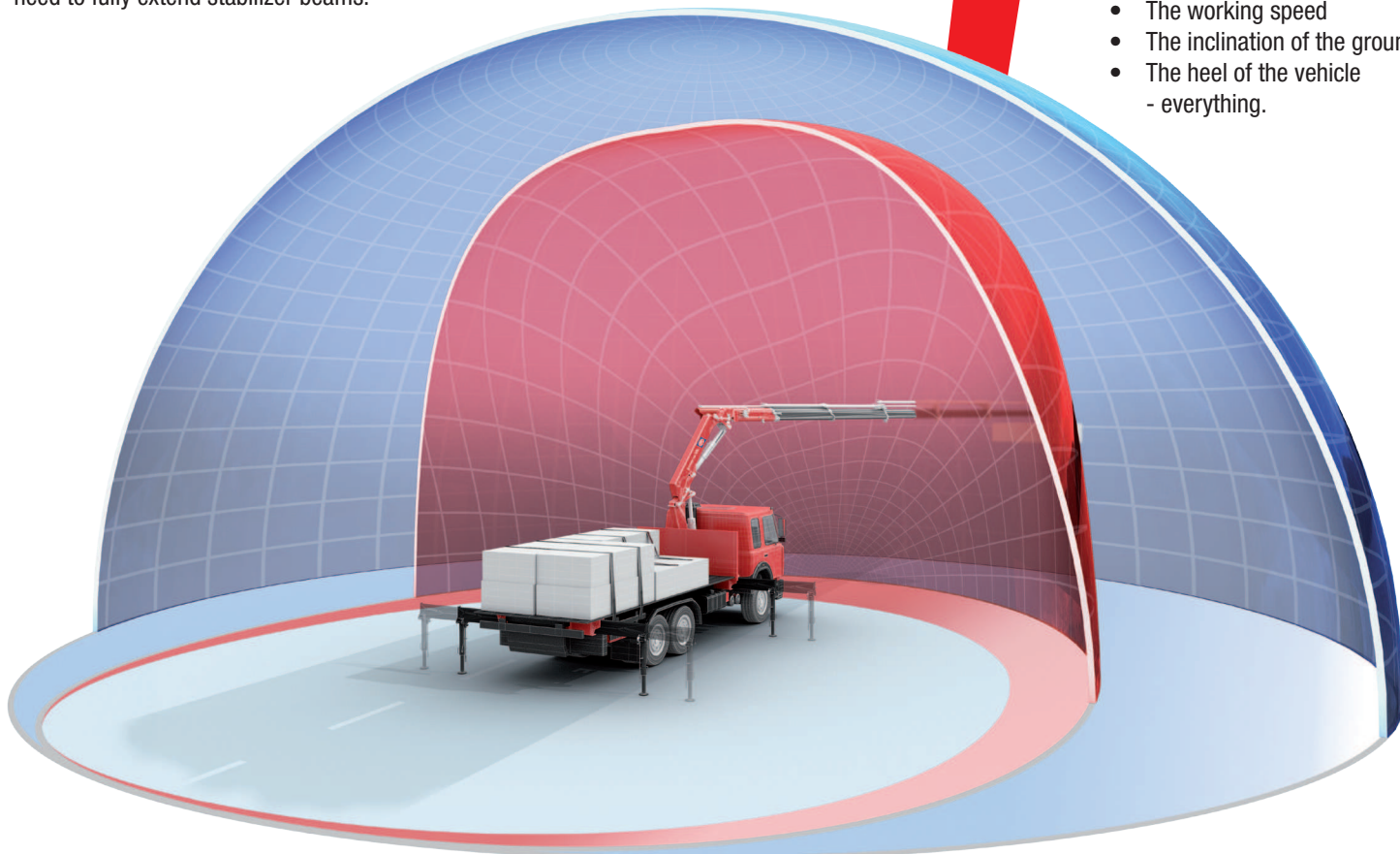


EVS provides full Capacity right to the Limit - also in high Positions

The EVS stability safety system allows you to work with the crane to its maximum permissible lifting capacity - within the 360° movement, including over the driver's cab without the need to fully extend stabilizer beams.

The EVS system carries out active monitoring of vehicle stability in the entire 360° working area around the vehicle. The system includes all current conditions:


- The load on the vehicle
- The load moment of the crane
- The working speed
- The inclination of the ground
- The heel of the vehicle - everything.



MEWP

HMF offers a series of personnel baskets also called MEWPs (Mobile Elevating Work Platform), covering every need and providing maximum safety for the personnel.

All HMF's personnel baskets comply with the strict rules for safety in the EN280 standard.



Fly-Jibs

HMF provides different types of Fly-Jibs; It is possible to lead the winch via the Fly-Jib. HMF Fly-Jibs are available with extra valves, and this means that you can for example fit a grab on the Fly-Jib.



Minimum space requirements

Minimum space requirements for the large crane range give you more space on the truck body - and better economy.




- power to lift


HMF 3220-K2



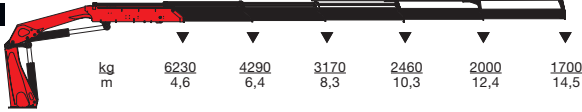
HMF 3220-K3



HMF 3220-K4



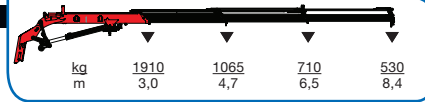
HMF 3220-K5



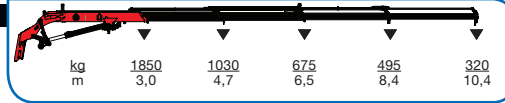
HMF 3220-K6



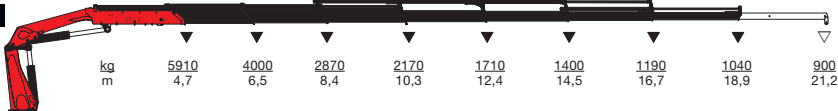
HMF FJ600-K3



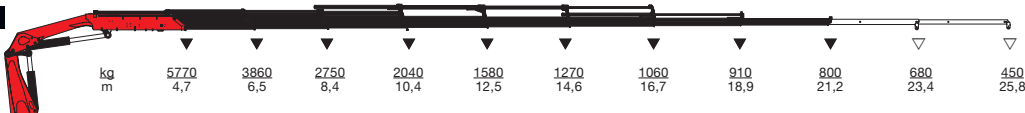
HMF FJ600-K4



HMF 3220-K7



HMF 3220-K8



▼ Lifting capacity, no manual extensions
▽ Lifting capacity with manual extensions



Z008654-05

We reserve the right to introduce improvements and modifications



- power to lift

HMF Group A/S

Oddervej 200 · DK-8270 Højbjerg
Tlf.: +45 8627 0800 · Fax +45 8627 0744 · info@hmf.dk

www.hmf.dk

Courtesy of Crane.Market