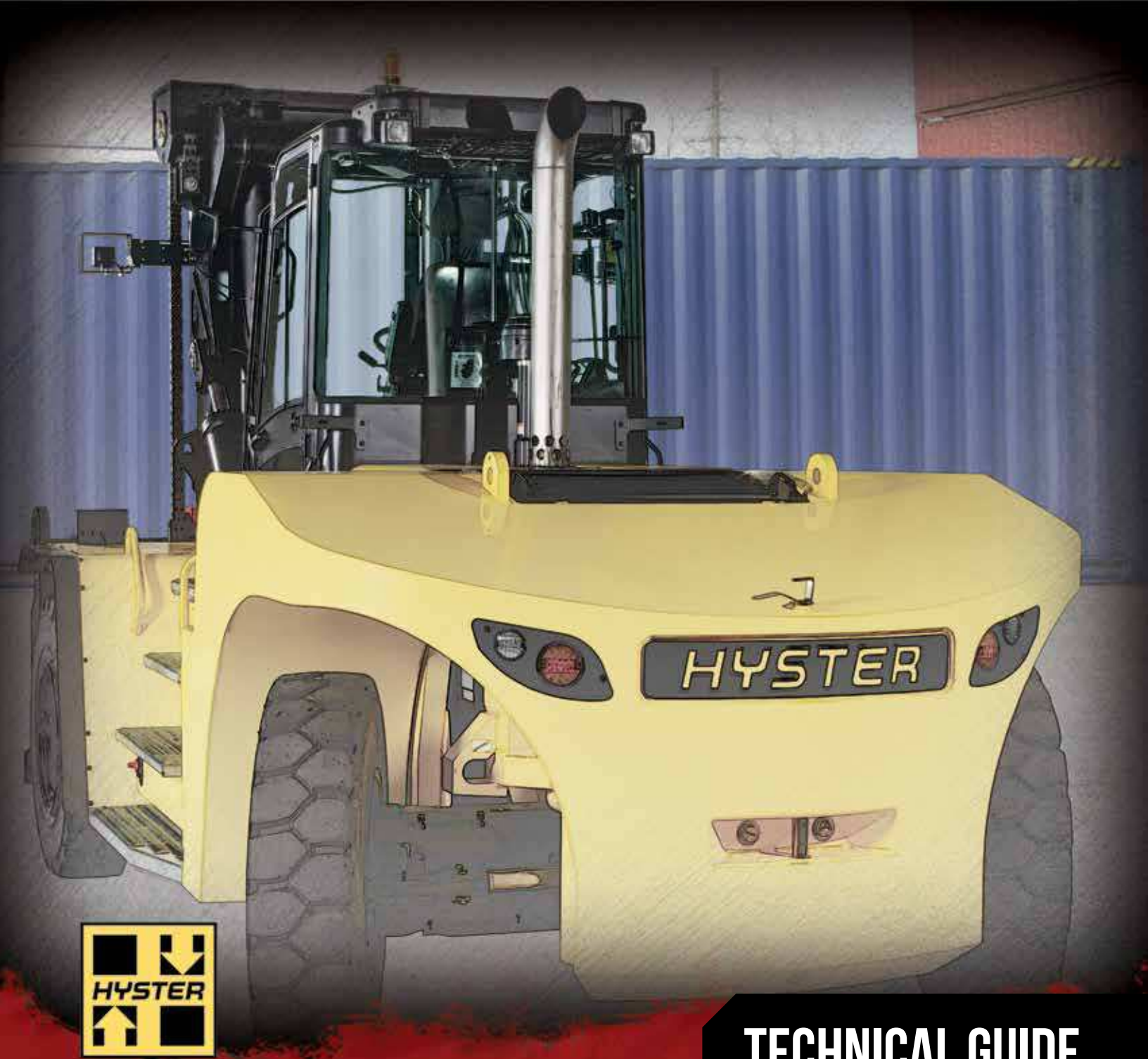


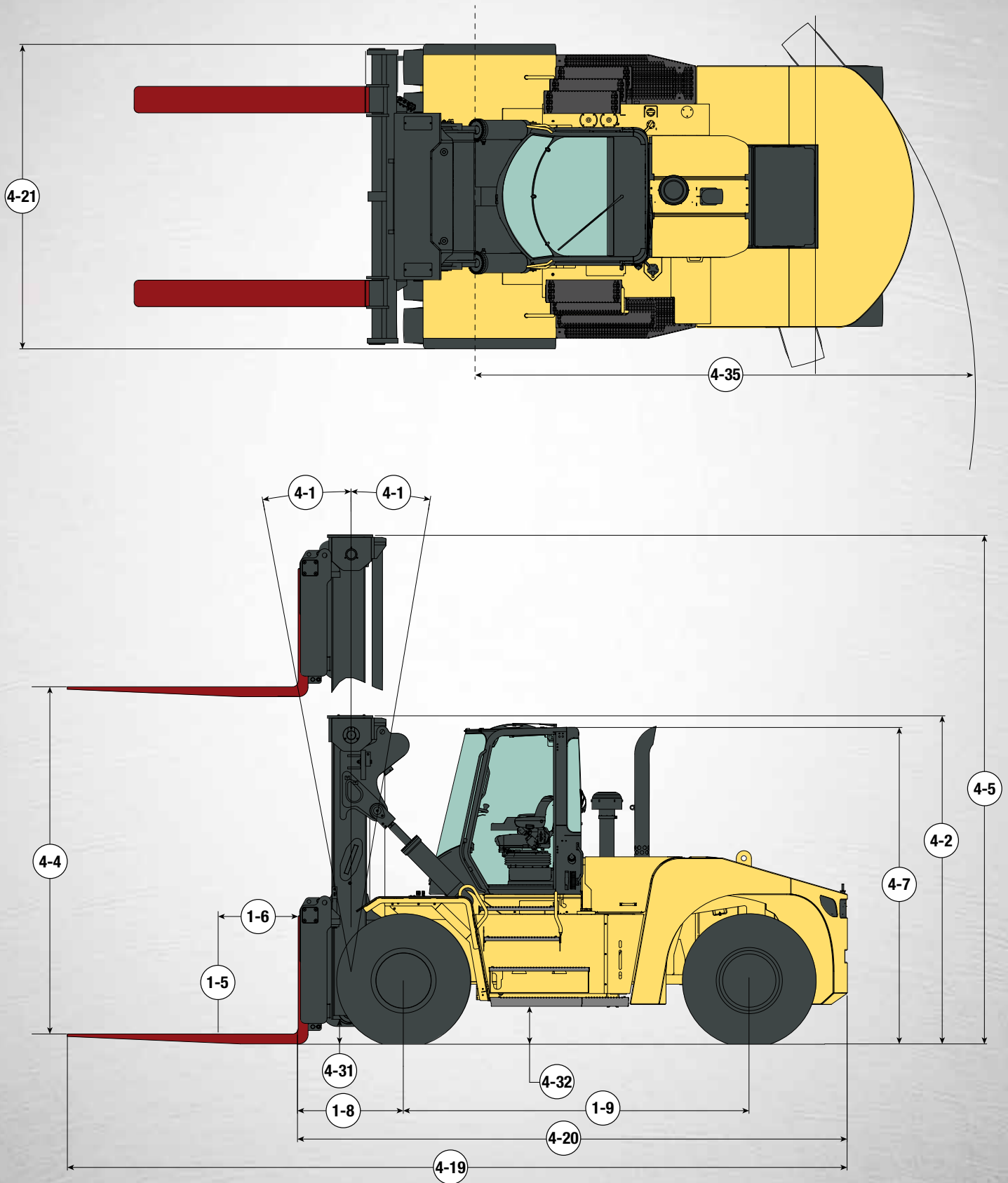
H550-700HD/S SERIES



**STRONG PARTNERS.
TOUGH TRUCKS.™**

TECHNICAL GUIDE
High Capacity Forklift Truck

H550-700HD/S DIMENSIONS



H550-700HDS SPECIFICATIONS

	Description	Units		English	Metric	English	Metric	English	Metric	
GENERAL	1-1	Manufacturer		HYSTER		HYSTER		HYSTER		
	1-2	Model designation		H550HDS		H550HDS		H700HDS		
	1-5	Rated load capacity		lbs	kg	55,000	24,948	65,000	29,483	
	1-6	Load center		in	mm	36	914	36	914	
	1-8	Load distance		in	mm	44	1115	45	1150	
	1-9	Wheelbase		in	mm	144	3655	155	3935	
WEIGHTS	2-1	Total truck weight without load		lbs	kg	80,658	36,586	96,450	43,749	
	2-2a	Axle loading with load		lbs	kg	124,993	56,696	147,430	66,873	
		front								
	2-2b	rear		lbs	kg	10,666	4838	14,019	6359	
		Axle loading without load		lbs	kg	39,608	17,966	48,319	21,917	48,425
front										
2-3b	rear		lbs	kg	41,052	18,621	48,131	21,832		
WHEELS	3-1	Tire type		Pneumatic		Pneumatic		Pneumatic		
	3-2	Tire size		front	14.00 x 24-28PR		16.00 x 25-32PR		16.00 x 25-32PR	
		rear			14.00 x 24-28PR		16.00 x 25-32PR		16.00 x 25-32PR	
3-3										
DIMENSIONS	4-1	Mast tilt, forward / back		degrees		6 / 10		6 / 10		
	4-2	Height of mast lowered		in	mm	139	3491	143	3616	
	4-3	Freelift (Top of Fork) w/o LBR		in	mm	0	0	0	0	
	4-4	Lift height (Top of Fork)		in	mm	124	3155	124	3155	
	4-5	Height of mast extended		in	mm	199	5016	203	5141	
	4-7	Height to top of operator compartment		in	mm	132	3356	136	3452	
	4-19	Overall length		in	mm	325	8247	337	8562	
	4-20	Length to load face		in	mm	229	5807	241	6122	
	4-21	Overall width over drive tires		in	mm	127	3220	135	3430	
	4-22a	Fork		in	mm	4.13	105	4.33	110	4.33
		thickness								
		width								
	4-22b			in	mm	11.0	280	11.8	300	
	4-22c			in	mm	96	2440	96	2440	
	4-24	Carriage width		in	mm	123	3120	130	3300	
	4-25a	Fork spread, min (in-in)		in	mm	9	235	9	235	
	4-25b	Fork spread, max (out-out)		in	mm	94	2375	94	2375	
	4-31	Ground clearance, under mast with load		in	mm	9	219	9	227	
	4-32	Ground clearance, center of wheelbase		in	mm	16	406	20	502	
	4-33	Minimum aisle width (add load length)		in	mm	358	9098	376	9538	
	4-35	Outside turning radius		in	mm	210	5326	224	5691	
	8-7	Hydraulic tank capacity		gal	L	75	286	86	326	
	8-8	Fuel tank capacity		gal	L	80	304	96	364	
	PERFORMANCE (TIER 4 FINAL)	PERFORMANCE			TIER 4 FINAL CUMMINS QSB 6.7L ENGINE					
5-1a		Travel speed		with load	mph	km/h	16	25	16	25
		without load			mph	km/h	16	25	16	25
5-2a		Lifting speed		with load	ft/min	m/s	67	0.34	53	0.27
		without load			ft/min	m/s	69	0.35	57	0.29
5-3a		Lowering speed		with load	ft/min	m/s	98	0.50	98	0.50
		without load			ft/min	m/s	98	0.50	98	0.50
5-6		Drawbar Pull - Max		lbs	kN	54,400	242	55,100	245	
5-7	Gradeability no load / rated load - 1 mph (1.6 km/h)				34 / 42		35 / 35		34 / 33	
PERFORMANCE (TIER 3)	PERFORMANCE			TIER 3 CUMMINS QSB 6.7L ENGINE						
	5-1a	Travel speed		with load	mph	km/h	16	25	16	25
		without load			mph	km/h	16	25	16	25
	5-2a	Lifting speed		with load	ft/min	m/s	65	0.33	53	0.27
		without load			ft/min	m/s	69	0.35	57	0.29
	5-3a	Lowering speed		with load	ft/min	m/s	98	0.50	98	0.50
		without load			ft/min	m/s	98	0.50	98	0.50
	5-6	Drawbar Pull - Max		lbs	kN	54,600	243	55,100	245	
5-7	Gradeability no load / rated load - 1 mph (1.6 km/h)				34 / 43		35 / 35		34 / 33	

CERTIFICATION: These Hyster® lift trucks meet design specifications of Part II ANSI B56.1-1969, as required by OSHA Section 1910.178(a)(2) and also comply with Part III ANSI B56.1-revision in effect at time of manufacture. Certification of compliance with the applicable ANSI standards appears on the lift truck. Performance specifications are for a truck equipped as described under Standard Equipment on this Technical Guide. Performance specifications are affected by the condition of the vehicle and how it is equipped, as well as by the nature, condition of the operating area, proper service and maintenance of the vehicle. If these specifications are critical, the proposed application should be discussed with your dealer.

H550-700HD SPECIFICATIONS

		Description		Units		English	Metric	English	Metric	English	Metric	English	Metric	
GENERAL	1-1	Manufacturer				HYSTER	HYSTER	HYSTER	HYSTER	HYSTER	HYSTER	HYSTER	HYSTER	
	1-2	Model designation				H550HD	H550HD	H620HD	H620HD	H650HD	H650HD	H700HD	H700HD	
	1-5	Rated load capacity		lbs	kg	55,000	24,948	62,000	28,123	65,000	29,483	70,000	31,751	
	1-6	Load center		in	mm	48	1220	48	1220	48	1220	48	1220	
	1-8	Load distance		in	mm	44	1115	45	1145	45	1150	45	1150	
	1-9	Wheelbase		in	mm	170	4315	170	4315	170	4315	190	4825	
WEIGHTS	2-1	Total truck weight without load		lbs	kg	81,589	37,008	96,999	43,998	98,531	44,693	97,508	44,229	
	2-2a	Axle loading with load		front	lbs	kg	124,425	56,438	143,905	65,274	149,544	67,832	152,750	69,286
	2-2b			rear	lbs	kg	12,165	5518	15,095	6847	13,988	6345	14,760	6695
	2-3a	Axle loading without load		front	lbs	kg	39,855	18,078	48,356	21,934	48,524	22,010	48,389	21,949
	2-3b			rear	lbs	kg	41,734	18,930	48,643	22,064	50,007	22,683	49,119	22,280
WHEELS	3-1	Tire type				Pneumatic		Pneumatic		Pneumatic		Pneumatic		
	3-2	Tire size		front			14.00 x 24-28PR		16.00 x 25-32PR		16.00 x 25-32PR		16.00 x 25-32PR	
	3-3			rear			14.00 x 24-28PR		16.00 x 25-32PR		16.00 x 25-32PR		16.00 x 25-32PR	
DIMENSIONS	4-1	Mast tilt, forward / back		degrees		6 / 10		6 / 10		6 / 10		6 / 10		
	4-2	Height of mast lowered		in	mm	139	3491	143	3616	143	3616	143	3616	
	4-3	Freelift (Top of Fork) w/o LBR		in	mm	0	0	0	0	0	0	0	0	
	4-4	Lift height (Top of Fork)		in	mm	124	3155	124	3155	124	3155	124	3155	
	4-5	Height of mast extended		in	mm	199	5016	203	5141	203	5141	203	5141	
	4-7	Height to top of operator compartment		in	mm	132	3356	136	3452	136	3452	136	3452	
	4-19	Overall length		in	mm	351	8907	352	8937	352	8942	372	9452	
	4-20	Length to load face		in	mm	255	6467	256	6497	256	6502	276	7012	
	4-21	Overall width over drive tires		in	mm	127	3220	135	3430	135	3430	135	3430	
	4-22a	Fork		thickness	in	mm	4.13	105	4.33	105	4.33	110	4.33	110
	4-22b			width	in	mm	11.0	280	11.8	300	11.8	300	11.8	300
	4-22c			length	in	mm	96	2440	96	2440	96	2440	96	2440
	4-24	Carriage width		in	mm	123	3120	130	3300	130	3300	130	3300	
	4-25a	Fork spread, min (in-in)		in	mm	9.0	235	9.0	235	9.0	235	9.0	235	
	4-25b	Fork spread, max (out-out)		in	mm	122.4	3108	122.4	3108	122.4	3108	122.4	3108	
	4-31	Ground clearance, under mast with load		in	mm	9	219	9	227	9	227	9	227	
	4-32	Ground clearance, center of wheelbase		in	mm	16	406	20	502	20	502	20	502	
	4-33	Minimum aisle width (add load length)		in	mm	422	10,714	423	10,747	423	10,753	452	11,482	
	4-35	Outside turning radius		in	mm	244	6185	244	6185	244	6185	270	6848	
	8-7	Hydraulic tank capacity		gal	L	86	326	86	326	86	326	86	326	
8-8	Fuel tank capacity		gal	L	96	364	96	364	96	364	96	364		
PERFORMANCE (TIER 4 FINAL)	PERFORMANCE													
	TIER 4 FINAL CUMMINS QSB 6.7L ENGINE													
	5-1a	Travel speed		with load	mph	km/h	16	25	16	25	16	25	16	25
	5-1b			without load	mph	km/h	16	25	16	25	16	25	16	25
	5-2a	Lifting speed		with load	ft/min	m/s	67	0.34	53	0.27	53	0.27	53	0.27
	5-2b			without load	ft/min	m/s	69	0.35	57	0.29	57	0.29	57	0.29
	5-3a	Lowering speed		with load	ft/min	m/s	98	0.50	98	0.50	98	0.50	98	0.50
	5-3b			without load	ft/min	m/s	98	0.50	98	0.50	98	0.50	98	0.50
5-6	Drawbar Pull - Max		lbs	kN	54,400	242	55,100	245	54,900	244	54,900	244		
5-7	Gradeability no load / rated load - 1 mph (1.6 km/h)				%	35 / 42		35/36		35 / 34		36 / 33		
PERFORMANCE (TIER 3)	PERFORMANCE													
	TIER 3 CUMMINS QSB 6.7L ENGINE													
	5-1a	Travel speed		with load	mph	km/h	16	25	16	25	16	25	16	25
	5-1b			without load	mph	km/h	16	25	16	25	16	25	16	25
	5-2a	Lifting speed		with load	ft/min	m/s	65	0.33	53	0.27	53	0.27	53	0.27
	5-2b			without load	ft/min	m/s	69	0.35	57	0.29	57	0.29	57	0.29
	5-3a	Lowering speed		with load	ft/min	m/s	98	0.50	98	0.50	98	0.50	98	0.50
	5-3b			without load	ft/min	m/s	98	0.50	98	0.50	98	0.50	98	0.50
5-6	Drawbar Pull - Max		lbs	kN	54,600	243	55,500	247	55,100	245	55,100	245		
5-7	Gradeability no load / rated load - 1 mph (1.6 km/h)				%	35 / 42		35/36		35 / 34		36 / 34		

CERTIFICATION: These Hyster® lift trucks meet design specifications of Part II ANSI B56.1-1969, as required by OSHA Section 1910.178(a)(2) and also comply with Part III ANSI B56.1-revision in effect at time of manufacture. Certification of compliance with the applicable ANSI standards appears on the lift truck. Performance specifications are for a truck equipped as described under Standard Equipment on this Technical Guide. Performance specifications are affected by the condition of the vehicle and how it is equipped, as well as by the nature, condition of the operating area, proper service and maintenance of the vehicle. If these specifications are critical, the proposed application should be discussed with your dealer.

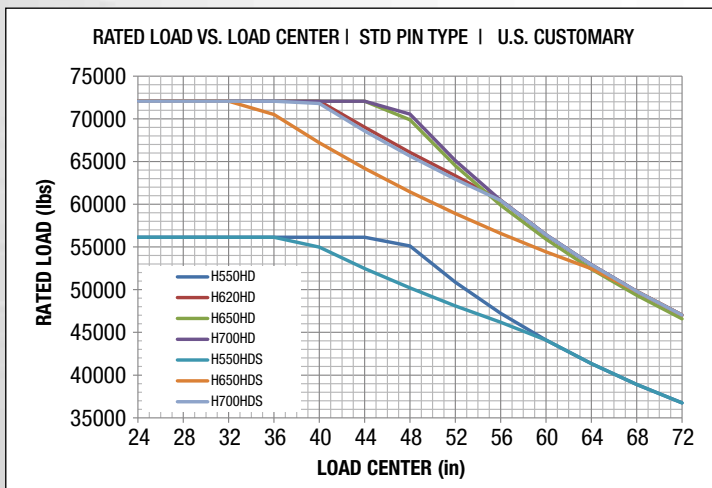
H550-700HD/S SPECIFICATIONS

POWERTRAINS		Units		Tier 4 Final		Tier 3	
1-3	Power type			Diesel		Diesel	
7-1	Engine manufacturer/model			Cummins QSB 6.7L		Cummins QSB 6.7L	
7-2a	Engine power output - rated	hp	kW	260	194	260	194
7-2b	Engine Power output - peak	hp	kW	270	201	270	201
7-3	Governed speed	rpm		2200		2200	
7-4	Number of cylinders/displacement	# / l		6/6.7L		6/6.7L	
7-5	Engine torque - max	lb-ft	N-m	730	990	730	990
7-5a	Turbocharger Type			Variable Geometry, Water Cooled			
7-9	Alternator output	Amps		120		120	
7-10a	Drive Axle manufacturer/model			AxleTech PRLC1794 (H550HD/S); AxleTech PRC3806 (H620-700HD/S)			
8-0	Transmission manufacturer/model			ZF WG-211		ZF WG-211	
8-1	Drive control/transmission: number of speeds forward/reverse			Powershift 5F x 3R		Powershift 5F x 3R	
8-6	Battery voltage, rated capacity	V / CCA		2 x 12 / 900		2 x 12 / 900	
5-10	Service brake			Oil immersed (wet) disc			
5-11	Park brake			Spring apply, dry disc			
10-1	Working pressure for attachments	psi	Mpa	3265	22.51	3265	22.51

SINGLE STAGE MAST DIMENSIONS								
	4.4 Lift Height (Top of Fork)		4.2 Mast Lowered Ht.		4.3 Freelifft (Top of Fork)		4.5 Overall Extended Ht.	
	in	mm	in	mm	in	mm	in	mm
H550-700HD/S	111	2850	204	5169	0	0	204	5169

2-STAGE MAST DIMENSIONS								
	4.4 Lift Height (Top of Fork)		4.2 Mast Lowered Ht.		4.3 Freelifft (Top of Fork)		4.5 Overall Extended Ht.	
	in	mm	in	mm	in	mm	in	mm
H550HD/S	124	3155	139	3491	0	0	199	5016
	148	3760	151	3794	0	0	223	5621
	172	4370	163	4099	0	0	247	6257
	196	4980	175	4404	0	0	271	6841
	244	6200	199	5014	0	0	319	8061
	364	9250	259	6539	0	0	439	11,111
H620-700HD/S	112	2850	137	3464	0	0	191	4836
	124	3155	143	3616	0	0	203	5141
	148	3760	155	3919	0	0	227	5746
	172	4370	167	4224	0	0	251	6356
	244	6200	203	5139	0	0	323	8186
	268	6810	215	5444	0	0	347	8796
	364	9250	283	7174	0	0	463	11,746
	388	9860	295	7479	0	0	487	12356

RATED CAPACITIES



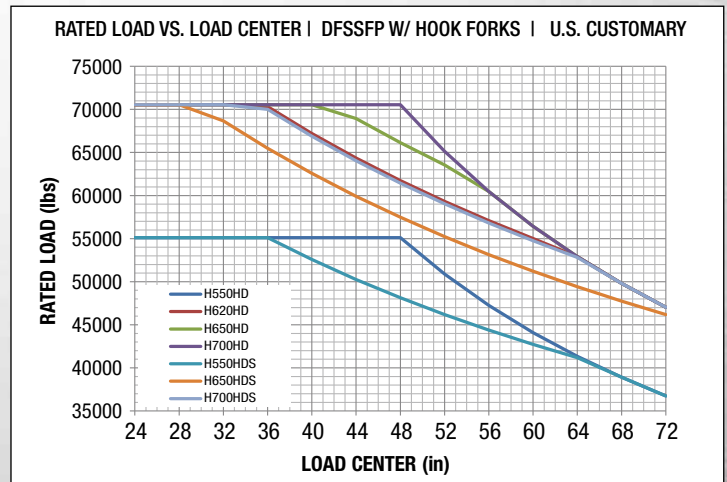
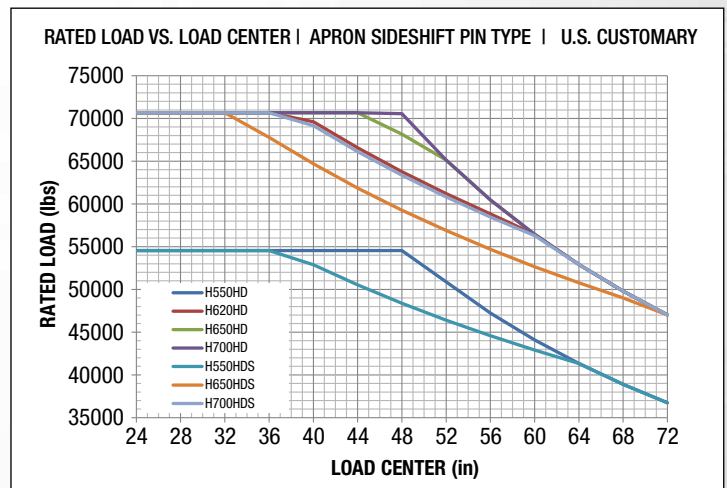
Model H550HDS: 55,000 lbs. at 36" (24,948 kg at 914 mm) load center
 Model H650HDS: 65,000 lbs. at 36" (29,484 kg at 914 mm) load center
 Model H700HDS: 70,000 lbs. at 36" (31,752 kg at 914 mm) load center
 Model H550HD: 55,000 lbs. at 48" (24,948 kg at 1219 mm) load center
 Model H620HD: 62,000 lbs. at 48" (28,123 kg at 1219 mm) load center
 Model H650HD: 65,000 lbs. at 48" (29,484 kg at 1219 mm) load center
 Model H700HD: 70,000 lbs. at 48" (31,752 kg at 1219 mm) load center

Conversion Factor: 1.0" = 25.4 mm
 1 lb = 0.45 kg

Rated capacities are for trucks equipped with:

- 2-stage (lower mast) to 124" (3155 mm) maximum fork height
- 122" (3100 mm) carriage width (H550HD/S)
- 129" (3160 mm) carriage width (H620-700HD/S)
- 96" (2440 mm) long forks

Contact your dealer for other capacity information.



STANDARD FEATURES AND OPTIONS

MASTS

Masts with nested channels provide excellent visibility of the attachment and load. Mast channels, rollers, stub shafts and chain anchors are designed to provide good torsional rigidity. Chains are positioned on the outside of mast to enhance visibility.

CARRIAGES

A number of carriage options are available including integral pin-type fork positioner with individual fork control; integral pin-type sideshift; integral pin-type dual function sideshift fork positioner (DFSSFP); apron style sideshift fork positioner with individual fork control.

FORKS

Three kinds of forks are offered:

- 1) PIN TYPE - STANDARD PROFILE available in:
 - (H550HD/S only) 96" long x 4.13" x 11.0"
(2440 mm x 105 mm x 280 mm)
 - (H620-700HD/S only) 96" long x 4.33" x 11.8"
(2440 mm x 110 mm x 300 mm)
- 2) INTEGRAL PIN TYPE (FOR USE WITH DFSSFP) available in:
 - (H620-700HD/S only) 96" long x 4.13" x 11.0"
(2440 mm x 105 mm x 280 mm)
 - (H620-700HD/S only) 96" long x 4.33" x 11.8"
(2440 mm x 110 mm x 300 mm)
- 3) HOOK TYPE (FOR USE WITH DFSSFP) available in:
 - (H550HD/S only) 96" long x 4.13" x 11.0"
(2440 mm x 105 mm x 280 mm)

ENGINE – TIER 4 FINAL

Cummins 6.7L QSB 6-cylinder diesel engine delivers 270 peak hp and 730 lb-ft of maximum torque. EPA Tier 4 Final engine features cooled exhaust gas recirculation (EGR) technology with selective catalytic reduction (SCR); water-cooled variable geometry turbocharger with an integrated Diesel Exhaust Fluid (DEF) delivery system. Innovative selectable ECO performance modes offer excellent fuel economy and maximum productivity. Also includes:

- 120 amp alternator.
- Viscous, on-demand cooling fan saves fuel and reduces noise.
- Overhead exhaust with diesel oxidation catalyst and a diluter to reduce exhaust temperatures.
- Requires ultra-low sulphur diesel fuel and low ash oil.
- Heavy duty spinner type Sy-Klone pre-cleaner center stacked for ease of service.

ENGINE – TIER 3

Cummins 6.7L QSB 6-cylinder diesel engine delivers 270 peak hp and 730 lb-ft of maximum torque. EPA Tier 3 engine features an integrated muffler. Innovative selectable ECO performance modes offer good fuel economy and optimal productivity. Also includes:

- 120 amp alternator.
- Viscous, on-demand cooling fan saves fuel and reduces noise.
- Can be used in markets where ultra-low sulphur diesel fuel and low ash oil is not available

TRANSMISSION

- ZF WG 211 5-speed powershift transmission provides smooth shifting, precise inching and quick acceleration
- 5 forward and 3 reverse gears.
- Electronically controlled inching.
- Cushioned clutch lock-up provides smooth shifting and dampens drive line shift shocks.
- Simple push button calibration.
- Transmission lock-out prevents high-speed directional changes.
- Transmission and engine powertrain protection for excessive engine coolant temperature, low engine oil pressure, and excessive engine inlet air temperatures.

STANDARD FEATURES AND OPTIONS

ELECTRICAL SYSTEM

- Sealed Deutsch connectors.
- CANbus system for easy diagnostics of engine, transmission and hydraulics.
- 24V electrical system with 900 CCA batteries.

HYDRAULIC SYSTEM

Hyster on-demand load-sensing hydraulic system introduces an efficient way to meet hydraulic load demands:

- Based on Variable Displacement Pump (VDP) technology
- Pump is only active when oil is needed.
- Less heat is produced, helping oil and filters last longer. Hoses, seals, and components also wear less and last longer.
- Engine runs quieter and at lower speeds, extending life of major components.
- Leak free O-Ring Face Seal (ORFS) fittings standard throughout the truck.
- Capable of more oil displacement even at low engine speeds.

STEERING SYSTEM

- The steer axle is characterized by transverse mounted double acting cylinders, 2 non-adjustable tie rods, 2 spindles, tapered roller bearings and 2 wheel hubs.
- Designed for high loads and long life, the one piece axle frame carries the axle loads and provides mounting for the spindles and cylinder.
- Axle spindles are supported by oil bathed wheel bearings and sealed to prevent contamination entry or loss of grease. This ensures that oil bearings are always lubricated and enhances overall durability of the axle spindles.
- Eight high tensile bolts secure the steer cylinder providing large wheel angles and greater maneuverability. Excessive external force on the frame is avoided using this design.
- No steering linkage adjustments are required. Lubricating fittings on spindle and tie rod pins are the only regular maintenance points.
- Load sensed steering provides low steering effort and good performance at all engine speeds.

STEER AXLE

Non-adjustable tie rod ends provide maximum life.

DRIVE AXLE

Rugged drive axle features full-floating design. Wheel hubs rotate on large tapered roller bearings.

BRAKES

The oil-cooled wet disc brake system greatly extends brake system life.

OPERATOR AREA

- Ergonomically designed hydraulic controls and direction control lever are within easy reach.
- Three steps and hand grips provide easy access to operator compartment.
- Angled floor plate and pedals are positioned for operator comfort.
- Telescopic, tilt steer column.
- Supportive mechanical full-suspension seat adjusts 8 inches (200 mm) for operator comfort.
- Several air suspension seat options are available
- Steel overhead guard frame provides excellent high-stacking visibility.
- Operator Presence System (OPS) with complete hydraulic lock out requires the operator to be in the normal operating position before any travel or movement of the mast, tilt, carriage, and attachment can be initiated. Travel or movement of the mast, tilt, carriage, and attachment is locked out when the operator leaves the seat for more than 2-3 seconds.
- Optional light groups aid visibility in low-lighted areas. Light kits featuring innovative High Intensity Discharge - Xenon (HID) and halogen technology are available to choose from.
- Optional ComforCab™II features:
 - tinted, curved glass
 - circulation fan
 - heater and defroster
 - electric wiper and windshield washer (front, rear, top)
 - intermittent front wiper
 - door retainer
 - 3-speed fan
 - 12-volt auxiliary power source
 - dome light
 - many additional options to enhance comfort and productivity

STANDARD FEATURES AND OPTIONS

STANDARD EQUIPMENT

Complete truck equipped with:

- 124" max. fork height 2-stage mast with 139" overall lowered height (H550HD/S)
- 124" max. fork height 2-stage mast with 143" overall lowered height (H620-700HD/S)
- 122" (3100 mm) wide pin-type carriage with mechanical fork locks (without fork positioner) (H550HD/S)
- 129" (3280 mm) wide pin-type carriage with mechanical fork locks (without fork positioner) (H620-700HD/S)
- 96" long forks (4.13" x 11.0" section) (H550HD/S)
- 96" long forks (4.33" x 11.8" section) (H620-700HD/S)
- Cummins QSB 6.7L Tier 4 Final engine with cooled EGR and SCR
- Wet disc brakes
- Sy-Klone spinner type heavy duty air intake pre-cleaner
- Premium ZF WG 211 5-speed autoshift transmission
- Axle Tech PRLC 1794 heavy duty planetary drive axles (H550HD/S)
- Axle Tech PRC3806 heavy duty planetary drive axles (H620-700HD/S)
- Powertrain protection system for engine and transmission; high temp. or low oil pressure
- On-demand load-sensing hydraulic system featuring VDP technology
- 2-function hydraulic control valve with 2 levers
- CANbus electrical control system for engine, transmission and hydraulics
- 14.00 x 24 - 28PR bias ply treaded load pneumatic drive and steer tires (H550HD/S)
- 16.00 x 25 - 32PR bias ply treaded PR E4 load pneumatic drive and steer tires (H620-700HD/S)
- Directional control lever with direction change interlock system
- Mast tilt: 6° forward / 10° back
- Lockable battery disconnect switch
- 120 amp alternator
- Open operator compartment with integral overhead guard, includes:
 - seatside mini-lever hydraulic control
 - multifunction display panel
 - interior wide angle mirrors
 - handrails for operator entry & exit
 - telescoping & tilting steering column
 - floor mat
 - isolated mounting for low noise and vibration
 - 24-12V DC converter
 - full-suspension vinyl seat with integrated, adjustable armrest and seat belt
 - exterior wide angle mirrors, mounted to handrails
- Operator restraint system
- Operator presence system
- Electronic horn - 105 dB(A)
- Visible alarm / amber strobe light
- Audible backup alarm
- 24V electrical system
- Tilting operator compartment for service access - manual operation
- Light Kit #1 - FRONT: 2 halogen front fender lights
REAR: 2 halogen cab mounted lights; 2 LED stop, tail and back-up lights
- Steering wheel with spinner knob
- Steer wheel nut protection
- Non-locking fuel cap
- Literature package: operator's manual, service manual, parts manual
- 12 months / 2,000 hours manufacturer's warranty

OPTIONAL EQUIPMENT

- Cummins QSB 6.7L Tier 3 engine rated at 260 hp (270 hp peak) with variable geometry turbocharger*
- Masts: single-stage and various 2-stage lift heights available
- Various sideshifting carriages and fork positioners
- Coil Ram - pin carriage mounted or hook carriage mounted
- Various hydraulic valve control groups
- Multifunction joystick control
- MONOTROL[®] pedal direction control with direction change interlock system
- Mast tilt: 15° forward / 10° back
- Radial and pneumatic shaped solid tires
- Enclosed cab options:
 - air conditioning
 - trainer seat
 - multifunction display panel
 - seatside hydraulic control levers
 - telescoping & tilting steering column
 - 24-12V DC converter, 2nd outlet
 - front (single blade), top & rear wipers
 - recirculation fan
 - accessory mounting post
- Front and rear mud flaps
- Multiple seat options
- 2- or 3-point high-visibility seat belt
- Powered tilting operator compartment for service access
- Various HID and halogen light kits available
- Hydraulic accumulator
- Lifting eyes
- Engine block heater (110V)
- Mast tilt indicator
- Traction speed limiter
- Empty seat engine shutdown
- Automatic greasing system
- Centralized greasing provision for mast chain sheaves (available on limited masts)

Other options available through Special Products Engineering Development (SPED). Contact Hyster Company for details.

**Available as an option in non-regulated markets only.*



Hyster Company
P.O. Box 7006
Greenville, North Carolina
27835-7006
Part No. H550-700HDS/TG
7/2014 Litho in U.S.A.

Visit us online at www.hyster.com or call us at 1-800-HYSTER-1.

Hyster, , and Monotrol are registered trademarks of Hyster Company. Hyster products are subject to change without notice.

The Hyster Company products included in this document may be covered by US Patent 6,684,148, and other patents pending. All trucks on cover shown with optional equipment. ©2014 Hyster Company. All rights reserved.