

The Front-line Device

ic

IC35 IC50 IC75 IC100



ic

IC35

IC50

IC75

IC100

**Easy
Operation**

**Eco-friendliness
and
Safety**



The Front-line Device

Power to accomplish the hard work. Mobility and drivability, further enhanced. Exceptional ease of use, converging with sturdy bodies and simplified maintenance. The IC Series from IHI. Experience the state-of-the-art, in our tough front-line devices that are intelligently designed to protect your safety and the environment.



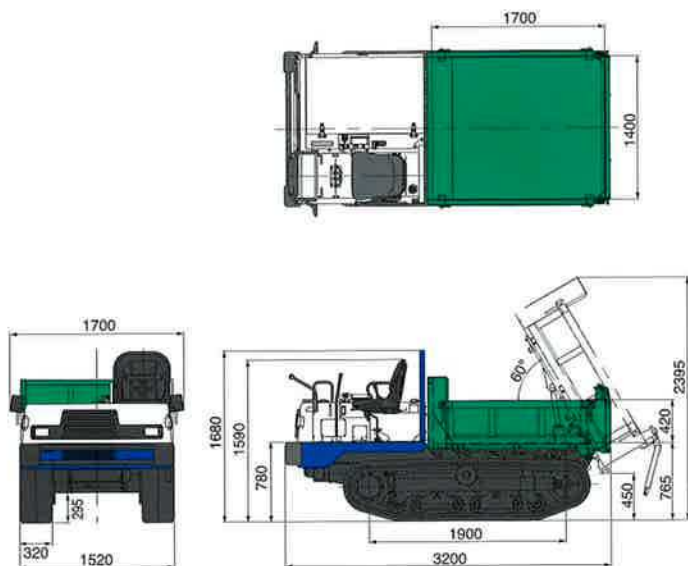
Rugged Body



Easy Maintenance



■ Dimensions (Unit: mm)



IC35

Crawler Carrier

Payload : 3000kg

Class-Leading Power and Large 3t Vessel

■ IC35 Specifications

		IC35
Payload		3000kg
Transportation weight		2280kg
Travel speed	Low speed	0~6km/h
	High speed	0~10.5km/h
Dimensions	Total length	3200mm
	Total width	1520mm
	Total height	1680mm
Engine	Name	KUBOTA V2403-M-DI
	Rated horsepower	34.8kW/2700min ⁻¹ (47PS/2700rpm)
	Cylinders / Displacement	4-2.434L
	Combustion type	Direct-injection diesel
	Emission Conformity	Interim Tier4/Stage3A
Fuel tank capacity		52L
Crawler	Tumbler centre distance	1900mm
	Crawler total width	1520mm
	Crawler width	320mm
Min. ground clearance		295mm
Ground pressure	Empty	25.4kPa(0.26kgf/cm ²)
	Loaded	59.7kPa(0.61kgf/cm ²)
Vessel capacity	Heaped	1.35m ³
	Level	1.00m ³
Vessel internal dimensions	Length	1700mm
	Width	1400mm
	Height	420mm
Vessel	Vessel floor height	765mm
	Max. dumping angle	60°
	Dump clearance	450mm
Standard vessel		Flatbed 3-way opening
Driving system		HST
Speed change system		2-speed motor
Braking system		HST brake + Auto parking brake
HST setting pressure		30.9MPa(315kgf/cm ²)

■ Fully Opening Engine Cover

Since the engine cover opens fully, daily inspections can be performed more easily.



■ Tough Vessel

Easy-to-use flatbed 3-way opening loading platform. The maximum dumping angle is a big 60 degrees for superior dirt removal.





■ High-Powered 47HP Engine

Equipped with environment-conscious clean engine that meets Interim Tier4 and Stage3A regulations.



Eco-friendliness and Safety

- Powered by large 2.4L clean engine that meets Interim Tier4 and Stage3A standards.
- Low centre of gravity construction for outstanding stability.
- Inclination indicator for extra safety.

■ Easy-to-Use Lever and Monitor Layout

The simple 2-lever steering system, plus clearly visible monitor and switch locations, contribute to stress-free operation.



Easy Operation

- Class-leading payload of 3000kg.
- Dynamic spin-turn capability with independent travel system.
- Instrument panel concentrated on right side of seat.

■ Dual Levers for Easy Operation

A 2-lever system has been adopted for driving to enable fine control. The left and right crawlers can be controlled independently.



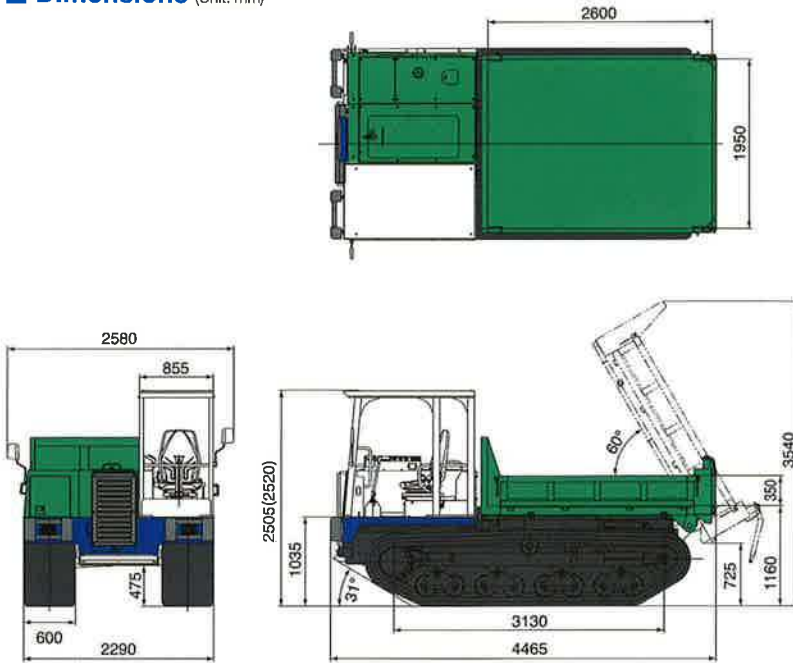
Easy Maintenance

- Fully opening engine cover.
- Ample maintenance space around the pump.
- Battery positioned for easy access and replacement.

Rugged Body

- Tough vessel.
- Sturdy box-type frame and highly durable rollers.
- Increased thickness of rubber crawler.

■ Dimensions (Unit: mm)



IC50

Crawler Carrier

Payload : 4000kg

■ IC50 Specifications

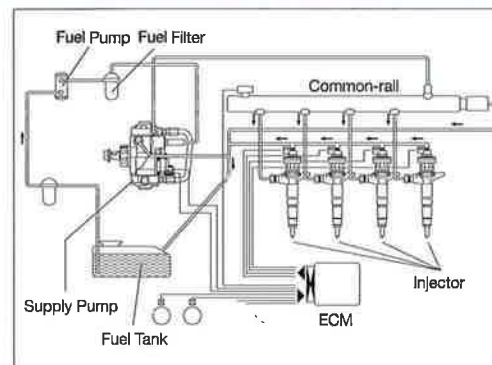
		IC50
Payload		4000kg
Transportation weight		6330kg
Travel speed	Low speed	0~7.5km/h
	High speed	0~12km/h
Dimensions	Total length	4465mm
	Total width	2290mm
	Total height(Cab)	2505(2520)mm
Engine	Name	ISUZU 4JJ1X
	Rated horsepower	89.7kW/2200min ⁻¹ (122PS/2200rpm)
	Cylinders / Displacement	4-2999cc
	Combustion type	Direct-injection turbo diesel
	Emission Conformity	Tier3/Stage3A
Fuel tank capacity		120L
Crawler	Tumbler centre distance	3130mm
	Crawler total width	2200mm
	Crawler width	600mm
Min. ground clearance		475mm
Ground pressure	Empty	21.6kPa(0.22kgf/cm ²)
	Loaded	35.6kPa(0.36kgf/cm ²)
Vessel capacity	Heaped	3.0m ³
	Level	1.8m ³
Vessel internal dimensions	Length	2600mm
	Width	1950mm
	Height	350mm
Vessel	Vessel floor height	1160mm
	Max.dumping angle	60°
	Dump clearance	725mm
Standard vessel	Flatbed 3-way opening vessel	
Driving system	HST	
Speed change system	2-speed motor	
Braking system	HST brake + Parking brake	
HST setting pressure	34.0MPa(347kgf/cm ²)	

Attaining top-class driving speeds, coupled with a high level of performance, the IC50 delivers safety and state-of-the-art, environmentally friendly features.

■ Highly powerful yet fuel efficient engine*

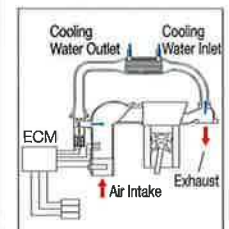
22% more horsepower
22% more fuel efficient

*Compared with IHI's IC45-2.
(Percentages may vary depending on operating conditions.)



Common-rail System(4JJ1)

Common-rail fuel-injection system offers greater power while at the same time reducing emission and achieving greater fuel efficiency.



EGR System

■ Standard Equipment

- ROPS Canopy
- Flatbed 3-way opening vessel

■ Options

- Boat-shaped scoop-end vessel
- ROPS Cabin
- Heater



■ **Designed with 4 easy-access covers, inspection and maintenance work is made easier**

The number of opening covers has been increased to 4, making inspection and maintenance work not only simpler but also more efficient.



■ **Safe and comfortable cabin space**

The simple yet highly efficient interior cabin design puts driver safety and comfort first. The ROPS Canopy/Cabin adds operation's safety. The high-back suspension seat is featured as standard equipment to offer driving Comfort.



■ **Easily Replaceable 3-Segmented Sprockets**

Sprockets can be replaced easily without having to remove the rubber crawler.



Eco-friendliness and Safety

- Powerful, fuel-efficient engine
- ROPS canopy and cabin, offering greater driver safety
- Low polluting operation, complying with Japanese, European, and American exhaust gas emission regulations
- Meets European Noise Regulations
- Excellent stability due to low center-of-gravity design

Easy Operation

- Top-level driving speeds in its class (12km/h)
- Left & right individually operating hydraulic systems ensure robust driving power
- Comfortable, high-back seat comes as standard equipment
- Dial controlled engine throttle

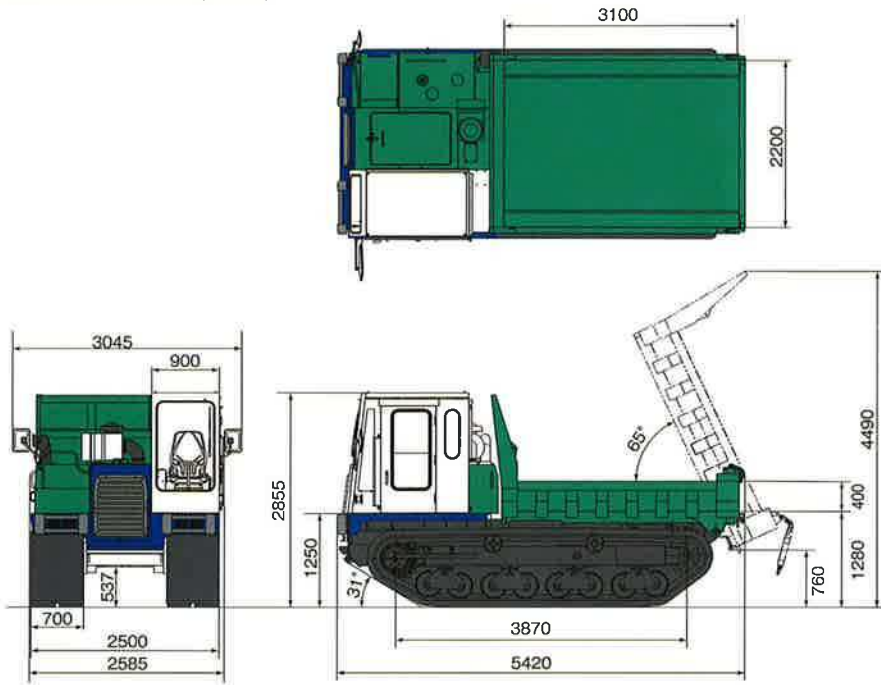
Easy Maintenance

- 4 conveniently placed, easy-access opening covers facilitate inspection and maintenance work and offer greater control over safety.
- Filters and batteries conveniently placed close by for easy replacement, improving work efficiency
- 3-segmented sprocket allows replacement without having to remove the rubber crawler.
- 2-piece front bumper

Rugged Body

- Highly water-resistant operating switches
- Heavy-duty undercarriage construction
- Large soil protective cover on the pump.
- Heavy-duty, extended front lower frame.

■ Dimensions (Unit: mm)



IC75

Crawler Carrier

Payload : 6500kg

■ IC75 Specifications

		IC75
Payload		6500kg
Transportation weight		10300kg
Travel speed	Low speed	0~8km/h
	High speed	0~11.5km/h
Dimensions	Total length	5420mm
	Total width	2585mm
	Total height(Cab)	2855mm
Engine	Name	ISUZU 6HK1DHA
	Rated horsepower	208kW/2000min-1(283PS/2000rpm)
	Cylinders / Displacement	6-7790cc
	Combustion type	Direct-injection turbo diesel
	Emission Conformity	Tier3/Stage3A
Fuel tank capacity		200L
Crawler	Tumbler centre distance	3870mm
	Crawler total width	2500mm
	Crawler width	700mm
Min. ground clearance		537mm
Ground pressure	Empty	24.0kPa(0.25kgf/cm ²)
	Loaded	39.1kPa(0.40kgf/cm ²)
Vessel capacity	Heaped	4.4m ³
	Level	2.5m ³
Vessel internal dimensions	Length	3100mm
	Width	2200mm
	Height	400mm
Vessel	Vessel floor height	1280mm
	Max.dumping angle	65°
	Dump clearance	760mm
Standard vessel	Boat-shaped rear-gate vessel	
Driving system	HST	
Speed change system	2-speed motor	
Braking system	HST brake + Parking brake	
HST setting pressure	37.0MPa(378kgf/cm ²)	

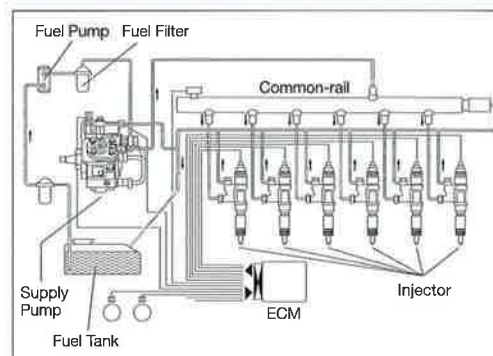
The highest environmental standards and safety features, the IC75 combines a large-size carrier offering superb driving power coupled with exceptional driver safety.

■ Highly powerful yet fuel efficient engine*

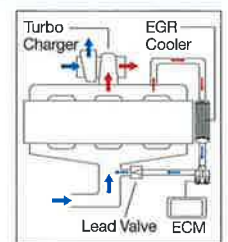
26% more horsepower

20% more fuel efficient

*Compared with IHI's IC70-2.
(Percentages may vary depending on operating conditions.)



Common-rail System(6HK1)



Cooled EGR System

Common-rail fuel-injection system offers greater power, reduces emission and achieves greater fuel efficiency. The cooled EGR system generates even more power than before, while reducing hazardous NOX and providing greater fuel efficiency as well.

■ Standard Equipment

- ROPS Cabin
- Vessel | Boat-shaped rear-gate vessel
- T-type driving lever

■ Options

- Air conditioner
- Vessel | Flatbed 3-way opening vessel
- Boat-shaped scoop-end vessel




■ Safe and comfortable driver's seat

The driver's space featuring ROPS offers not only greater visibility but also operator safety as well. In addition, the high-back suspension seat makes operator comfort a standard feature, enabling drivers to operate the crawler more comfortably.



■ Easily Replaceable 4-Segmented Sprockets

Sprockets can be replaced easily without having to remove the rubber crawlers.



■ Designed with 5 easy-access covers

The IC75 is designed with 5 conveniently placed cover openings (3 in front/2 in back) and filters are placed in close-by proximity of each other, enabling greater work efficiency. These features are significant improvements in terms of facilitating inspection and maintenance work, and providing greater safety and ease of mind.



Engine, Battery, Radiator



Fuel pump, Fuel filter, Hydraulic filter

Eco-friendliness and Safety

- Powerful, fuel efficient engine
- ROPS Cabin, offering greater driver safety
- Low-pollution operation complying with Japanese, European, and American exhaust gas emission regulations
- Meets European Noise Regulations.
- Safety features including over-run protection, incline slope warning device, and parking brakes come as standard equipment

Easy Operation

- High-back suspension seat, offered as standard equipment, provides greater seating comfort
- Low centre of gravity, and longer crawler, ensure outstanding stability
- T-type driving lever optimizes single-handed driving
- Instrument panels all conveniently placed at right side of seat
- Dial controlled engine throttle

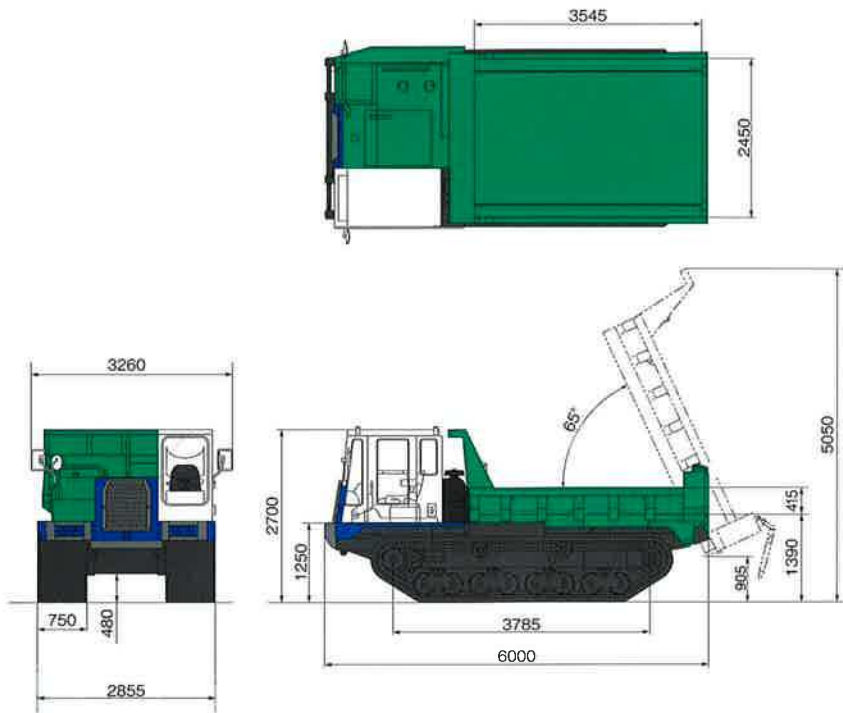
Easy Maintenance

- 5 conveniently placed, easy-access opening covers facilitate inspection and maintenance work, offering greater control over safety
- Filters and batteries, which are conveniently placed close by for easy replacement, enhance work efficiency
- 4-segmented sprocket allows replacement without having to remove the rubber crawler.
- Bolt-on type lower roller for easy replacement.

Rugged Body

- Water-resistant operating switches
- Highly durable lower rollers.
- Anti-corrosive aluminum radiator and oil cooler
- Dump bed floor constructed of ultra wear-resistant steel (125kgf/mm²).

■ Dimensions (Unit: mm)



ic100 **Crawler Carrier**

Payload : 10000kg

The Maximum 10t Payload Carrier for this World-Class

■ IC100 Specifications

		IC100-2
Payload		10000kg
Transportation weight		13000kg
Travel speed	Low speed	0~7km/h
	High speed	0~10km/h
Dimensions	Total length	6000mm
	Total width	2855mm
	Total height	2700mm
Engine	Name	ISUZU AA-6HK1
	Rated horsepower	185.4kW/2000min ⁻¹ (250PS/2000rpm)
	Cylinders / Displacement	6-7.79L
	Combustion type	Direct-injection turbo diesel
	Emission Conformity	Tier2/Stage2
Fuel tank capacity		300L
Crawler	Tumbler centre distance	3785mm
	Crawler total width	2750mm
	Crawler width	750mm
Min. ground clearance		480mm
Ground pressure	Empty	22.5kPa(0.23kgf/cm ²)
	Loaded	39.7kPa(0.40kgf/cm ²)
Vessel capacity	Heaped	5.9m ³
	Level	3.5m ³
Vessel internal dimensions	Length	3545mm
	Width	2450mm
	Height	415mm
Vessel	Vessel floor height	1390mm
	Max. dumping angle	65°
	Dump clearance	905mm
Standard vessel		Boat-shaped rear-opening bezel
Driving system		HST
Speed change system		2-speed motor
Braking system		HST brake + Auto parking brake
HST setting pressure		34.3MPa(350kgf/cm ²)

■ Easy Maintenance

A one-touch opening/closing front cover, as well as a battery cover have been incorporated. The sprocket is 4-segmented type, so it can be replaced without removing the rubber crawler.



Battery cover



Front cover



4-segmented sprocket

■ Standard Equipment

• Steel cab	
• Vessel	Boat-shaped rear-gate vessel
• T-type driving lever	

■ Options

• Canopy	
• Air conditioner	
• Vessel	Boat-shaped scoop-end vessel



Series

High Durability

Reinforced seal has been used for the idler and lower rollers, preventing the intrusion of dirt and gravel.



Idler



Lower rollers

Next-Generation Safety Features

When the high idling RPM is exceeded or when an inclination of more than 9 degrees is encountered, the operator is warned by alarm and buzzer sound.



Gate lock



Overrun & Inclination warning system

Eco-friendliness and Safety

- Powered by large 7.8L clean engine.
- Overrun and inclination warning systems, and Auto parking brake equipped.
- Low centre of gravity and long crawler for outstanding stability.
- Gate lock for added safety.

Easy Operation

- Total machine height of 2.7m for easy transport.
- T-type driving lever optimal for single-handed driving.
- Instrument panel concentrated on right side of seat.
- Large-capacity fuel tank.

Easy Maintenance

- Corrosion-resistant aluminium radiator and oil cooler.
- 4-segmented sprocket allows replacement without removing the rubber crawler.
- Bolt-on type lower roller for easy replacement.
- One-touch front cover for easy opening/closing.

Rugged Body

- Tough vessel.
- Vessel floor constructed of ultra wear-resistant steel (125kgf/mm²).
- High-durability lower rollers.
- Strong dual dump cylinders.

Please carefully read the manual before operating machines, and please use it correctly and safely.
Photographs appearing in the catalog were taken for publication and may differ in some cases from actual objects. Specifications are subject to change without notice due to technical improvements or modifications.

Distributed by

IHI IHI Construction Machinery Limited

Kishi-Tokai Bldg., 8-4-4, Nishikamata, Ota-ku, Tokyo, 144-8577, Japan
Phone:81-3-5714-8844 Fax:81-3-5714-8840, 8843



<http://www.ihl-kenki.co.jp>

Printed In Japan
IK1299A1009DPP10