



**PARTS MANUAL
RT-706H/708H
ROUGH TERRAIN FORKLIFT
(Effective With S/N 176143, Including
S/N 175088, 175617 & 175928)**



022598AF

CPN 13446604

November 17, 2004

HOW TO USE THIS MANUAL

This Parts Manual applies to all [RT-706H/708H Rough Terrain Forklifts](#) (Effective with S/N 176247, Including S/N 175088, 175617 & 175928)

When the Comm. # is not Known - Use the Word Index:

- Ingersoll-Rand's Word Index will make this item easy to locate. The Word Index is found in the very back of the book. The items listed are in alphabetical order and may be repeated several times depending on their functional descriptions.
- Let's assume you need to replace the [PRIMARY AIR CLEANER FILTER ELEMENT](#).

Use any of the functional words in the item description to locate the desired item. Example: The first listing for the Primary Air Cleaner Filter Element in the **Word Index** is: [Air Cleaner Primary Filter Element](#). The index shows the component will be found on page [C-45](#) that is the **Parts List** page number for the [Air Cleaner And Exhaust Installation](#).

A	
Accelerator Pedal.....	C53
Adjustable Lever Latch.....	A7
Air Cleaner	C45
Air Cleaner Primary Filter Element	C45
Air Cleaner Safety Filter Element	C45
Air Stack Extension Tube.....	C45

- The item is also listed as:

[Element, Air Cleaner Primary Filter
Filter Element, Air Cleaner Primary
Primary Filter Element, Air Cleaner](#)

Using the Parts Identification Pages:

- The **PARTS IDENTIFICATION PAGES** consist of the **PARTS ILLUSTRATION** (even numbered pages) and the **PARTS LIST** (odd numbered pages).
- The **Parts Illustration** shows the assembly with its component parts identified by **Item Numbers**.
- On the **Parts List**, the components are listed in **Item Number** order as found in the **ITEM** column. Other information provided by the **Parts List** is the **Comm. Number** which will be required to order Genuine Ingersoll-Rand Replacement Parts, a **functional description**, the **quantity** required to assemble one complete assembly, and any additional **notes/ dimensions** required to help place your parts order.
- **For the example:** The [Air Cleaner Primary Filter Element](#) is listed under the [Air Cleaner](#) (Item 1), **Comm. Number** [59155119](#), **Quantity** of 1.

When the Comm. # is not known - Use the Table of Contents:

- Turn to the **TABLE OF CONTENTS** pages in the front of this manual. These pages show the major systems of the machine divided into **FUNCTIONAL GROUPS** (identified by capital letters).
- Find the **Functional Group** that best describes the area of the machine you are interested in. For example: [Air Cleaner And Exhaust Installation](#)
- See the sample **Table of Contents** shown below:

ENGINE	
C	
ENGINE AND TRANSMISSION MOUNTING INSTALLATION	C-2
2WD TRANSMISSION/DRIVELINE INSTALLATION.....	C-4
TRANSMISSION (59240515) - INTERNAL BREAKDOWN.....	C-6
4WD TRANSMISSION/DRIVELINE INSTALLATION.....	C-22
TRANSMISSION (59240523) - INTERNAL BREAKDOWN.....	C-24
AIR CLEANER AND EXHAUST INSTALLATION.....	C-44

Listed under the **Functional Group** of [Engine](#) are **SECTIONS** (identified by numbers that describe major repairable components of that group. Find the listing that refers to the [Air Cleaner And Exhaust Installation](#).

- Since the [Air Cleaner Primary Filter Element](#) is what needs to be replaced, refer to the parts listing for the [Air Cleaner And Exhaust Installation](#). The Air Cleaner used on your machine is found in **Functional Group C**, this makes up the first part of the page number. Turn to that section of the parts manual and find the parts listing on page **C-45** for the Air Cleaner ([59075762](#)).

When the Comm. # is Known - Use the Numerical Index:

- If you already know the **Comm. Number** (part number) for the item required, a **NUMERICAL INDEX** is provided in the back of the manual to assist you. Look up the **Comm. Number** desired and the **Numerical Index** will show the **Functional Group, Section, and Page Number** where the item can be found.

For our [Primary Air Cleaner Filter Element](#) Example: The **Comm. Number 59155119** is found in the **Numerical Index**, it shows that component will be found on pages **C-45** that is the Parts List page for the [Air Cleaner And Exhaust Installation](#).

TABLE OF CONTENTS
RT-706H/708H - Effective With (See Cover)

TITLE	PAGE
TABLE OF CONTENTS	A
ABBREVIATIONS USED IN THIS MANUAL	D
LUBRICANTS, FILTERS AND MANUALS	F
RECOMMENDED SERVICE PARTS	H

Section A - Frame

FENDER INSTALLATION	A-2
HOOD INSTALLATION	A-4
STEP INSTALLATION	A-8
COUNTERWEIGHT INSTALLATION	A-10
MAST PIVOT INSTALLATION	A-12

Section B - Axle and Tires

DRIVE AXLE INSTALLATION	B-2
DRIVE AXLE (59251660) - INTERNAL BREAKDOWN	B-4
2WD STEERING AXLE INSTALLATION	B-12
AXLE - 2-WHEEL DRIVE STEERING (59251678) - INTERNAL BREAKDOWN	B-14
4WD STEERING DRIVE AXLE INSTALLATION	B-22
AXLE (4WD STEERING) (59251652) - INTERNAL BREAKDOWN	B-24
SERVICE BRAKE INSTALLATION	B-32
PARKING BRAKE INSTALLATION	B-36

Section C - Engine and Transmission

ENGINE AND TRANSMISSION MOUNTING INSTALLATION	C-2
2WD TRANSMISSION/DRIVELINE INSTALLATION	C-4
TRANSMISSION (59240515) - INTERNAL BREAKDOWN	C-6
4WD TRANSMISSION/DRIVELINE INSTALLATION	C-22
TRANSMISSION (59240523) - INTERNAL BREAKDOWN	C-24
AIR CLEANER AND EXHAUST INSTALLATION	C-44
EXHAUST INSTALLATION	C-46
ALTERNATOR INSTALLATION	C-48
THROTTLE INSTALLATION	C-50
THROTTLE PEDAL ASSEMBLY	C-52
FUEL LINE INSTALLATION	C-54
RADIATOR INSTALLATION	C-56
ETHER COLD START INSTALLATION - OPTIONAL	C-60

TABLE OF CONTENTS
RT-706H/708H - Effective With (See Cover)

TITLE	PAGE
Section D - Operators Station	
OVERHEAD GUARD INSTALLATION	D-2
CONSOLE ASSEMBLY	D-4
SWITCH PANEL ASSEMBLY	D-6
DECK INSTALLATION	D-8
MANUAL POUCH INSTALLATION	D-10
SEAT INSTALLATION	D-12
SOLID SEAT (13198239) - INTERNAL BREAKDOWN	D-14
SUSPENSION SEAT (59156901) - INTERNAL BREAKDOWN	D-16
SEAT SUPPORT INSTALLATION	D-18
GAUGE PANEL INSTALLATION	D-20
INSTRUMENT PANEL ASSEMBLY - STANDARD	D-22
INSTRUMENT PANEL ASSEMBLY - OPTIONAL	D-24
STEERING WHEEL INSTALLATION	D-26
STEERING ORBITAL (59223073) - INTERNAL BREAKDOWN	D-28
VANDAL COVER INSTALLATION - OPTIONAL	D-30
HEATER/DEFROSTER INSTALLATION	D-32
DEFROSTER INSTALLATION	D-34
FLOOR MAT INSTALLATION	D-36
WIPER INSTALLATION	D-38
MIRROR INSTALLATION	D-40
ENCLOSED CAB INSTALLATION	D-42
ENCLOSED CAB (59223024) - INTERNAL BREAKDOWN	D-48
SAFTEY LABEL MANUAL INSTALLATION	D-50

Section E - Electrical

BATTERY INSTALLATION	E-2
HORN INSTALLATION	E-4
WORK/ROAD LIGHT INSTALLATION	E-6
MAIN WIRING HARNESS INSTALLATION	E-10
BACKUP ALARM INSTALLATION	E-14
2WD/4WD CONTROL INSTALLATION	E-16
SENDER INSTALLATION	E-18
DOMELIGHT INSTALLATION	E-20

TABLE OF CONTENTS
RT-706H/708H - Effective With (See Cover)

TITLE	PAGE
Section F - Masts and Carriages	
MAST PIVOT INSTALLATION	F-2
MAST/CARRIAGE ASSEMBLY - 612MV	F-4
MAST/CARRIAGE ASSEMBLY - 614FL	F-6
MAST/CARRIAGE ASSEMBLY - 615MV	F-8
MAST ASSEMBLY (13487715) AND (13487723) - INTERNAL BREAKDOWN	F-10
CARRIAGE ASSEMBLY (13488002) - INTERNAL BREAKDOWN	F-12
CARRIAGE ASSEMBLY (13488101) - INTERNAL BREAKDOWN	F-14
CARRIAGE ASSEMBLY (13488135) - INTERNAL BREAKDOWN	F-16
CARRIAGE ASSEMBLY (13488226) - INTERNAL BREAKDOWN	F-18
MAST/CARRIAGE ASSEMBLY - 622FL	F-20
MAST/CARRIAGE ASSEMBLY - 622MV	F-22
MAST ASSEMBLY (13488259) - INTERNAL BREAKDOWN	F-24
CARRIAGE ASSEMBLY (13488432) - INTERNAL BREAKDOWN	F-26
CARRIAGE ASSEMBLY (13488457) - INTERNAL BREAKDOWN	F-28
CARRIAGE ASSEMBLY (13488473) - INTERNAL BREAKDOWN	F-30
CARRIAGE ASSEMBLY (13488507) - INTERNAL BREAKDOWN	F-32
MAST/CARRIAGE ASSEMBLY - 814FL	F-34
MAST/CARRIAGE ASSEMBLY - 815MV	F-36
MAST ASSEMBLY (13488564) - INTERNAL BREAKDOWN	F-38
CARRIAGE ASSEMBLY (13488689) - INTERNAL BREAKDOWN	F-40
CARRIAGE ASSEMBLY (13488788) - INTERNAL BREAKDOWN	F-42
CARRIAGE ASSEMBLY (13488804) - INTERNAL BREAKDOWN	F-44
CARRIAGE ASSEMBLY (13488838) - INTERNAL BREAKDOWN	F-46
MAST/CARRIAGE ASSEMBLY - 816FL	F-48
MAST/CARRIAGE ASSEMBLY - 822FL	F-50
MAST/CARRIAGE ASSEMBLY - 822MV	F-52
MAST ASSEMBLY (13488861) - INTERNAL BREAKDOWN	F-54
CARRIAGE ASSEMBLY (13488960) - INTERNAL BREAKDOWN	F-56
CARRIAGE ASSEMBLY (13488986) - INTERNAL BREAKDOWN	F-58
CARRIAGE ASSEMBLY (13489000) - INTERNAL BREAKDOWN	F-60
CARRIAGE ASSEMBLY (13489034) - INTERNAL BREAKDOWN	F-62
LOAD BACKREST INSTALLATION	F-64
FORKS INSTALLATION - OPTIONAL	F-66

Section G - Decals and Paint

DECAL INSTALLATION	G-2
MODEL DECAL INSTALLATION	G-4

Section H - Hydraulics

HYDRAULIC SUPPLY AND RETURN INSTALLATION	H-2
CONTROL VALVE INSTALLATION	H-10
DIRECTIONAL VALVE INSTALLATION	H-12
THREE SECTION DIRECTIONAL VALVE (59240655) - INTERNAL BREAKDOWN	H-14
FOUR SECTION DIRECTIONAL VALVE (59240663) - INTERNAL BREAKDOWN	H-16
MAST SIDE SHIFT INSTALLATION	H-18
MAST TILT INSTALLATION	H-20
MAST LIFT INSTALLATION	H-22

STANDARD ABBREVIATIONS

AC	Alternating Current	Ref	Reference
A/R	As Required	RH	Right Hand
ARC	Authorized Rebuilt Component	RHSS	Round Head SelfTapping Screw
Assy	Assembly	ROPS	Roll-Over Protection System
BHCS	Button Head Cap Screw	RPM	Revolutions Per Minute
Cu Yd	Cubic Yard	SAE	Society of Automotive Engineers
Cyl	Cylinder	Sec	Section
DC	Direct Current	SFH	Slotted Fillister Head
Dia	Diameter	SHCS	Socket Head Cap Screw
Eff	Effective	SMV	Slow Moving Vehicle
FHCS	Flat Head Cap Screw	S/N	Serial Number
F-N-R	Forward-Neutral-Reverse	SPST	Single Pole/Single Throw
FOPS	Falling Object Protection System	S.T.	Self-Tapping
F/P	Fork Positioning	Std	Standard
Gr	Grade	Str	Straight
HHCS	Hex Head Cap Screw	Sw S	wivel
HHMS	Hex Head Machine Screw	Tach	Tachometer
HSBHCS	Hex Socket Button Head Cap	Temp	Temperature
Screw		Thd	Thread
ID	Inside Diameter	Thk	Thick
LH	Left Hand	Typ	Typical
M	Metric	UNC	Unified Coarse
MIK	Maintenance Interval Kit	UNF	Unified Fine
mm	Millimeter	Univ	Universal
Nat Asp	Naturally Aspirated	Var	Variable
Neg	Negative	V	Volt
NSS	Not Sold Separately	VPM	Vibrations Per Minute
NSVA	Non Serviceable Assembly	Wgt	Weight
OCL	Outer Channel Length	w/	With
OD	Outside Diameter	w/o	Without
Pos	Positive	Wp	Weatherproof
PSI	Pounds per Square Inch		
Q/A	Quick-Attach		

Rev01/02/01

D

*****Always use Ingersoll-Rand Replacement parts!*****

LUBRICANTS, FILTERS AND MANUALS



Lubricants, Filters And Manuals

LUBRICANTS

	1 Qt.	1 Gal.	5 Gal.	55 Gal.
IR All-Season Premium Hydraulic Oil	n/a	n/a	59045179	59045187
IR Multi-Purpose Premium Engine Oil	59022343	59023507	57022327	59022335
IR Premium Limited-Slip Component Lubricant	13248455	13248463	59022418	59022426
IR Premium Multi-Purpose ATF	13248471	13248489	59023572	59023580
IR Synthetic Component Lubricant	13248430	13248448	59877597	59022459
IR Synthetic Plus Component Lubricant	13248414	13248422	59046177	59046165

FILTERS

		Quantity
Engine Oil Filter	13284716	1
Fuel Filter	13360730	1
Fuel Pre-Filter	13064282	1
Hydraulic Return Filter Element	59587196	1

MANUALS

Parts Manual	13446604
Operation/Maintenance Manual	13446992
Cummins Engine Operation Manual	13308861
Cummins Engine Parts Manual	59250977
Safety Label Manual	13345715
FIEI Safety Manual	59985069

RECOMMENDED SERVICE PARTS



Recommended Service Parts

0 to 1,000 operating hours

<u>Assembly</u>	<u>Description</u>	<u>Qty</u>	<u>CPN</u>
Engine	Engine Oil Filter+	1	13284716
	Fuel Filter+	1	13360730
	Fuel Pre-Filter+	1	13064282
	Air Cleaner Primary Filter Element+	1	59155119
	Air Cleaner Safety Filter Element+	1	59155127
	Radiator Cap	1	59129171
	Fuel Cap	1	59978858
	Fan Belt	1	13429030
Electrical	Ignition Key	1	58917261
Hydraulics	Hydraulic Return Filter Element	1	59587196
	Hydraulic Tank Sight Gauge	1	58849829

+ Designates parts that are to be replaced within the specified time intervals as stated in the maintenance schedule.

1,000 to 3,000 operating hours

<u>Assembly</u>	<u>Description</u>	<u>Qty</u>	<u>CPN</u>
Engine	Fuel Level Sender	1	58812181
Cooling Assembly	Upper Radiator Hose	1	13360136
	Lower Radiator Hose	1	13360144
	Clamp	3	95302683
	Clamp	1	95286266
Side Shift Cylinder	Seal Kit	1	54577846
	Locknut	1	13492830
Tilt Cylinder	Seal Kit	1	59245233
	Locknut	1	56998503
Foot Controls	Throttle Cable	1	59117341
	Parking Brake Switch	1	59235119
Chassis Electrical - Main Harness	Relay	1	59818393
Chassis Electrical - Charging	Positive Battery Cable	1	13337829
	Negative Battery Cable	1	13407754
Chassis Electrical - Engine	Oil Pressure Switch - Standard	1	59971457
	Water Temperature Sender - Standard	1	58848094
	Water Temperature Sender - Optional	1	59816322
	Horn	1	13469010
	Backup Alarm	1	59184143
Gauge Panel	Hourmeter	1	59165001
	Fuel Level Gauge	1	59046920
	Engine Temperature Indicator Light	1	58788837
	Oil Pressure Indicator Light	1	58788829
	Alternator Indicator Light	1	58788811
	Ignition Switch	1	59126946
	Dump Switch - Torque Converter	1	58788852

+ Designates parts that are to be replaced within the specified time intervals as stated in the maintenance schedule.

3,000 operating hours plus

<u>Assembly</u>	<u>Description</u>	<u>Qty</u>	<u>CPN</u>
Engine			
	Starter	1	13360516
	Alternator	1	58965492
Air Intake and Exhaust			
	Muffler	1	54508577
	Exhaust Stack	1	59873976
	Exhaust Clamp	1	59179226
Hydraulic Supply and Return			
	Hydraulic Supply Gear Pump	1	59221630
	Seal Kit	1	54576723
Operators Station			
	Seat Belt w/Retractor and Buckle	1	59154419

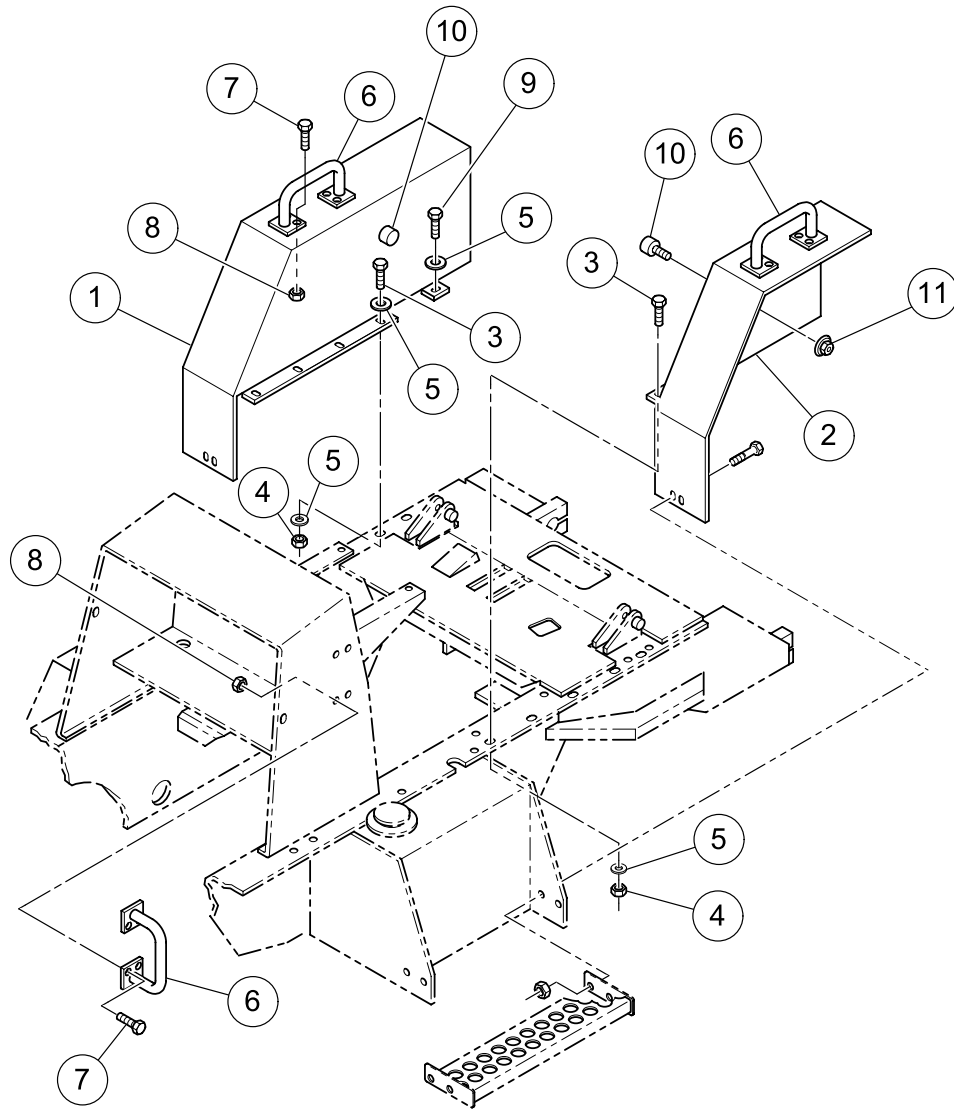
+ Designates parts that are to be replaced within the specified time intervals as stated in the maintenance schedule.

Section A - Frame



FENDER INSTALLATION

Dwg D59206003/02



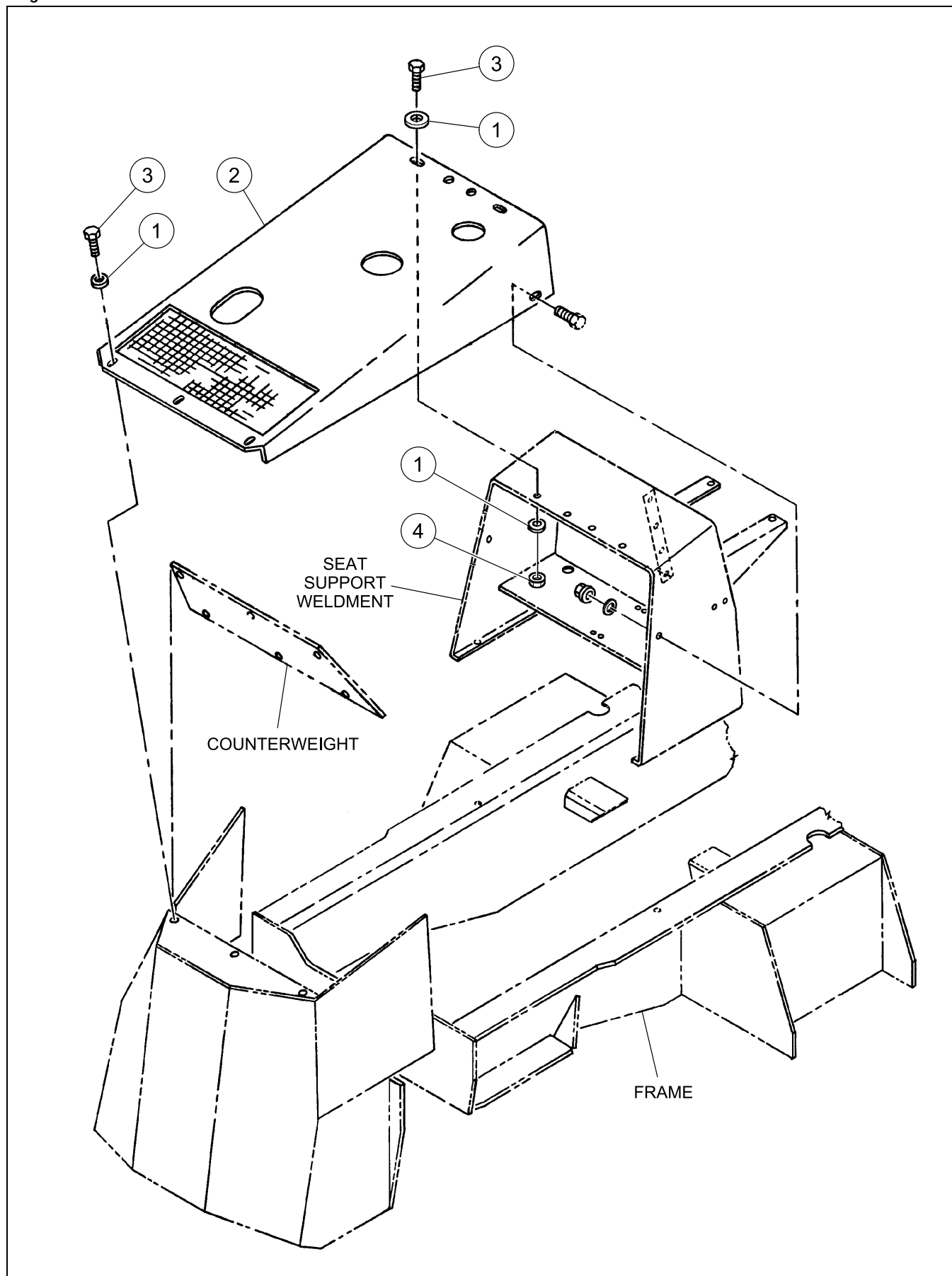
FENDER INSTALLATION

BOM 59206003

ITEM	COMM. NO.	DESCRIPTION	QTY	DIMENSIONS/NOTES
1	59223230	Fender, LH	1	
2	59223248	Fender, RH	1	
3	95919254	HHCS, Zinc Plated	8	3/8 x 16 x 1.50 Grd 8
4	59327841	Hex Nut	8	3/8 x 16
5	59565036	Washer	18	Hardened
6	58827262	Handle	4	
7	59680983	Lockscrew	16	3/8 x 16 x 1.0
8	59807941	Locknut	16	3/8 x 16
9	95919197	HHCS, Zinc Plated	2	3/8 x 0.75 x 16 Grd 8
10	13031133	Bumper	2	
11	59918573	Locknut	2	5/16 x 18
**	59223149	Main Frame	1	

HOOD INSTALLATION - SHEET 1 OF 2

Dwg D59283630/01/01



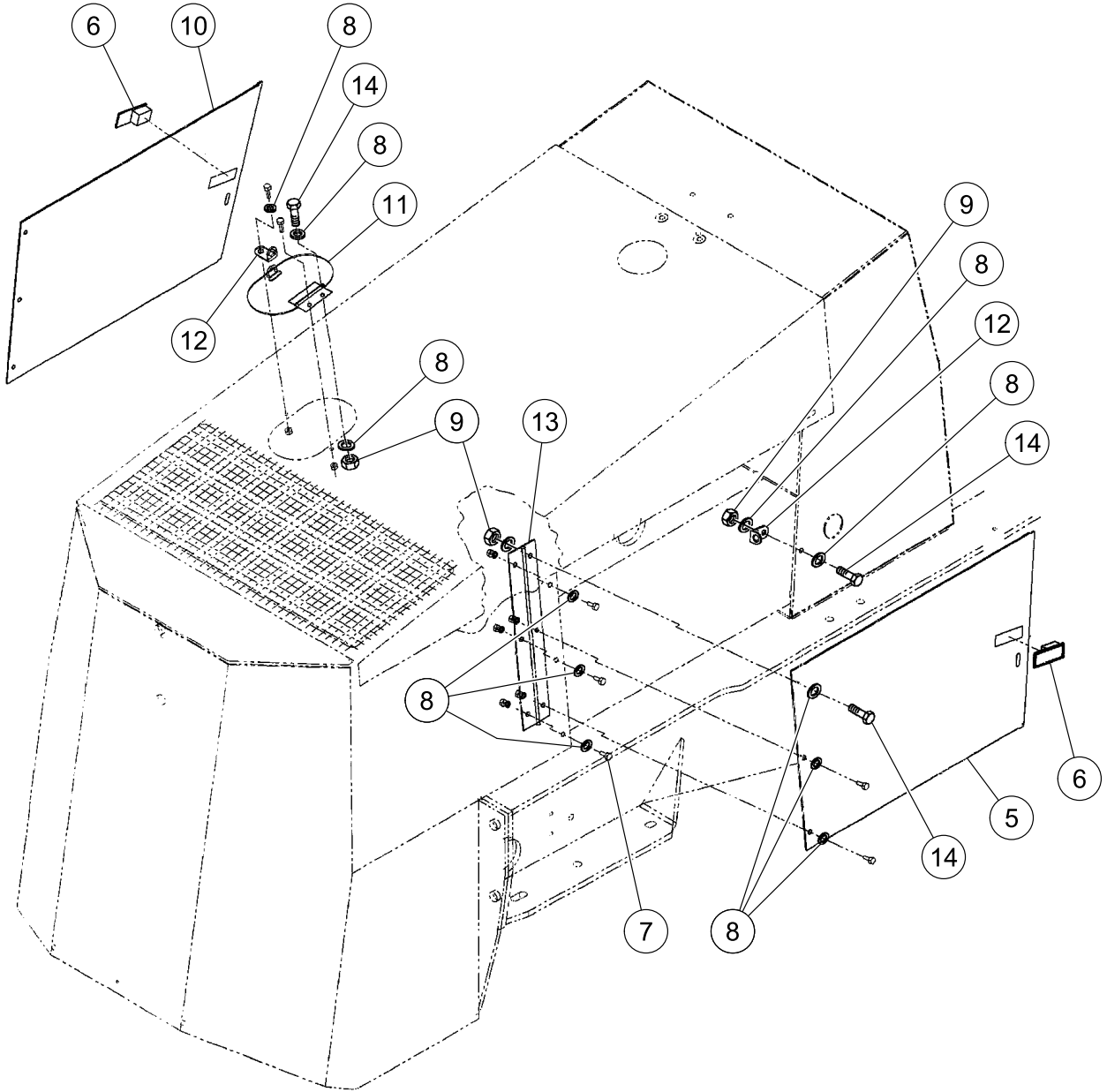
HOOD INSTALLATION - SHEET 1 OF 2

BOM 59283630

ITEM	COMM. NO.	DESCRIPTION	QTY	DIMENSIONS/NOTES
1	96741046	Flatwasher, Zinc Plated	11	M10 CI 200
2	59283655	Hood	1	
3	95919221	HHCS, Zinc Plated	7	3/8 x 1.0 x 16 Grd 8
4	95923322	Locknut, Zinc Plated	4	3/8 x 16

HOOD INSTALLATION - SHEET 2 OF 2

Dwg D59283630/01/02



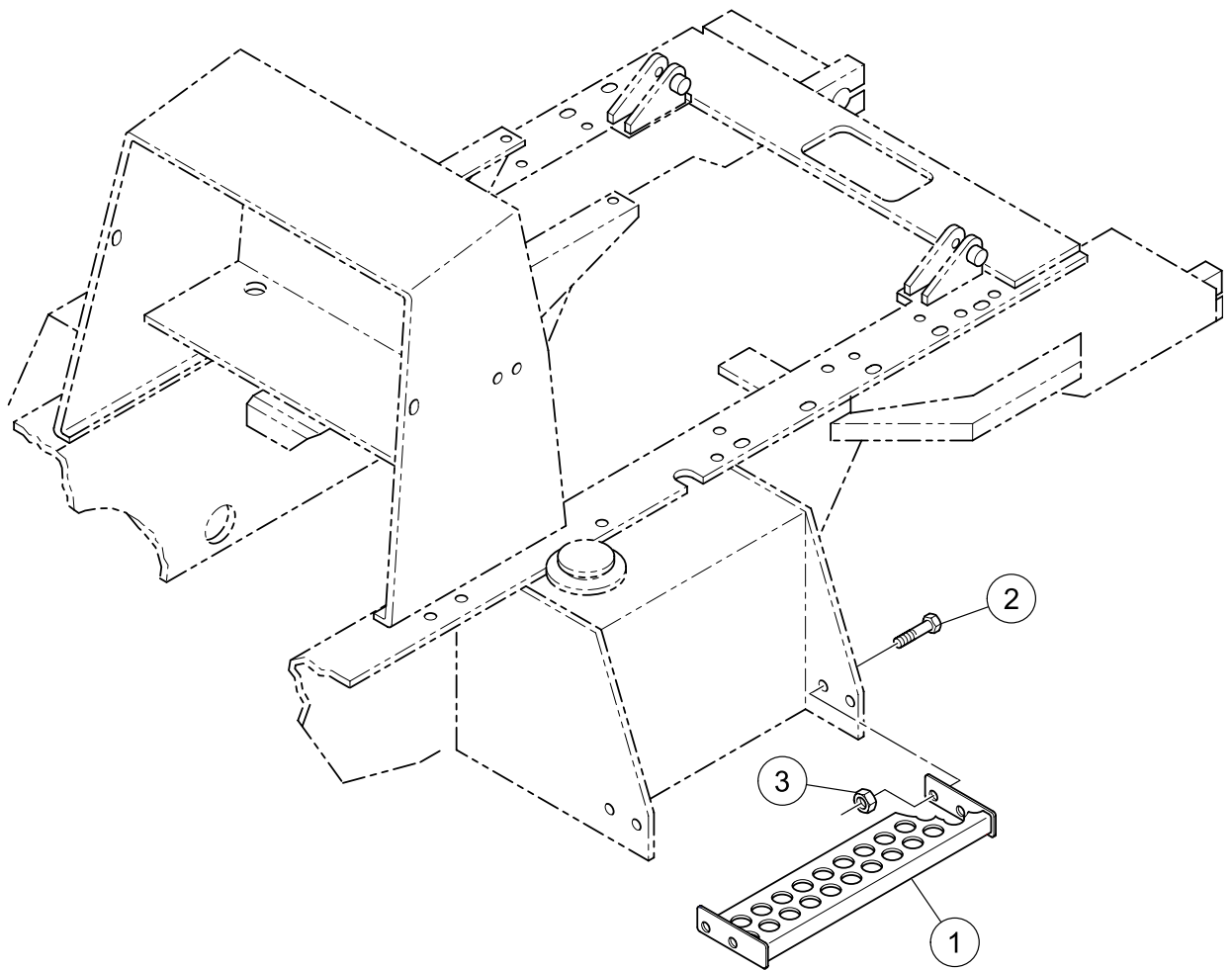
HOOD INSTALLATION - SHEET 2 OF 2

BOM 59283630

ITEM	COMM. NO.	DESCRIPTION	QTY	DIMENSIONS/NOTES
5	59219238	Vandal Cover, RH	1	
6	59134676	Adjustable Lever Latch	2	
7	95920419	HHCS, Zinc Plated	6	5/16 x 18 x 0.75 Grd 8
8	95922365	Flatwasher, Zinc Plated	34	5/16
9	95923314	Locknut	17	5/16 x 18 UNJC
10	59219204	Vandal Cover, LH	1	
11	59418087	Radiator Cap	1	
12	59246728	Lock Tab	3	
13	58883901	Hinge	2	
14	95920443	HHCS, Zinc Plated	11	5/16 x 18 x 1.0 Grd 8

STEP INSTALLATION

Dwg D59209973/00



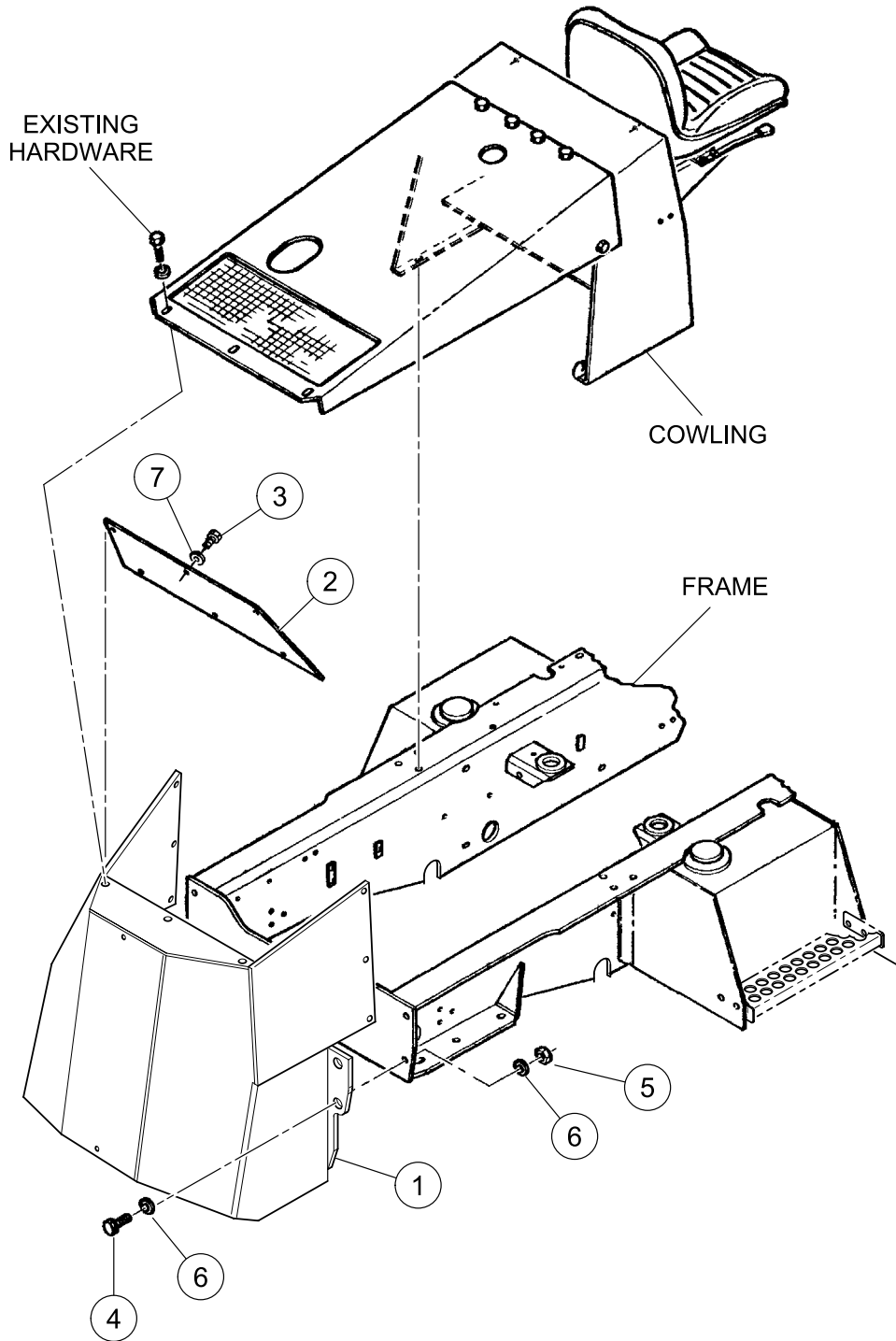
STEP INSTALLATION

BOM 59209973

ITEM	COMM. NO.	DESCRIPTION	QTY	DIMENSIONS/NOTES
1	59209643	Step	2	
2	59680983	Lockscrew	8	3/8 x 16 x 1.0
3	59807941	Locknut	8	3/8 x 16

COUNTERWEIGHT INSTALLATION

Dwg D59209965/02



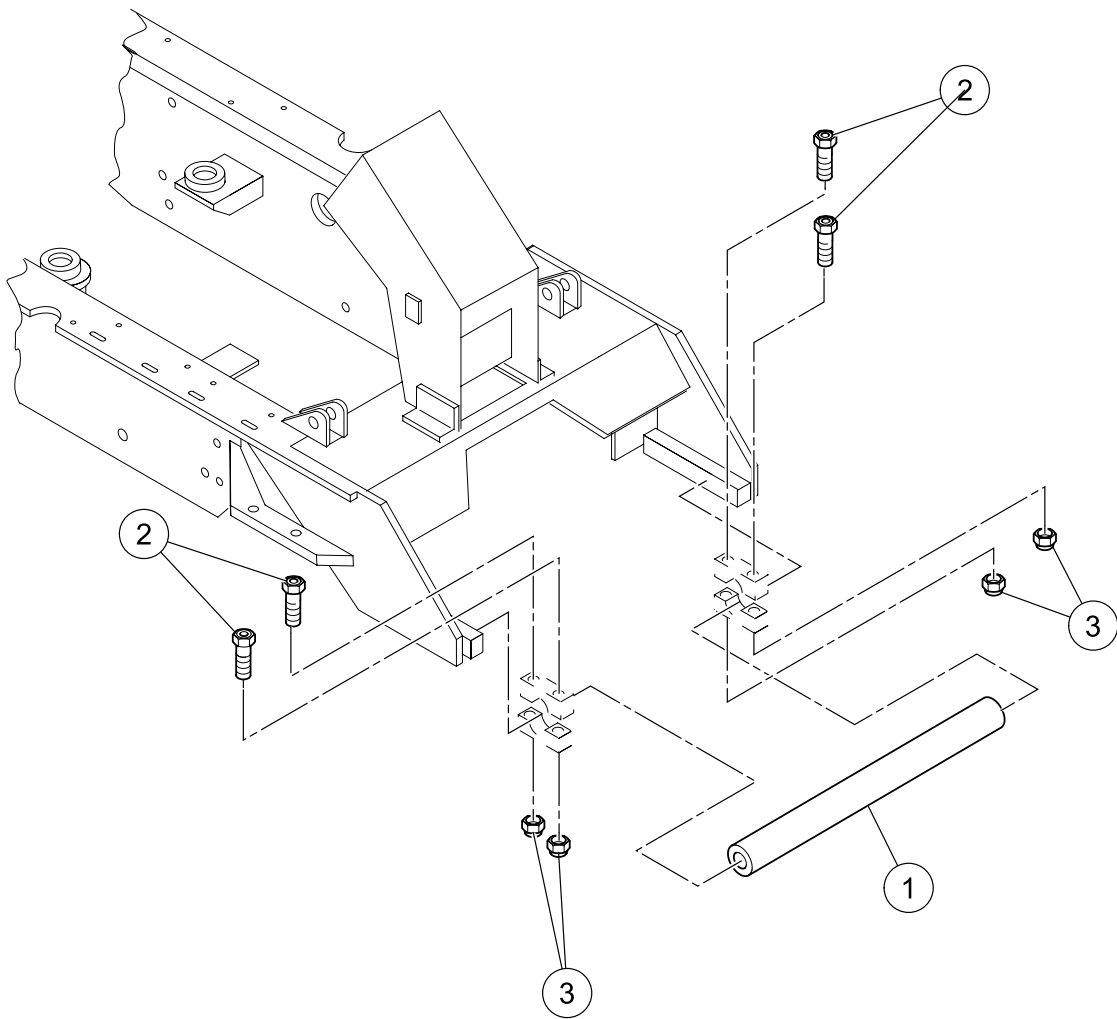
COUNTERWEIGHT INSTALLATION

BOM 59209965

ITEM	COMM. NO.	DESCRIPTION	QTY	DIMENSIONS/NOTES
1	59193714	Counterweight	1	
2	58827791	Counterweight Cover	1	
3	95920377	HHCS, Zinc Plated	6	1/4 x 20 x 1.0 Grd 8
4	95920047	HHCS, Zinc Plated	4	3/4 x 10 x 2.25 Grd 8
5	59327890	Hex Nut	4	3/4 x 10
6	59544213	Washer	8	
7	95922324	Flatwasher, Zinc Plated	6	1/4

MAST PIVOT INSTALLATION

Dwg D59206201/00



MAST PIVOT INSTALLATION

BOM 59206201

ITEM	COMM. NO.	DESCRIPTION	QTY	DIMENSIONS/NOTES
1	59201772	Pivot Shaft	1	
2	95919932	HHCS, Zinc Plated	4	5/8 x 11 x 5 Grd 8
3	95923355	Hex Nut, Zinc Plated	4	5/8 x 11

*****Always use Ingersoll-Rand Replacement parts!*****



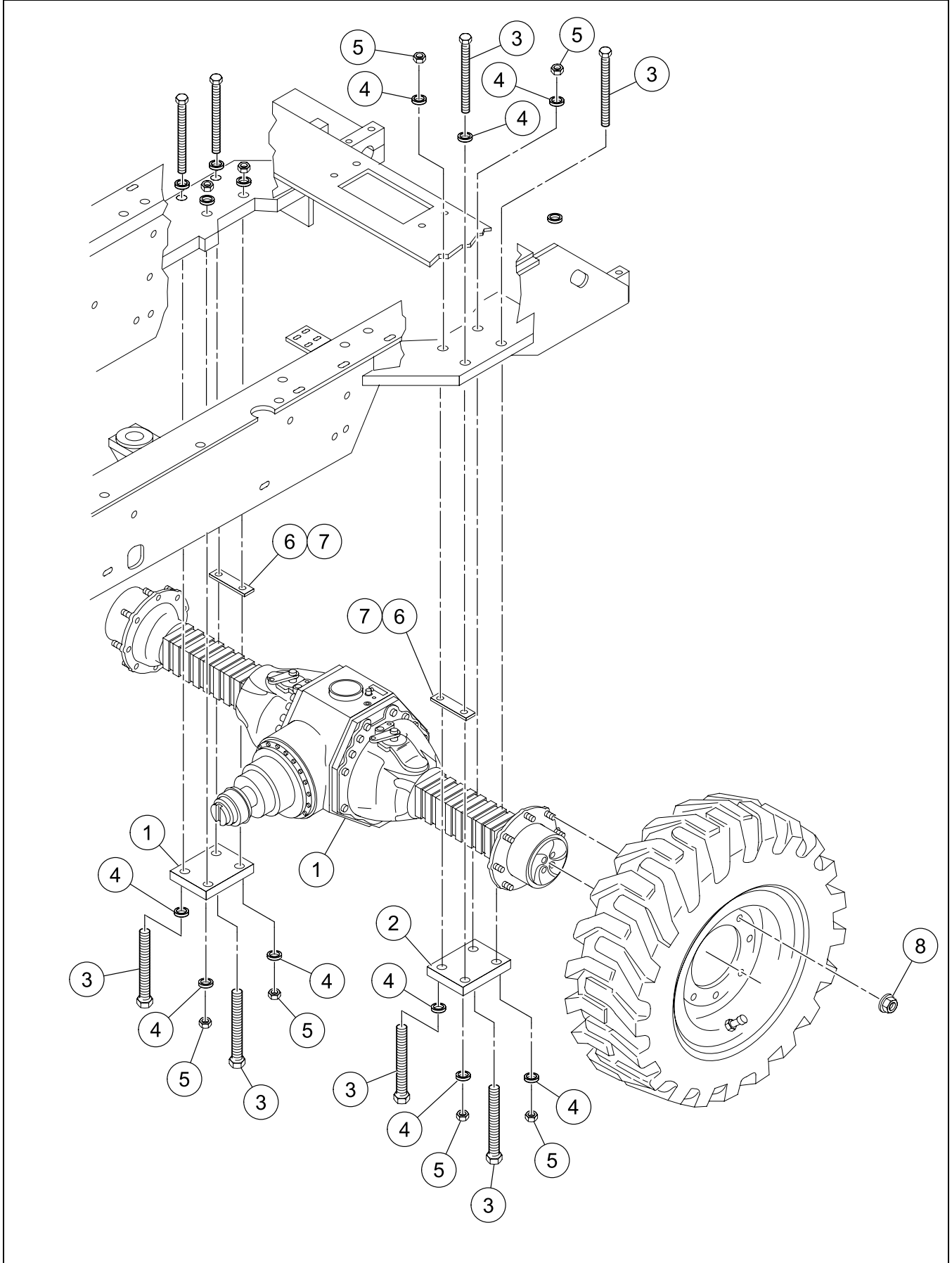
RT-706H/708H - Effective With (See Cover)

Section B - Axle and Tires



DRIVE AXLE INSTALLATION

Dwg D59201731/04



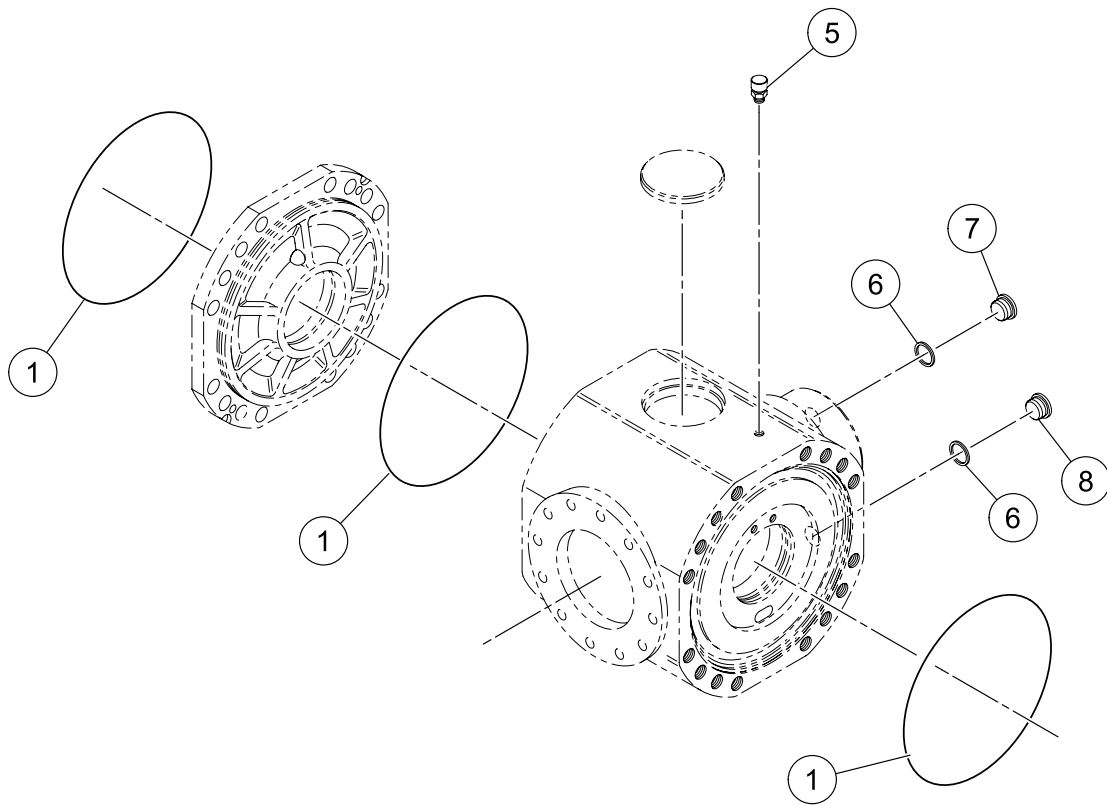
DRIVE AXLE INSTALLATION

BOM 59201731

ITEM	COMM. NO.	DESCRIPTION	QTY	DIMENSIONS/NOTES
1	59251660	Drive Axle	1	See Breakdown B - 4.
-	13384169	ARC - Drive Axle	1	
2	59209841	Axle Pad	2	
3	96740337	HSHCS, Zinc Plated	8	M20 x 2.5 x 260 CI 10.9
4	96701560	Flatwasher, Zinc Plated	16	M20 Hardened
5	96703665	Nut, Zinc Plated	8	M20 x 2.5 CI 10
6	59202101	Shim	2	0.76mm
7	59202119	Shim	8	1.52mm
8	59163758	Wheel Nut	20	M22 x 1.5

DRIVE AXLE (59251660) - INTERNAL BREAKDOWN - SHEET
1 OF 4

Dwg D59200386/01/01



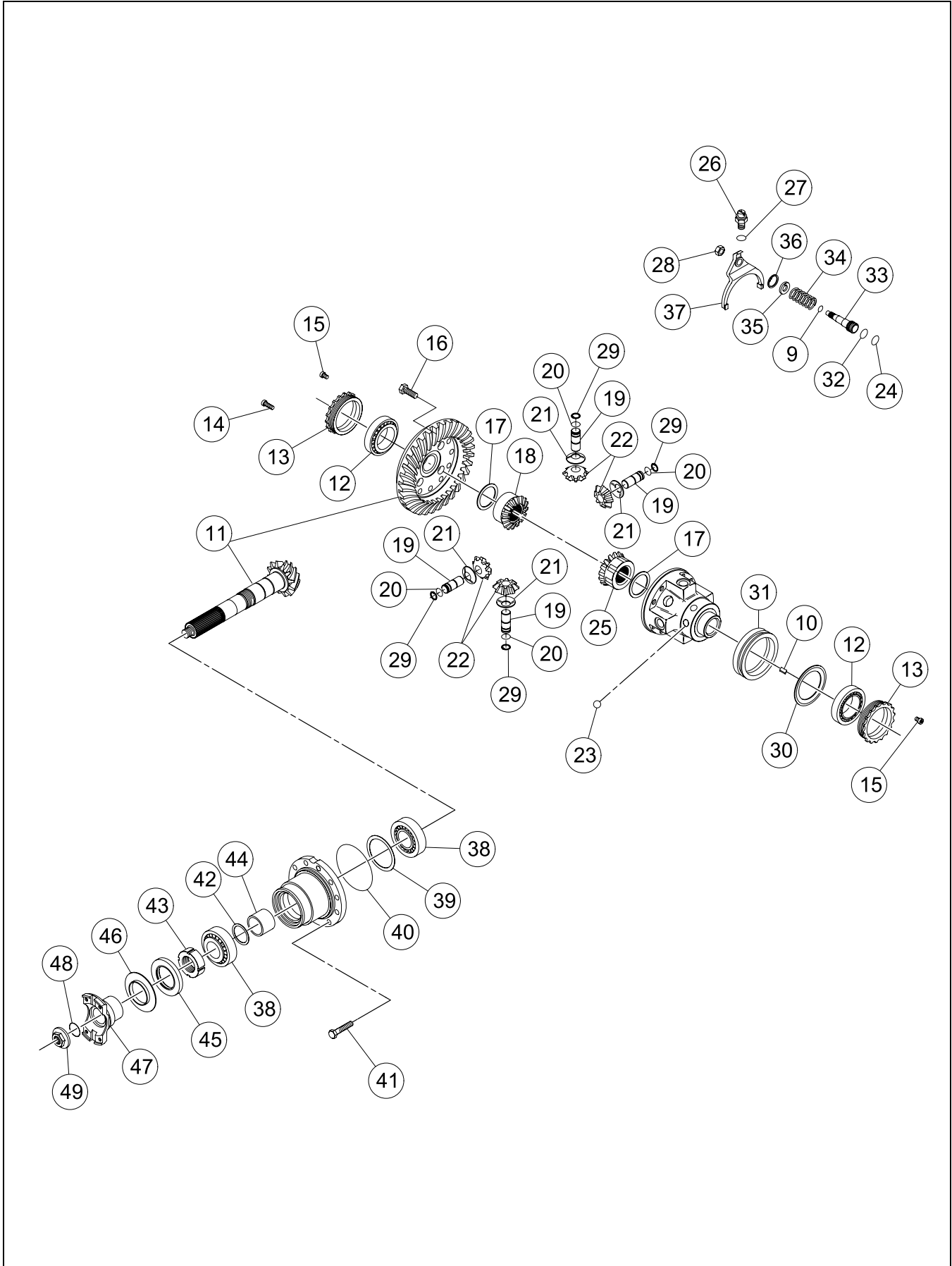
DRIVE AXLE (59251660) - INTERNAL BREAKDOWN - SHEET
1 OF 4

BOM 59251660

ITEM	COMM. NO.	DESCRIPTION	QTY	DIMENSIONS/NOTES
1	59793521	O-ring	3	
5	59146233	Vent	1	
6	59794123	Washer	2	
7	59794115	Plug	1	
8	59146241	Magnetic Plug	1	

DRIVE AXLE (59251660) - INTERNAL BREAKDOWN - SHEET
2 OF 4

Dwg D59200386/01/02



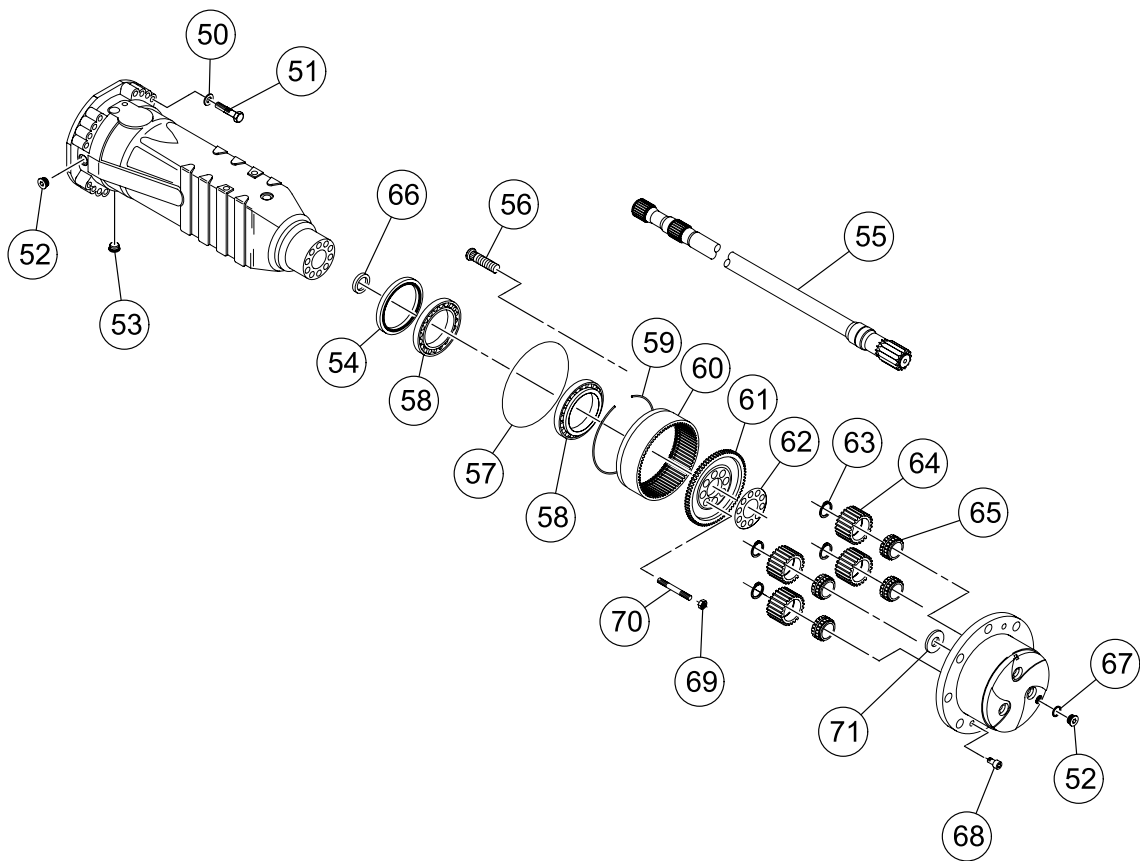
DRIVE AXLE (59251660) - INTERNAL BREAKDOWN - SHEET
2 OF 4

BOM 59251660

ITEM	COMM. NO.	DESCRIPTION	QTY	DIMENSIONS/NOTES
9	59242644	Circlip	1	
10	59242651	Key	1	
11	59242669	Bevel Gear Set	1	
12	59793786	Bearing	2	
13	59146274	Ring Nut	2	
14	59146282	Bolt	4	
15	59146290	Bolt	2	
16	54632781	Bolt	12	
17	59146316	Friction Washer	2	
18	59146324	Differential Side Gear	1	
19	59146357	Pin	4	
20	59146332	Circlip	4	
21	59146365	Friction Washer	4	
22	59146423	Pinion,Differential	4	
23	59242677	Ball,Detent	6	
24	59242685	Ring	1	
25	13247408	Differential Side Gear	1	
26	58916545	Plug	1	
27	58916537	Seal Washer	1	
28	59242727	Nut	1	
29	59146340	Circlip	4	
30	59242735	Sheet	1	
31	59242743	Selector	1	
32	13067590	O-Ring	1	
33	59242750	Piston	1	
34	59242768	Spring	1	
35	59242776	Plug	1	
36	59242792	Selector Fork	1	
37	59769661	Bearing	2	
38	59769661	Bearing	2	
39	59154120	Shim	1	
-	59154138	Shim	1	
-	59154146	Shim	1	
-	59154153	Shim	1	
40	13104021	O-Ring	1	
41	59793034	Bolt	12	
42	59154161	Shim	1	
-	59154179	Shim	1	
-	59154187	Shim	1	
-	59794149	Shim	1	
-	59154195	Shim	1	
43	59769653	Nut	1	
44	59146381	Spacer	1	
45	58803958	Seal	1	
46	13082839	Cover Plate	1	
47	59194126	Flange	1	
48	59146258	O-Ring	1	
49	59146415	Nut	1	
-	59242818	Differential Kit (Includes Items 17,18,19, 20,21,22,23,25,29)	1	

DRIVE AXLE (59251660) - INTERNAL BREAKDOWN - SHEET
3 OF 4

Dwg D59200386/01/03



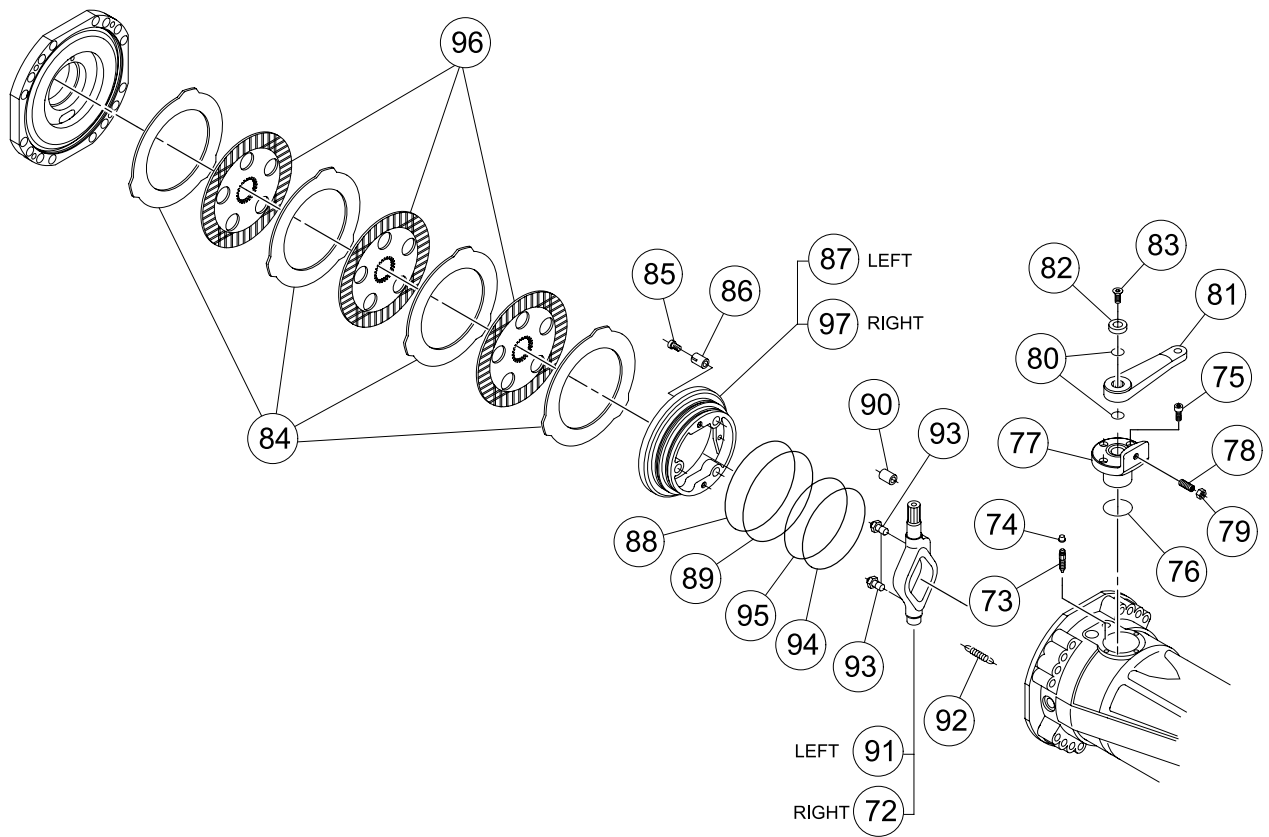
DRIVE AXLE (59251660) - INTERNAL BREAKDOWN - SHEET
3 OF 4

BOM 59251660

ITEM	COMM. NO.	DESCRIPTION	QTY	DIMENSIONS/NOTES
50	59146456	Washer	32	
51	59146449	Bolt	32	
52	59794115	Plug	4	
53	59146241	Plug,Magnet	2	
54	59146605	Seal	2	
55	59242826	Shaft,Half	2	
56	13228564	Wheel Stud	20	
57	58974155	O-Ring	2	
58	59146613	Bearing	4	
59	59153627	Circlip	2	
60	59243162	Gear, Ring	2	
61	59242834	Ring Gear Support	2	
62	59153650	Plate, Locking	2	
63	59146654	Circlip	8	
64	59146662	Gear	8	
65	59146670	Bearing	8	
66	59242842	Seal	2	
67	59794123	Washer	6	
68	59246835	Bolt, Tapered	4	
69	59153619	Nut	16	
70	59153601	Stud	16	
71	59242867	Friction Washer	2	
-	13247416	Planet Gear Carrier Kit (Includes Items 59, 60, 62, 63, 65)	1	

DRIVE AXLE (59251660) - INTERNAL BREAKDOWN - SHEET
4 OF 4

Dwg D59200386/01/04



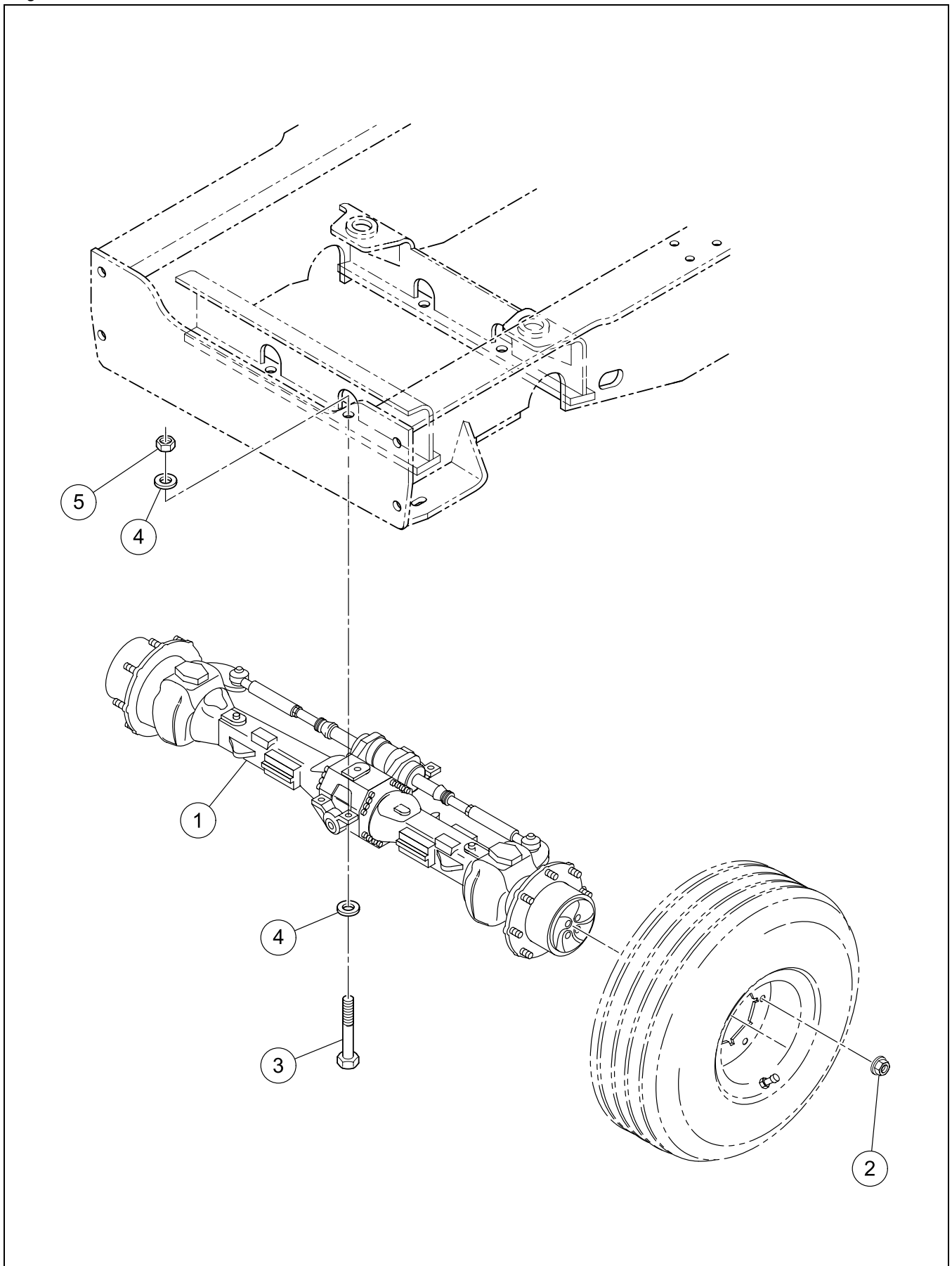
DRIVE AXLE (59251660) - INTERNAL BREAKDOWN - SHEET
4 OF 4

BOM 59251660

ITEM	COMM. NO.	DESCRIPTION	QTY	DIMENSIONS/NOTES
72	59242883	Lever	1	
73	59242891	Bolt,Bleeding	2	
74	59243006	Plug	2	
75	59794073	Bolt	6	
76	58916974	O-Ring	2	
77	59243022	Bushing.Reduction	2	
78	59243014	Bolt,Grub	2	
79	59793430	Nut	2	
80	59243030	O-Ring	4	
81	59243048	Lever	2	
82	59793190	Spacer	2	
83	59793182	Bolt	2	
84	59153759	Intermediate Brake Disc	10	
85	59153676	Bolt	6	
86	59153684	Spring	3	
87	59243055	Piston	1	
88	59153718	Back Up Ring	1	
89	59153726	O-Ring	1	
90	59769935	Dowel	2	
91	59243071	Lever	1	
92	59153700	Spring	6	
93	13082870	Pusher	2	
94	59153734	Backu Up Ring	1	
95	59153742	O-Ring	1	
96	54705447	Brake Disc	8	
97	59243089	Piston	1	
-	59243097	Piston Kit, A (Includes Items 86,87,88,89,93,94)	1	
-	59243105	Piston Kit, B (Includes Items 86,88,89,94,97)	1	

2WD STEERING AXLE INSTALLATION

Dwg D59205880/02



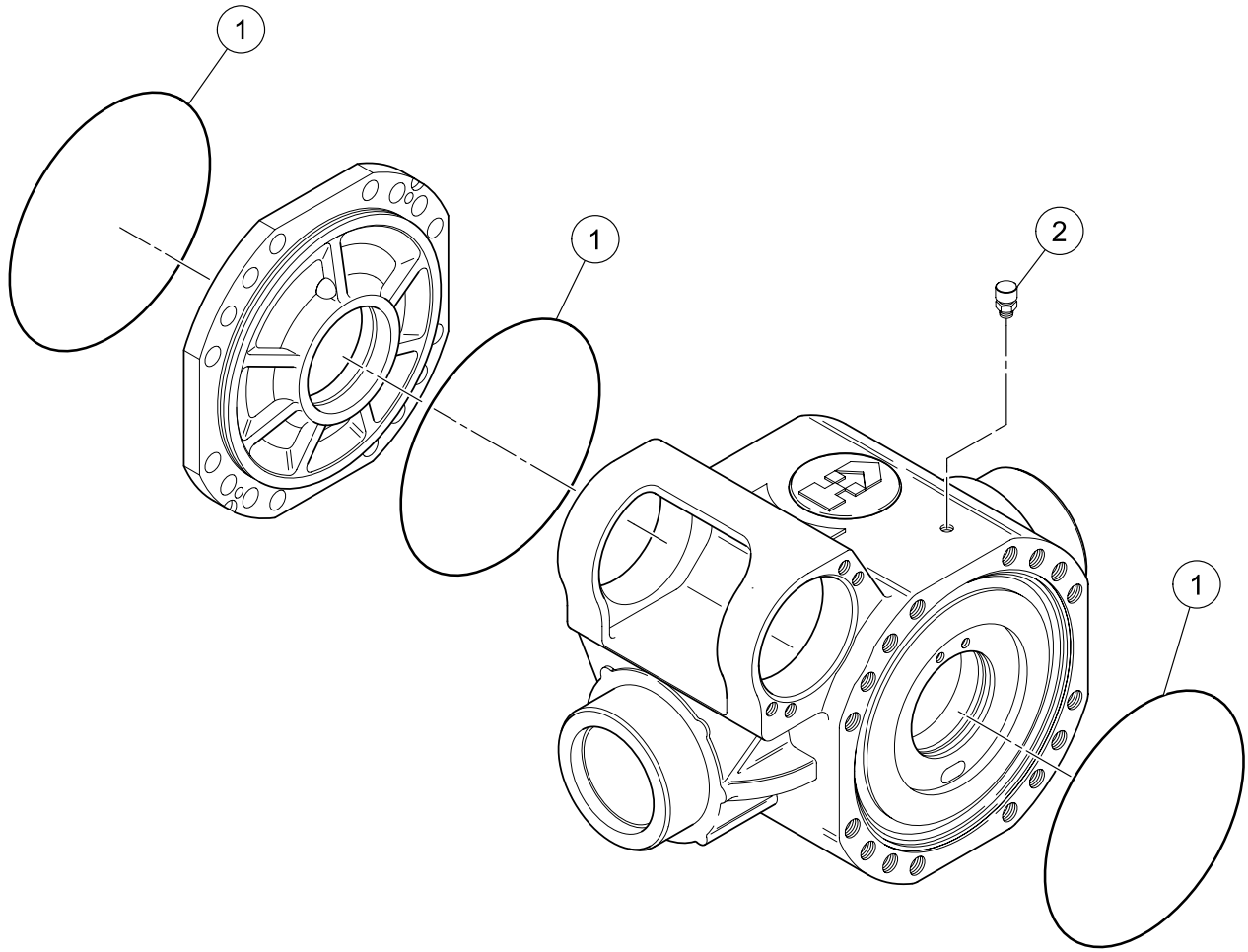
2WD STEERING AXLE INSTALLATION

BOM 59205880

ITEM	COMM. NO.	DESCRIPTION	QTY	DIMENSIONS/NOTES
1	59251678	Axle - 2-Wheel Drive Steering	1	See Breakdown B - 14.
2	59163758	Wheel Nut	16	M22 x 1.5
3	96705678	HSHCS, Zinc Plated	4	M20 x 2.5 x 130 CI 10.9
4	96701560	Flatwasher, Zinc Plated	8	M20 Hardened
5	96703665	Nut, Zinc Plated	4	M20 x 2.5 CI 10
-	59209957	Tire And Wheel Assembly	2	
-	59201236	- Tire	2	11L x 16 -12 Ply
-	59209940	- Rim	2	
-	59524447	- Air Valve	2	
-	59248583	- Wheel Nut Spacer	1	
-	59240606	Tire And Wheel Assembly (RT-706H)	2	
-	59240614	- Tire	1	16.9 x 24 - 10 Ply
-	59201707	- Rim	1	
-	59524447	- Valve	1	
-	59201715	Tire And Wheel Assembly (RT-708H - Standard RT-706H - Optional)	2	
-	59201897	- Tire	2	18.4 x 24 - 12 Ply
-	59201723	- Rim	2	
-	59524447	- Air Valve	2	

AXLE - 2-WHEEL DRIVE STEERING (59251678) - INTERNAL
BREAKDOWN - SHEET 1 OF 4

Dwg 13245188/00/01



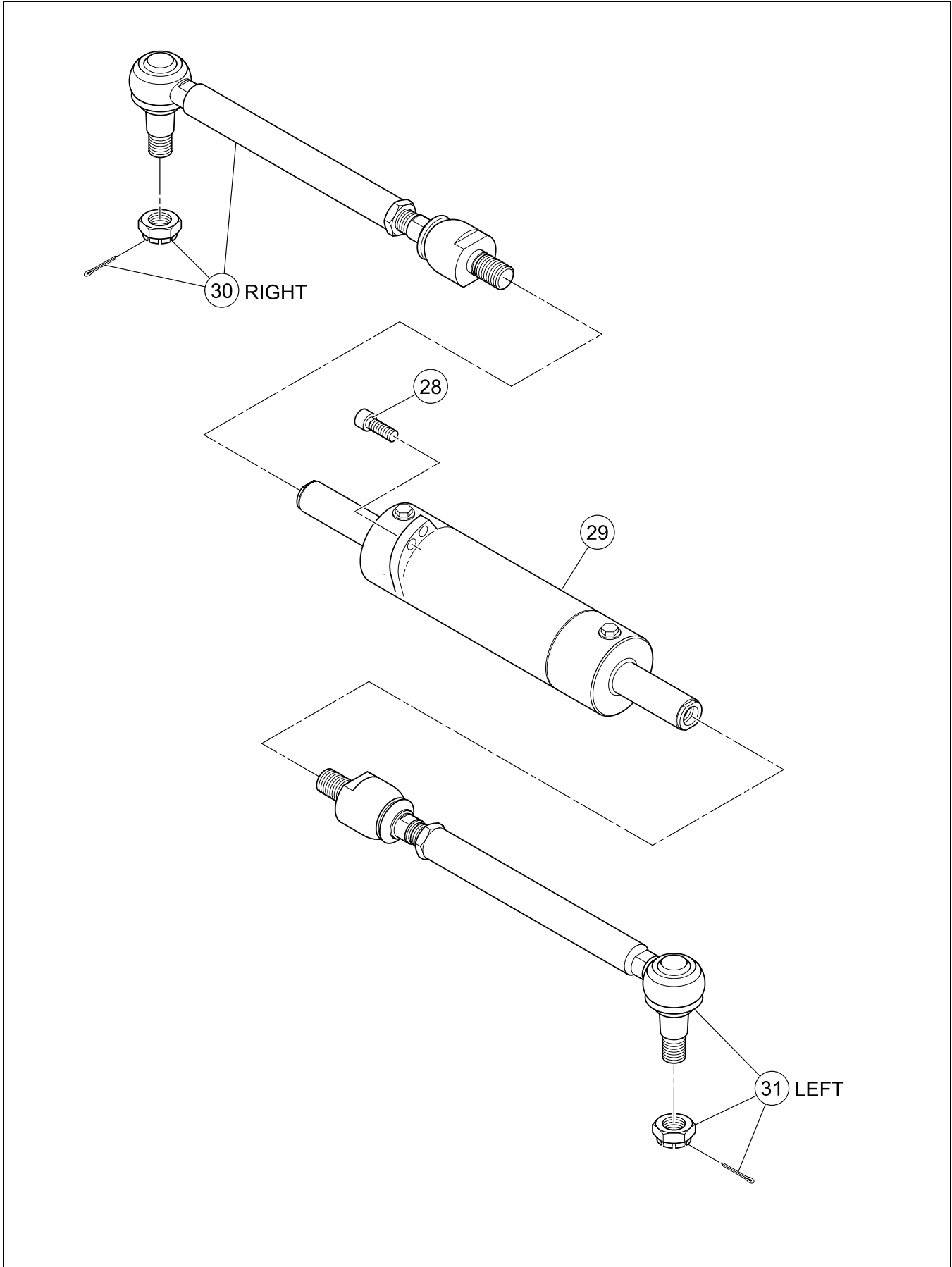
AXLE - 2-WHEEL DRIVE STEERING (59251678) - INTERNAL
BREAKDOWN - SHEET 1 OF 4

BOM 59251678

ITEM	COMM. NO.	DESCRIPTION	QTY	DIMENSIONS/NOTES
1	59793521	O-ring	3	
2	59146282	Cylinder Bolt	4	

AXLE - 2-WHEEL DRIVE STEERING (59251678) - INTERNAL
BREAKDOWN - SHEET 2 OF 4

Dwg 13245188/00/02



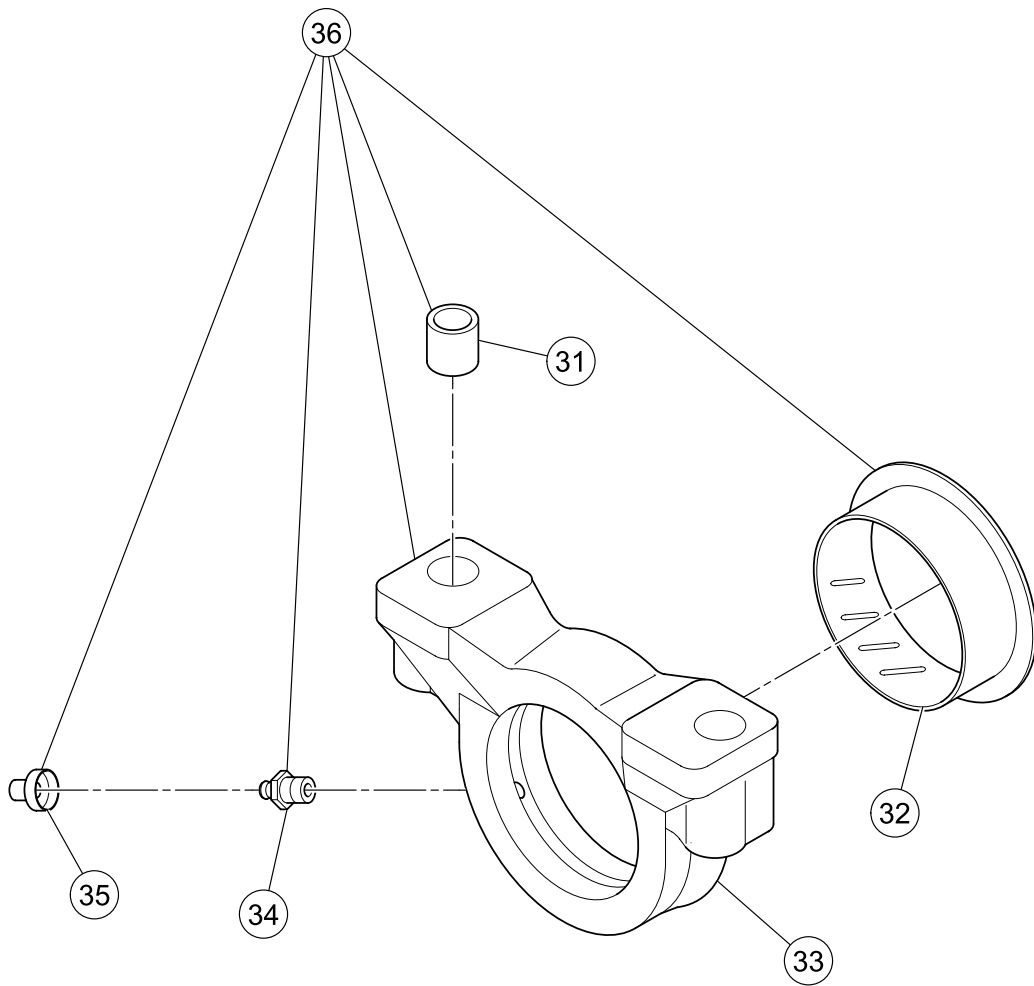
AXLE - 2-WHEEL DRIVE STEERING (59251678) - INTERNAL
BREAKDOWN - SHEET 2 OF 4

BOM 59251678

ITEM	COMM. NO.	DESCRIPTION	QTY	DIMENSIONS/NOTES
28	59154039	Cylinder Bolt	4	
29	59194217	Cylinder	1	
-	59141986	- Seal Kit	1	
30	59242602	Articulated Tie Rod	2	
31	59154070	Reduction Bushing	4	

AXLE - 2-WHEEL DRIVE STEERING (59251678) - INTERNAL
BREAKDOWN - SHEET 3 OF 4

Dwg 13245188/00/03



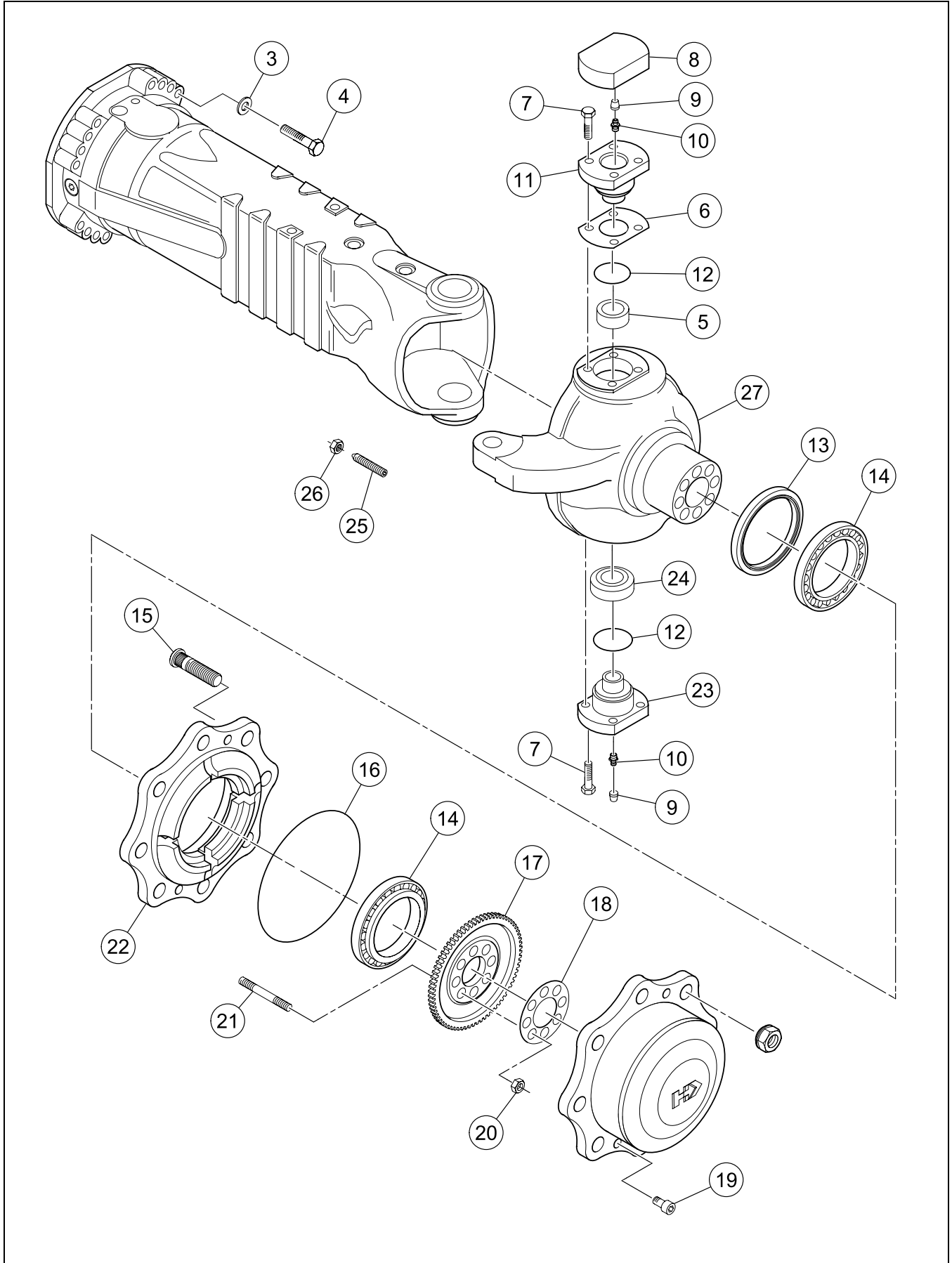
AXLE - 2-WHEEL DRIVE STEERING (59251678) - INTERNAL
BREAKDOWN - SHEET 3 OF 4

BOM 59251678

ITEM	COMM. NO.	DESCRIPTION	QTY	DIMENSIONS/NOTES
31	59154070	Reduction Bushing	4	
32	59154088	Thrust Bushing	2	
33	59194233	Support	2	
34	59769364	Fitting	2	
35	59243006	Plug	2	
36	13228572	Support (Not Shown)	2	

AXLE - 2-WHEEL DRIVE STEERING (59251678) - INTERNAL
BREAKDOWN - SHEET 4 OF 4

Dwg 13245188/00/04



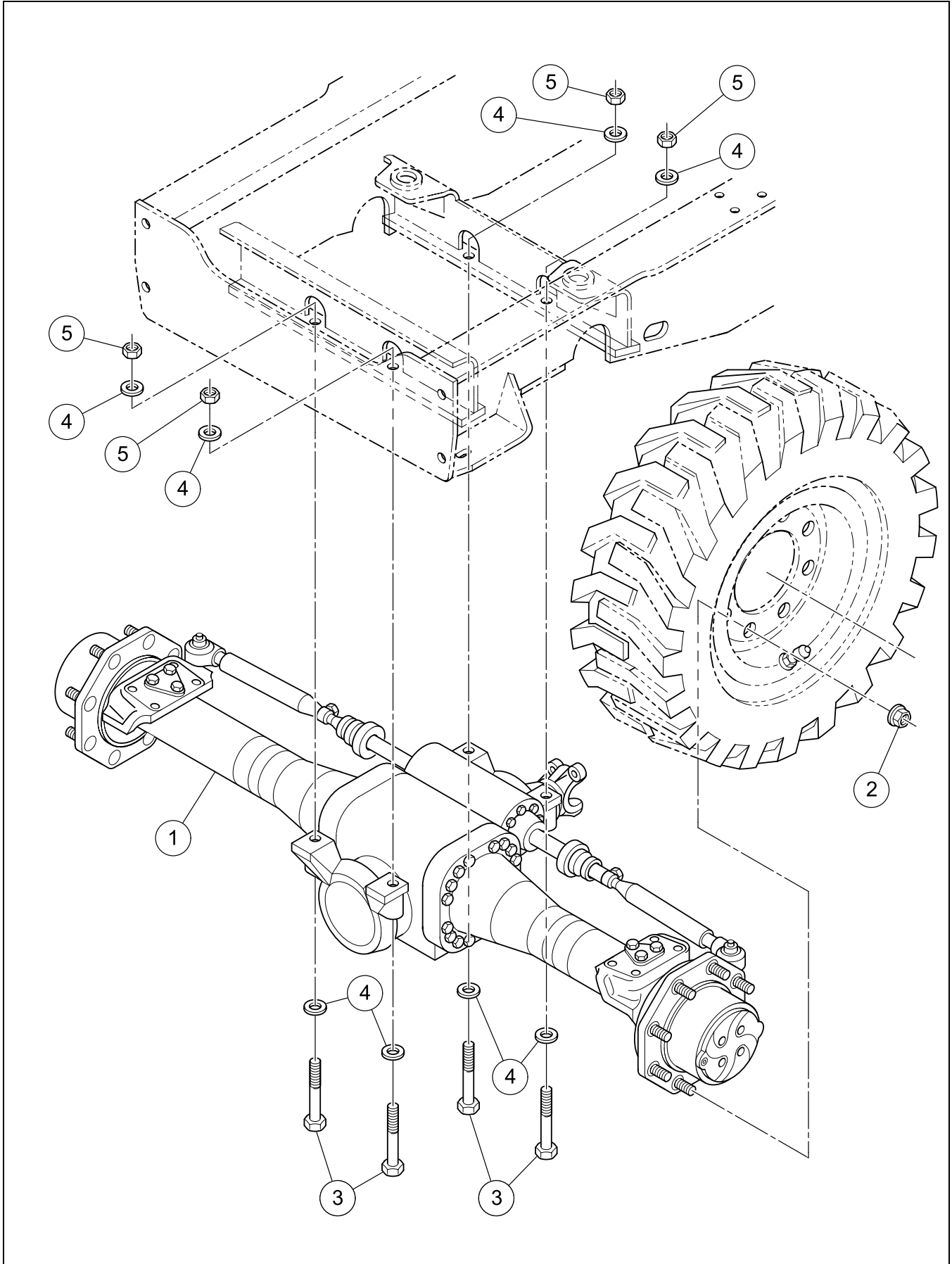
AXLE - 2-WHEEL DRIVE STEERING (59251678) - INTERNAL
BREAKDOWN - SHEET 4 OF 4

BOM 59251678

ITEM	COMM. NO.	DESCRIPTION	QTY	DIMENSIONS/NOTES
3	59146456	Washer	32	
4	59146449	Bolt	32	
5	59146498	Outer Race	2	
6	59242537	Shim	2	
-	59243139	Shim	2	
-	59243147	Shim	2	
7	59146308	Bolt	20	
8	59242545	Cover	2	
9	59243006	Plug	4	
10	59769364	Pivot Fitting	2	
11	59242552	Pin	2	
12	59146548	Seal	2	
13	13431937	Seal	2	
14	59146613	Bearing	4	
15	13228564	Wheel Stud	16	
16	59793521	O-ring	2	
17	59242560	Spacer	2	
18	59153650	Locking Plate	2	
19	59246835	Tapered Bolt	4	
20	59153619	Nut	16	
21	59153601	Stud	16	
22	59246850	Inner Hub	2	
23	59242594	Pivot Pin	2	
24	59146555	Articulation	2	
25	59153635	Adjusting Bolt	4	
26	59153643	Nut	4	
27	13423009	Axle Steering Case	1	
-	13253174	Steering Case RF/LR	1	

4WD STEERING DRIVE AXLE INSTALLATION

Dwg D59205906/02



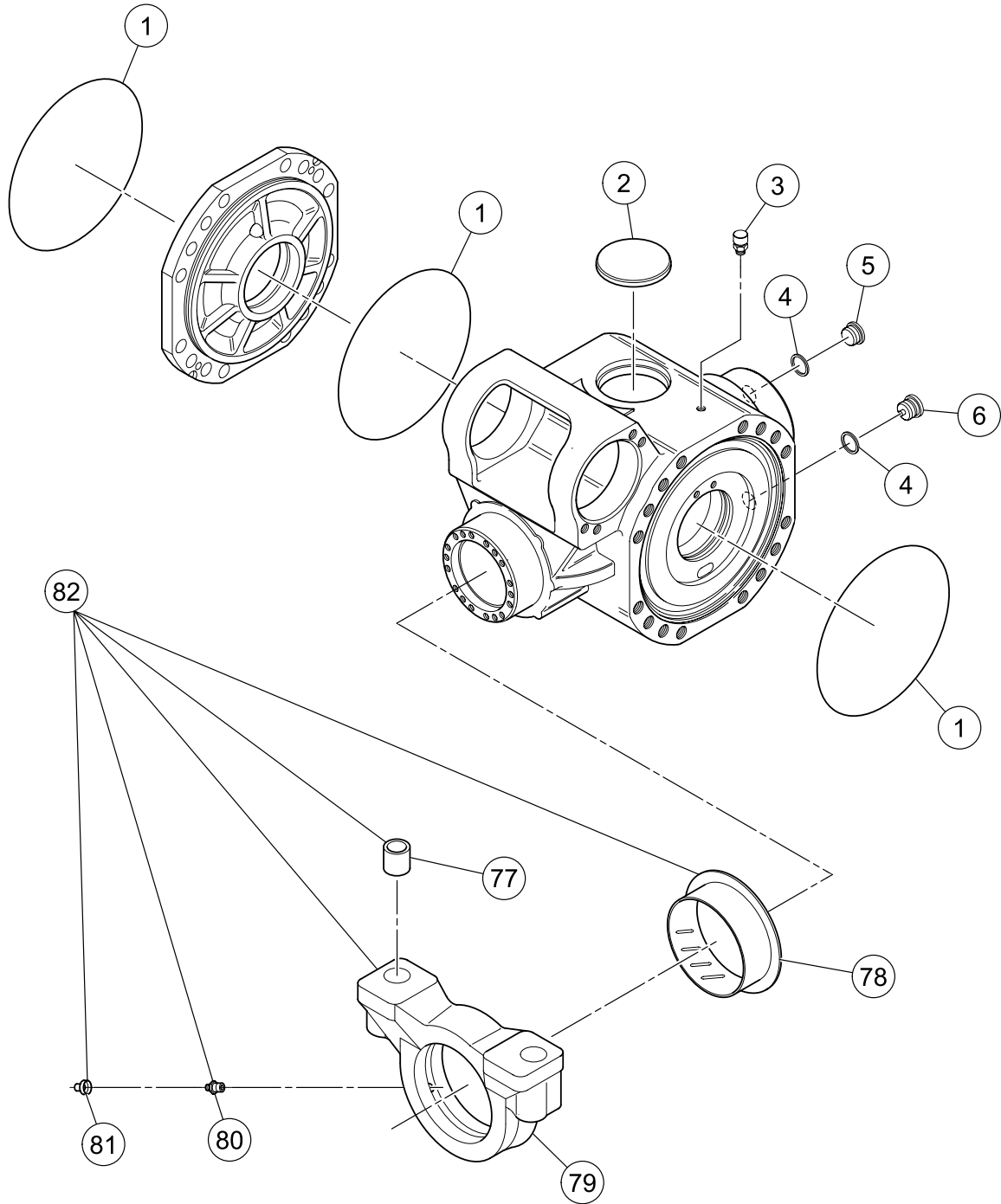
4WD STEERING DRIVE AXLE INSTALLATION

BOM 59205906

ITEM	COMM. NO.	DESCRIPTION	QTY	DIMENSIONS/NOTES
1	59251652	Axle - 4-Wheel Drive Steering	1	See Breakdown B - 24.
2	59163758	Wheel Nut	16	M22 x 1.5
3	96705678	HSHCS, Zinc Plated	4	M20 x 2.5 x 130 CI 10.9
4	96701560	Flatwasher, Zinc Plated	8	M20 Hardened
5	96703665	Nut, Zinc Plated	4	M20 x 2.5 CI 10
-	59231050	Tire And Wheel Assembly	2	
-	59240531	- Tire	2	12 x 16.5 - 10 Ply
-	59209924	- Rim	2	
-	59524447	- Air Valve	2	

AXLE (4WD STEERING) (59251652) - INTERNAL
BREAKDOWN - SHEET 1 OF 4

Dwg D59200329/01/01



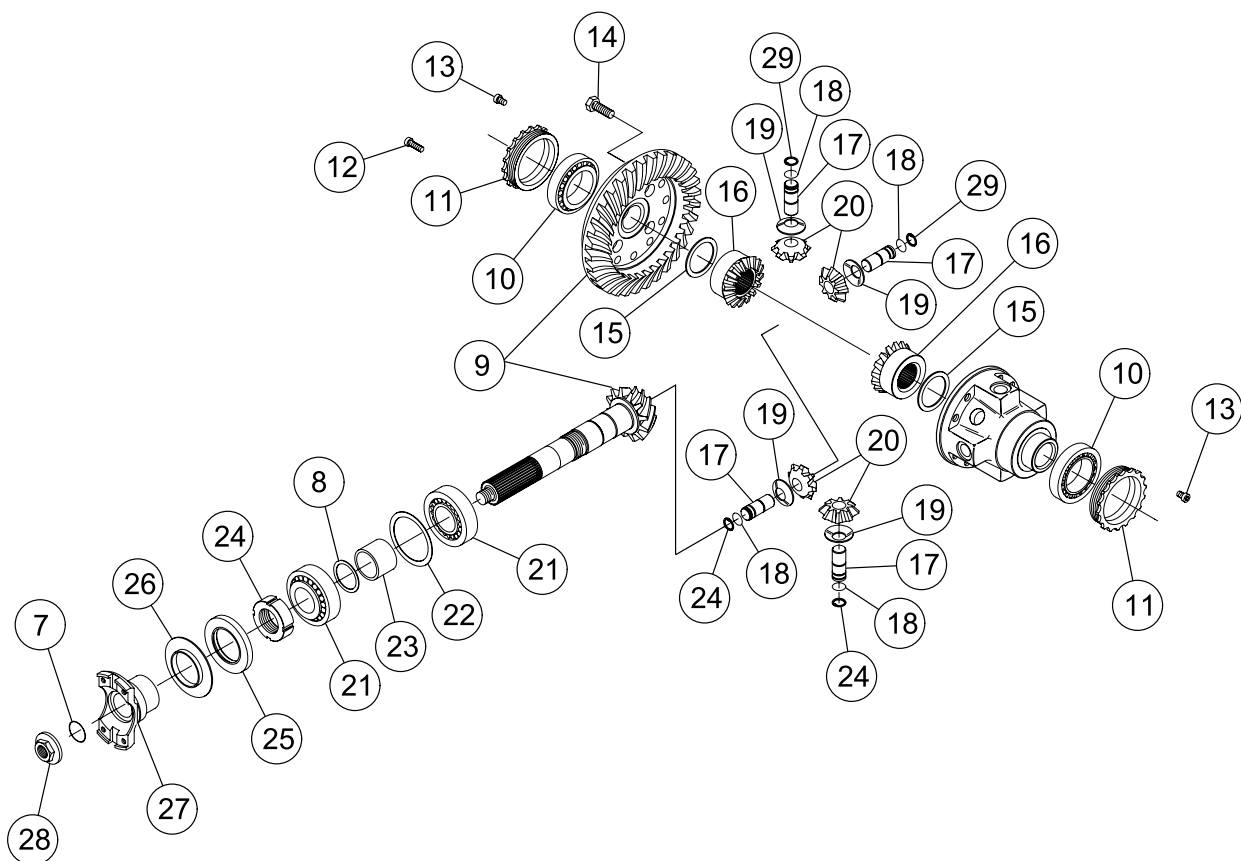
AXLE (4WD STEERING) (59251652) - INTERNAL
BREAKDOWN - SHEET 1 OF 4

BOM 59251652

ITEM	COMM. NO.	DESCRIPTION	QTY	DIMENSIONS/NOTES
1	59793521	O-ring	3	
3	59146233	Vent	1	
4	59794123	Washer	2	
5	59794115	Plug	1	
6	59146241	Magnetic Plug	1	
77	59154070	Reduction Bushing	4	
78	59154088	Thrust Bushing	2	
79	59194233	Support	2	
80	59769364	Fitting	2	
81	59243006	Plug	2	
82	13247440	Support	2	

AXLE (4WD STEERING) (59251652) - INTERNAL
BREAKDOWN - SHEET 2 OF 4

Dwg D59200329/01/02



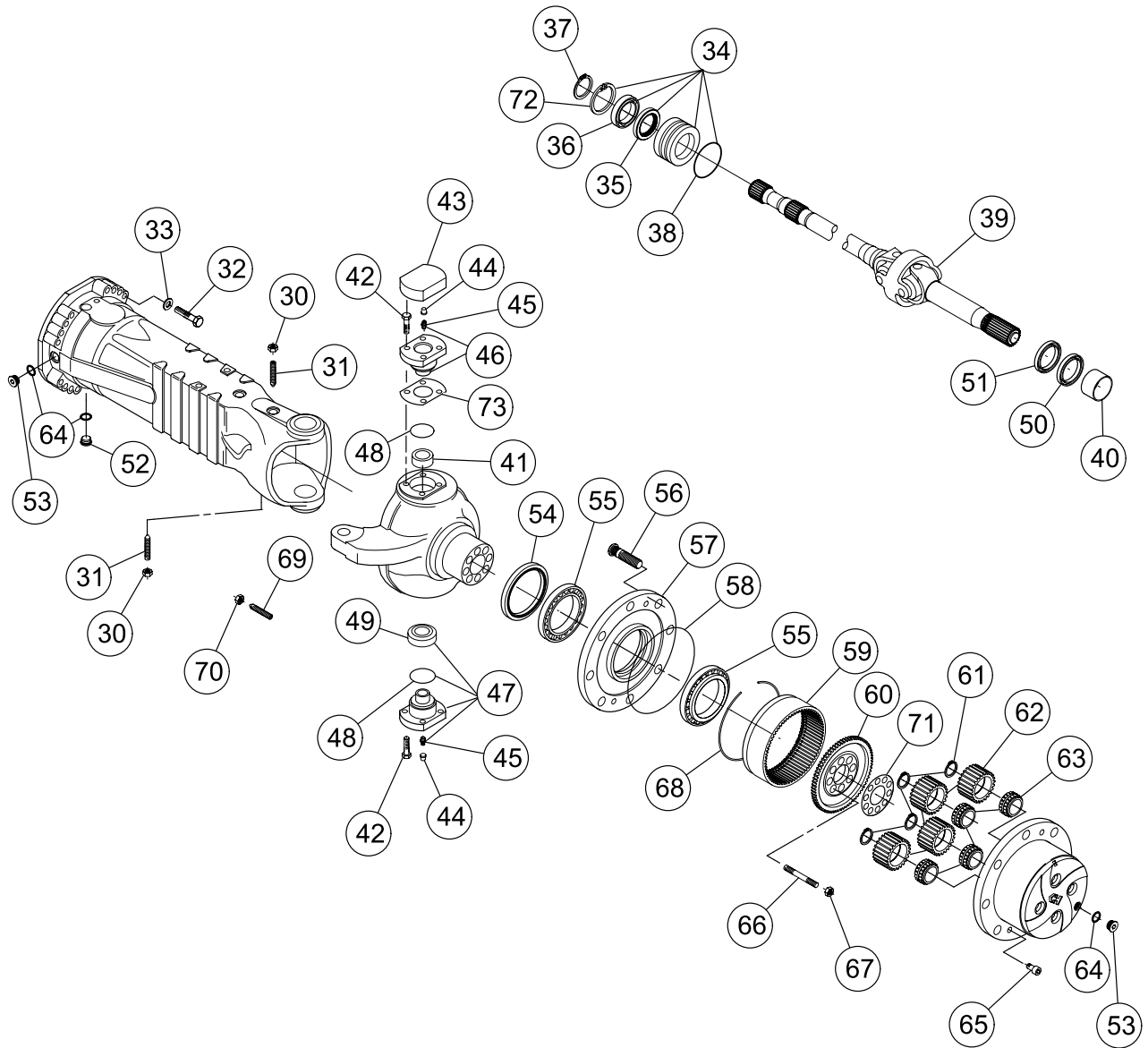
AXLE (4WD STEERING) (59251652) - INTERNAL
BREAKDOWN - SHEET 2 OF 4

BOM 59251652

ITEM	COMM. NO.	DESCRIPTION	QTY	DIMENSIONS/NOTES
7	59146258	O-ring	1	
8	59146241	Shim	1	
-	59154179	Shim	1	
-	59154187	Shim	1	
-	59794149	Shim	1	
-	59154195	Shim	1	
9	59243113	Bevel Gear Set	1	
10	59793786	Bearing	2	
11	59146274	Ring Nut	2	
12	59146282	Bolt	4	
13	59146290	Bolt	2	
14	54632781	Bolt	12	
15	59146316	Friction Washer	2	
16	59146324	Differential Side Gear	2	
17	59146357	Pin	4	
18	59146332	Circlip	4	
19	59146365	Friction Washer	4	
20	59146423	Differential Pinion	4	
21	59769661	Bearing	2	
22	59154120	Shim	1	
-	59154138	Shim	1	
-	59154146	Shim	1	
-	59154153	Shim	1	
23	59146381	Spacer	1	
24	59769653	Nut	1	
25	58803958	Seal	1	
26	13082839	Cover Plate	1	
27	59194126	Flange	1	
28	59146415	Nut	1	
29	59146340	Circlip	4	
-	59243121	Differential Kit (Includes Items 15,16,17,18,19,20,29 And Carrier)	1	

AXLE (4WD STEERING) (59251652) - INTERNAL
BREAKDOWN - SHEET 3 OF 4

Dwg D59200329/01/03



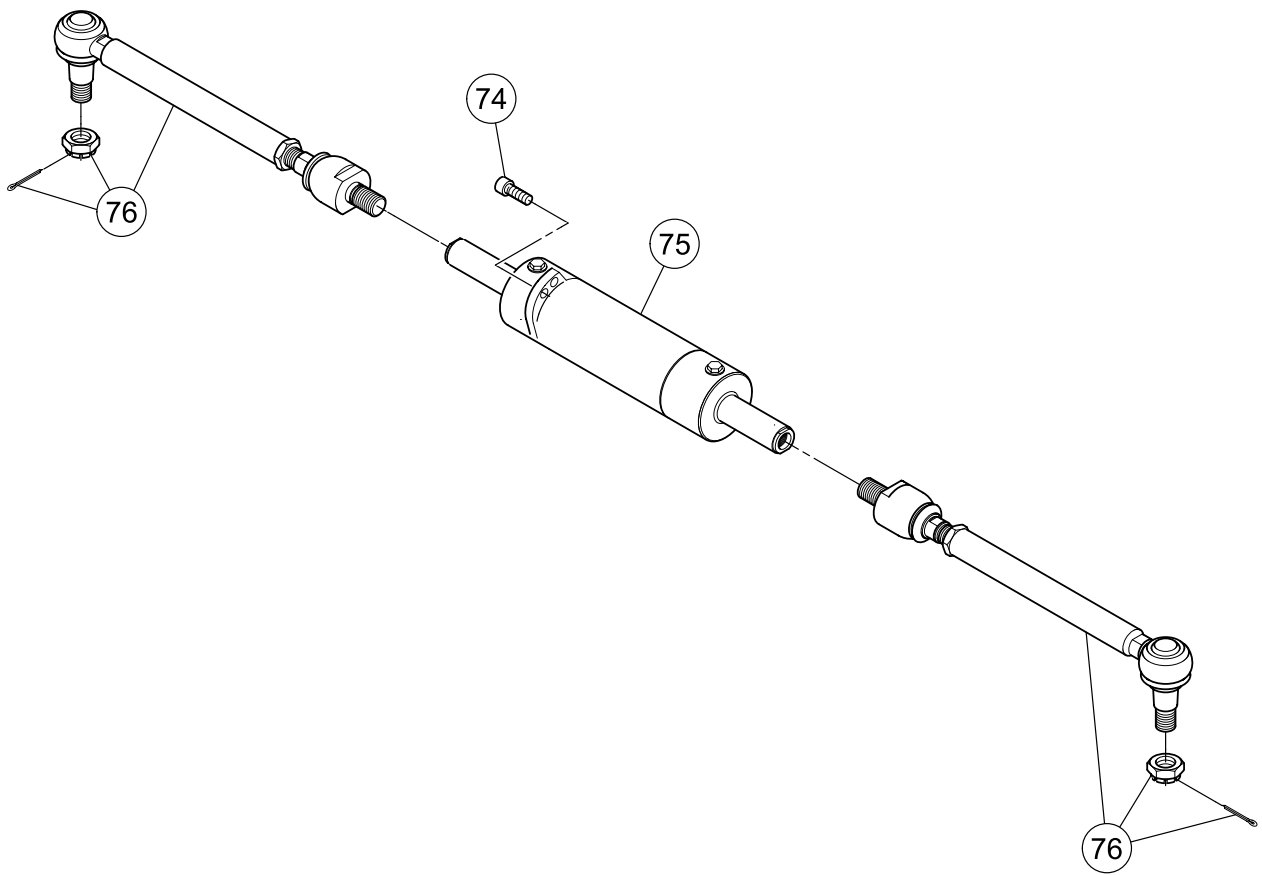
AXLE (4WD STEERING) (59251652) - INTERNAL
BREAKDOWN - SHEET 3 OF 4

BOM 59251652

ITEM	COMM. NO.	DESCRIPTION	QTY	DIMENSIONS/NOTES
30	59791004	Nut	2	
31	59194134	Bolt	2	
32	59146449	Bolt	32	
33	59146456	Washer	32	
34	59194159	Reduction Bushing	2	
35	58804444	Seal	2	
36	59904961	Ball Bearing	2	
37	59790865	Circlip	2	
38	59194167	O-ring	2	
39	13247424	Joint	2	
40	59146480	Thrust Bushing	2	
41	59146498	Outer Race	2	
42	59146308	Bolt	20	
43	59242545	Cover	2	
44	59243006	Plug	4	
45	59769364	Fitting	2	
46	59242552	Pivot Pin	2	
47	59242594	Pivot Pin	2	
48	59146548	Seal	2	
49	59146555	Articulation	2	
50	59146571	Seal	2	
51	59146589	Dust Excluder	2	
52	59146241	Magnet Plug	2	
53	59794115	Plug	4	
54	59146605	Seal	2	
55	59146613	Bearing	4	
56	13228564	Wheel Stud	16	
57	59246850	Inner Hub	2	
58	59793521	O-Ring	2	
59	59243162	Ring Gear	2	
60	59242834	Ring Gear Support	2	
61	59146654	Circlip	8	
62	59146662	Planet Gear	8	
63	59146670	Bearing	8	
64	59794123	Washer	6	
65	59246835	Tapered Bolt	4	
66	59153601	Stud	16	
67	59153619	Nut	16	
68	59153627	Circlip	2	
69	59153635	Adjusting Bolt	4	
70	59153643	Nut	4	
71	59153650	Locking Plate	2	
72	59790824	Circlip	2	
73	59242537	Shim	2	
-	59243139	Shim	2	
-	59243147	Shim	2	
-	13247432	Planet Gear Carrier Kit (Includes Items 59,60,61,62,63,68 and Carrier)	1	

AXLE (4WD STEERING) (59251652) - INTERNAL
BREAKDOWN - SHEET 4 OF 4

Dwg D59200329/01/04



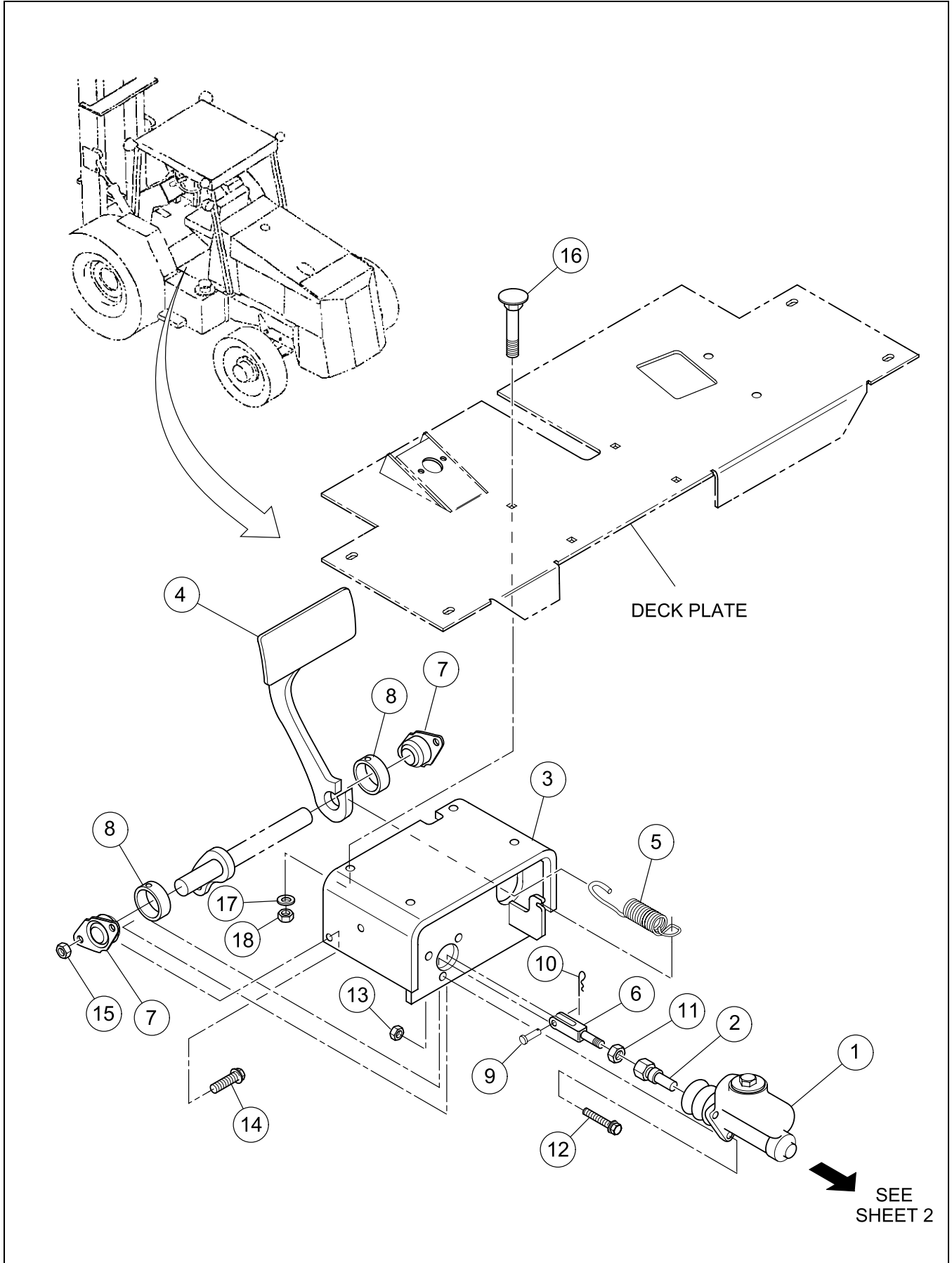
AXLE (4WD STEERING) (59251652) - INTERNAL
BREAKDOWN - SHEET 4 OF 4

BOM 59251652

ITEM	COMM. NO.	DESCRIPTION	QTY	DIMENSIONS/NOTES
74	59154039	Cylinder Bolt	4	
75	59194217	Cylinder	1	
76	13224621	Tie-Rod	2	

SERVICE BRAKE INSTALLATION - SHEET 1 OF 2

Dwg D59209163/01/01

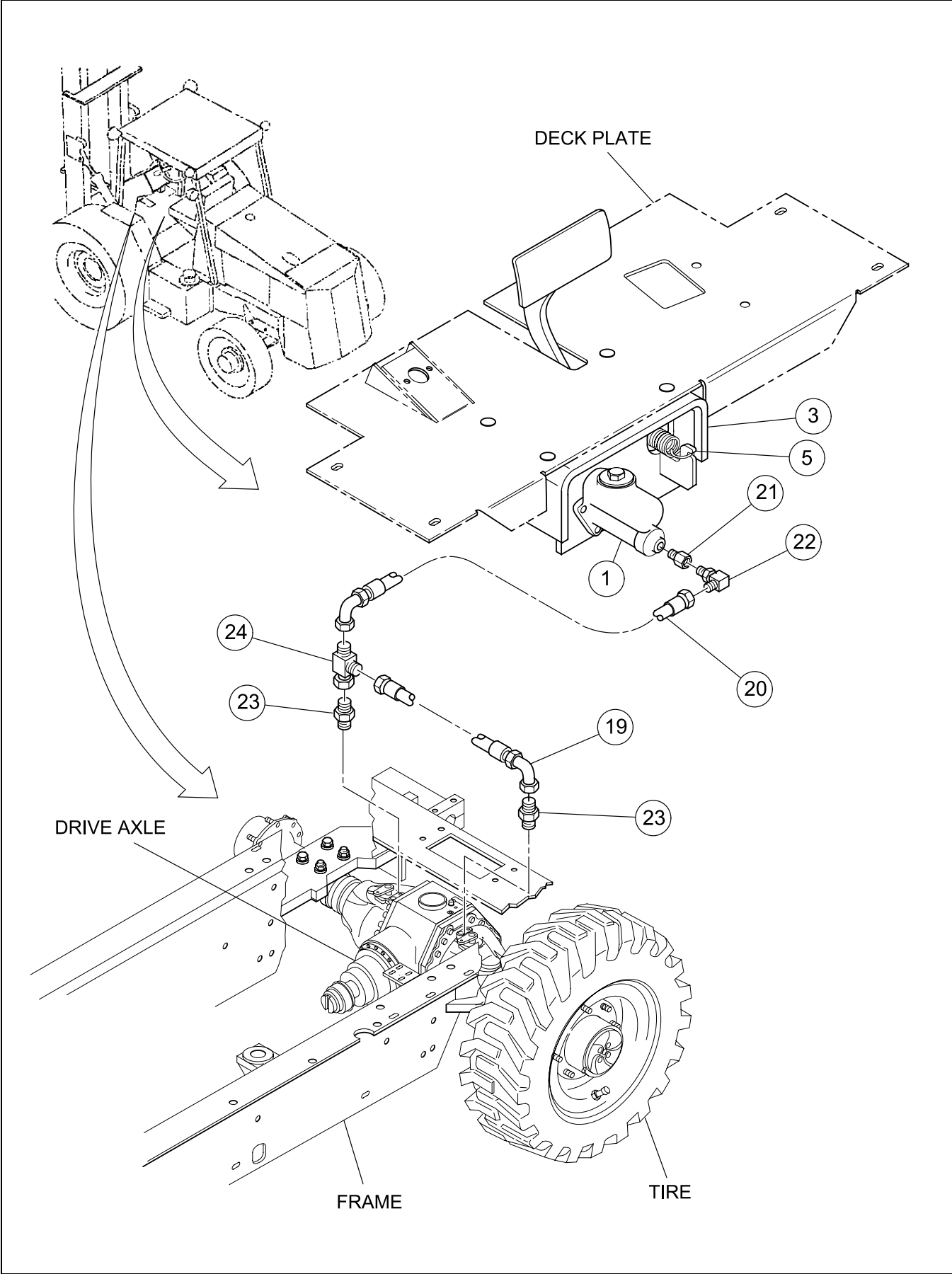


SERVICE BRAKE INSTALLATION - SHEET 1 OF 2

BOM 59209163

ITEM	COMM. NO.	DESCRIPTION	QTY	DIMENSIONS/NOTES
1	59205468	Master Cylinder	1	
2	59209098	Push Rod Brake	1	
3	59209106	Brake Support	1	
4	59208918	Brake Pedal	1	
5	59208900	Return Spring (Brake)	1	
6	59455626	Rod End	1	
7	59455931	Bearing Flange	2	
8	59450437	Set Collar	2	
9	50266287	Clevis Pin	1	
10	95923918	Cotter Pin	1	
11	95923090	Hex Nut, Zinc Plated	1	1/2 x 20 Grd A
12	95919239	HHCS, Zinc Plated	3	3/8 x 1.25 x 16 Grd 8
13	59327841	Hex Nut	3	3/8 x 16
14	95919221	HHCS, Zinc Plated	4	3/8 x 1.0 x 16 Grd 8
15	59807941	Locknut	4	3/8 x 16
16	95936027	Carriage Bolt, Zinc Plated	4	3/8 x 16 x 1.50 Grd B
17	59565036	Washer	4	Hardened
18	95923322	Locknut, Zinc Plated	4	3/8 x 16

SERVICE BRAKE INSTALLATION - SHEET 2 OF 2



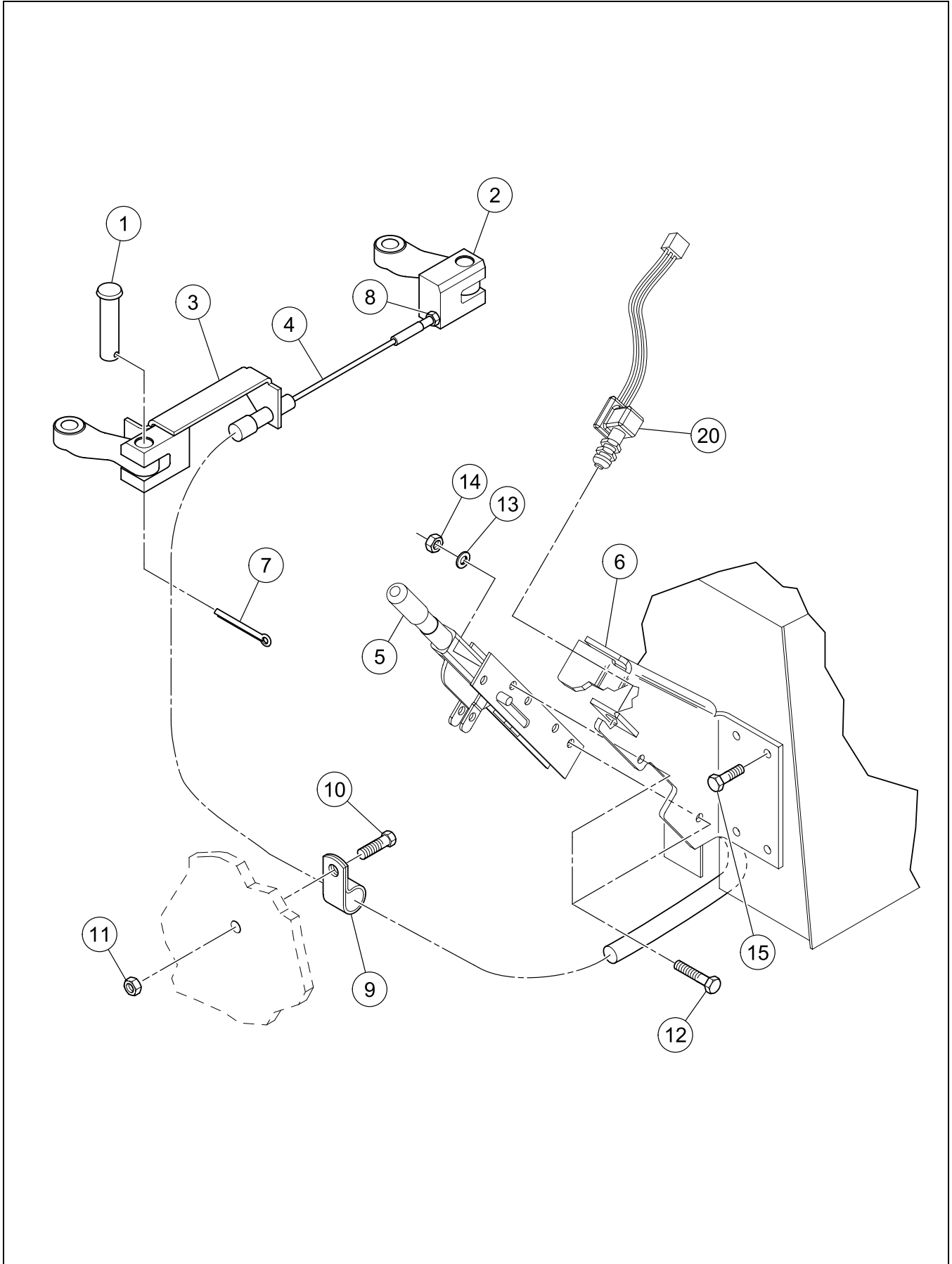
SERVICE BRAKE INSTALLATION - SHEET 2 OF 2

BOM 59209163

ITEM	COMM. NO.	DESCRIPTION	QTY	DIMENSIONS/NOTES
1	59205468	Master Cylinder	1	
3	59209106	Brake Support	1	
5	59208900	Return Spring (Brake)	1	
19	59147033	Hose Assembly	1	16.5"
20	59209197	Hose Assembly	1	35.0"
21	59209189	Reducing Adapter	1	
22	59922807	Adapter	1	
23	59031559	Connector	2	
24	59918615	Adapter	1	

PARKING BRAKE INSTALLATION

Dwg D59209171/03



PARKING BRAKE INSTALLATION

BOM 59209171

ITEM	COMM. NO.	DESCRIPTION	QTY	DIMENSIONS/NOTES
1	59208967	Clevis Pin	2	
2	59208934	Clevis	1	
3	59205583	Clevis Anchor	1	
4	59220178	Cable Assembly	1	
5	59235168	Park Brake Lever with Lock	1	
6	59235150	Brake Cable Anchor Angle	1	
7	95924007	Cotter Pin	2	
8	95923074	Hex Nut, Zinc Plated	1	5/16 x 24 Grd A
9	95368338	Hose Clamp	1	
10	59922153	Lockscrew	1	3/8 x 16 x 1.25
11	59807941	Locknut	1	3/8 x 16
12	95920526	HHCS, Zinc Plated	2	5/16 x 18 x 1.75 Grd 8
13	95922365	Flatwasher, Zinc Plated	2	5/16
14	95923314	Locknut	2	5/16 x 18 UNJC
15	59717702	Lockscrew	4	5/16 x 18 x 1.0
20	59240564	Switch Assembly	1	
-	59235119	- Switch	1	

*****Always use Ingersoll-Rand Replacement parts!*****



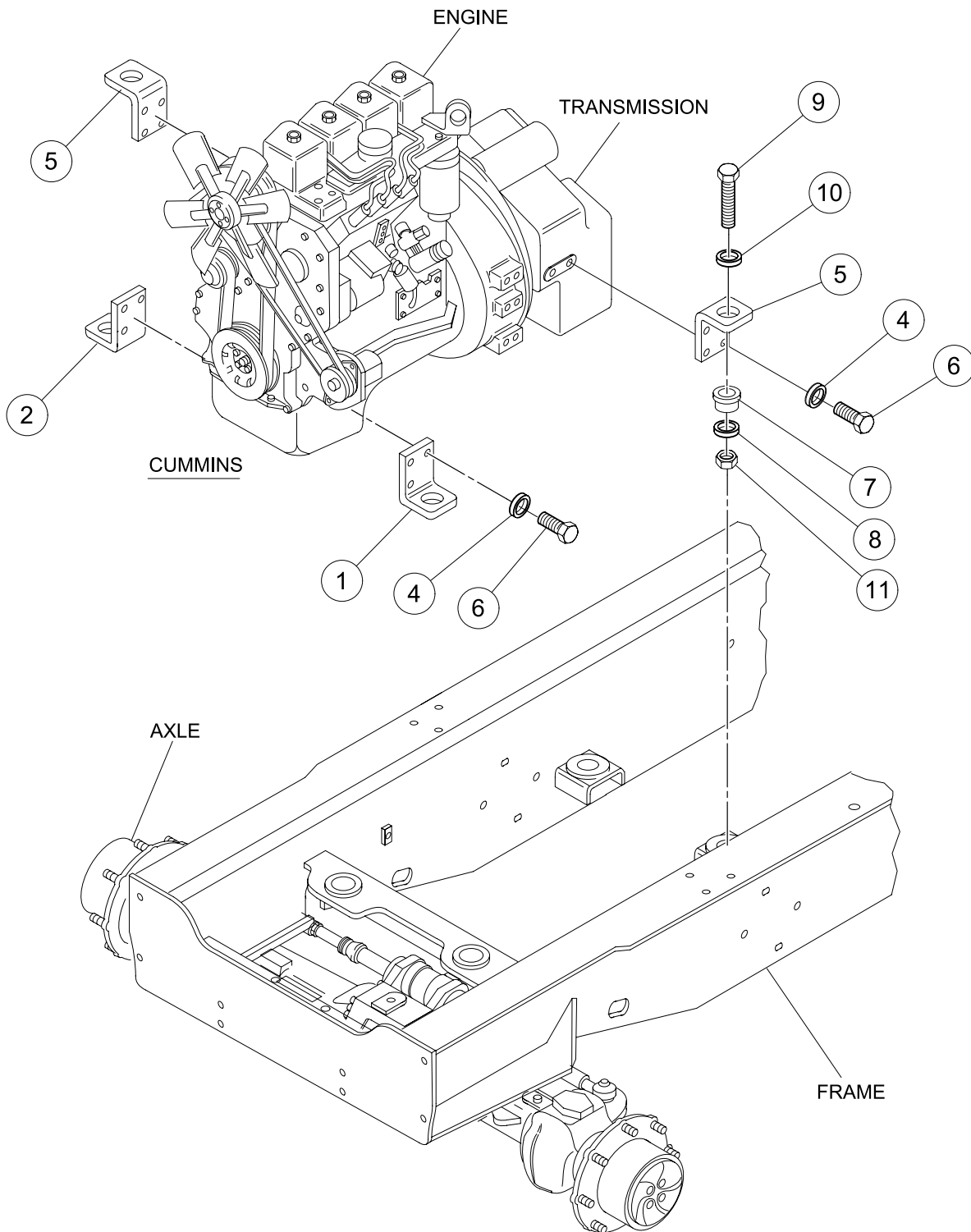
RT-706H/708H - Effective With (See Cover)

Section C - Engine and Transmission



ENGINE AND TRANSMISSION MOUNTING INSTALLATION

Dwg D59205757/02



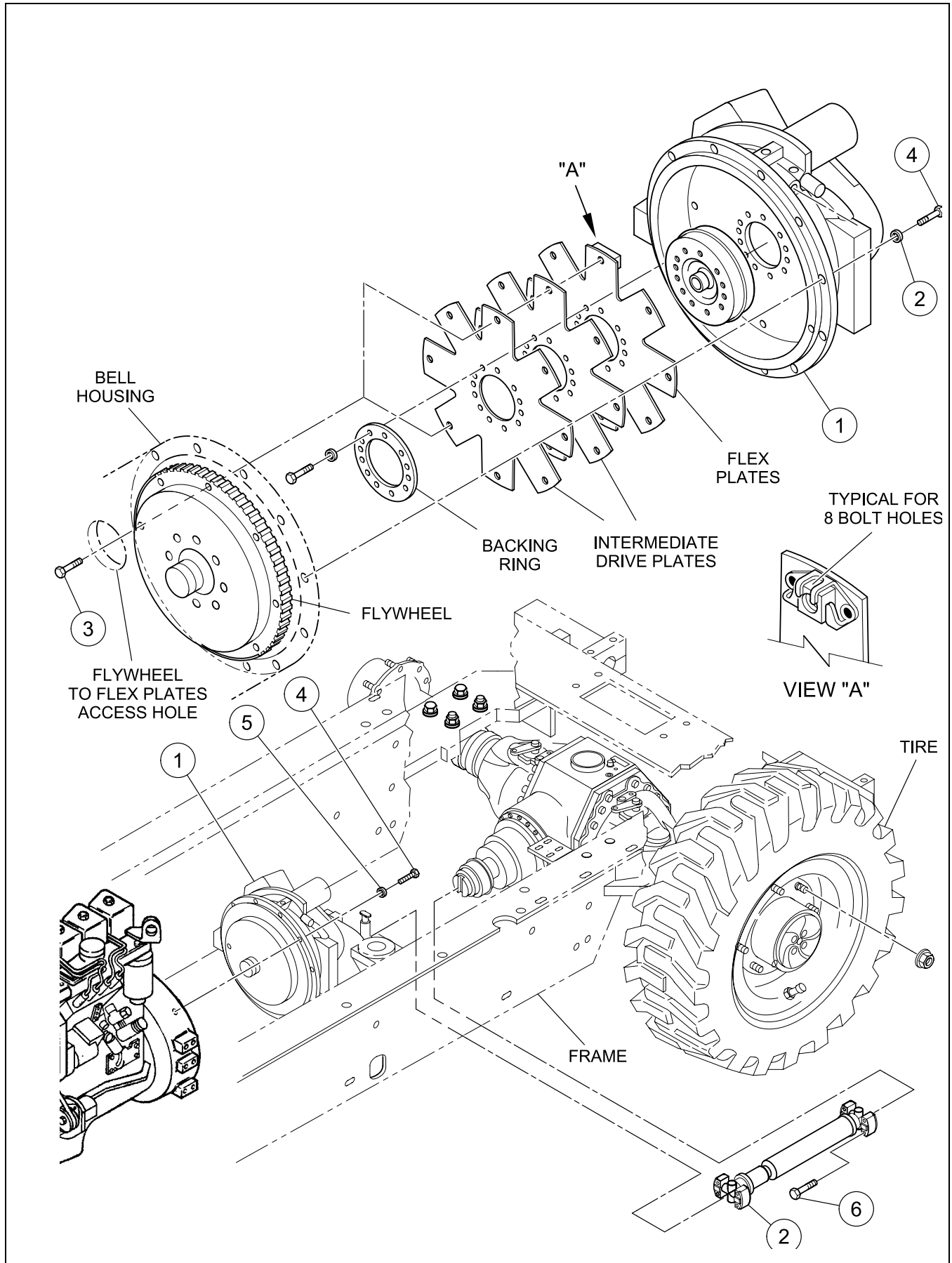
ENGINE AND TRANSMISSION MOUNTING INSTALLATION

BOM 59205757, 13345152

ITEM	COMM. NO.	DESCRIPTION	QTY	DIMENSIONS/NOTES
1	59205666	Engine Mounting Plate, RH	1	
2	59205674	Engine Mounting Plate, LH	1	
4	96738596	Hardened Flatwasher	11	
5	13161864	Transmission Mounting Bracket	2	
6	96703111	HHCS, Fully Threaded, Zinc Plated	11	M12 x 1.75 x 35 Cl 10.9
7	59410696	Shock Mount	4	
8	59411652	Snub Washer	4	
9	95920294	HHCS, Zinc Plated	4	1 x 8 x 4 Grd 8
10	59630798	Flatwasher	4	
11	59327916	Hex Nut	4	1 x 8
*	13318365	Engine	1	
-	13284716	- Engine Oil Filter	1	
-	13360730	- Fuel Filter	1	
-	13064282	- Fuel Pre-Filter	1	
-	13360516	- Starter	1	12V
-	13429030	- Fan Belt	1	

2WD TRANSMISSION/DRIVELINE INSTALLATION

Dwg D59263293/01



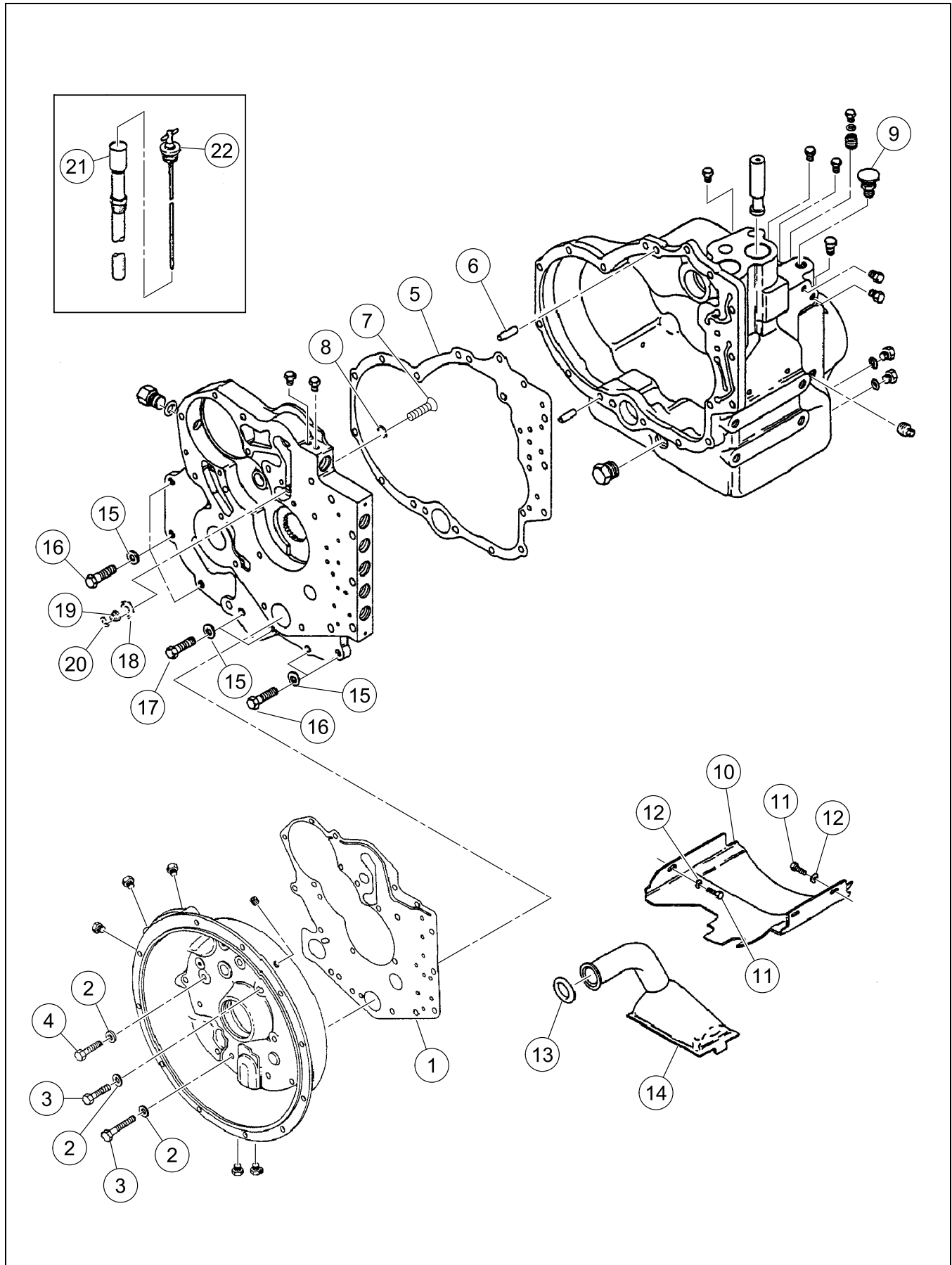
2WD TRANSMISSION/DRIVELINE INSTALLATION

BOM 59263293

ITEM	COMM. NO.	DESCRIPTION	QTY	DIMENSIONS/NOTES
1	59240515	Transmission	1	See Breakdown C - 6.
2	54468103	Drive Shaft	1	
-	13287420	- Cross and Bearing	2	
3	95920815	HHCS, Zinc Plated	8	3/8 x 24 x 1.75 Grd 8
4	96702410	HHCS, Fully Threaded, Zinc Plated	11	M10 x 35 Cl 10.9
5	96741046	Flatwasher, Zinc Plated	11	M10 Cl 200
6	95920815	HHCS, Zinc Plated	8	3/8 x 24 x 1.75 Grd 8

TRANSMISSION (59240515) - INTERNAL BREAKDOWN -
SHEET 1 OF 8

Dwg 13493010/00/01



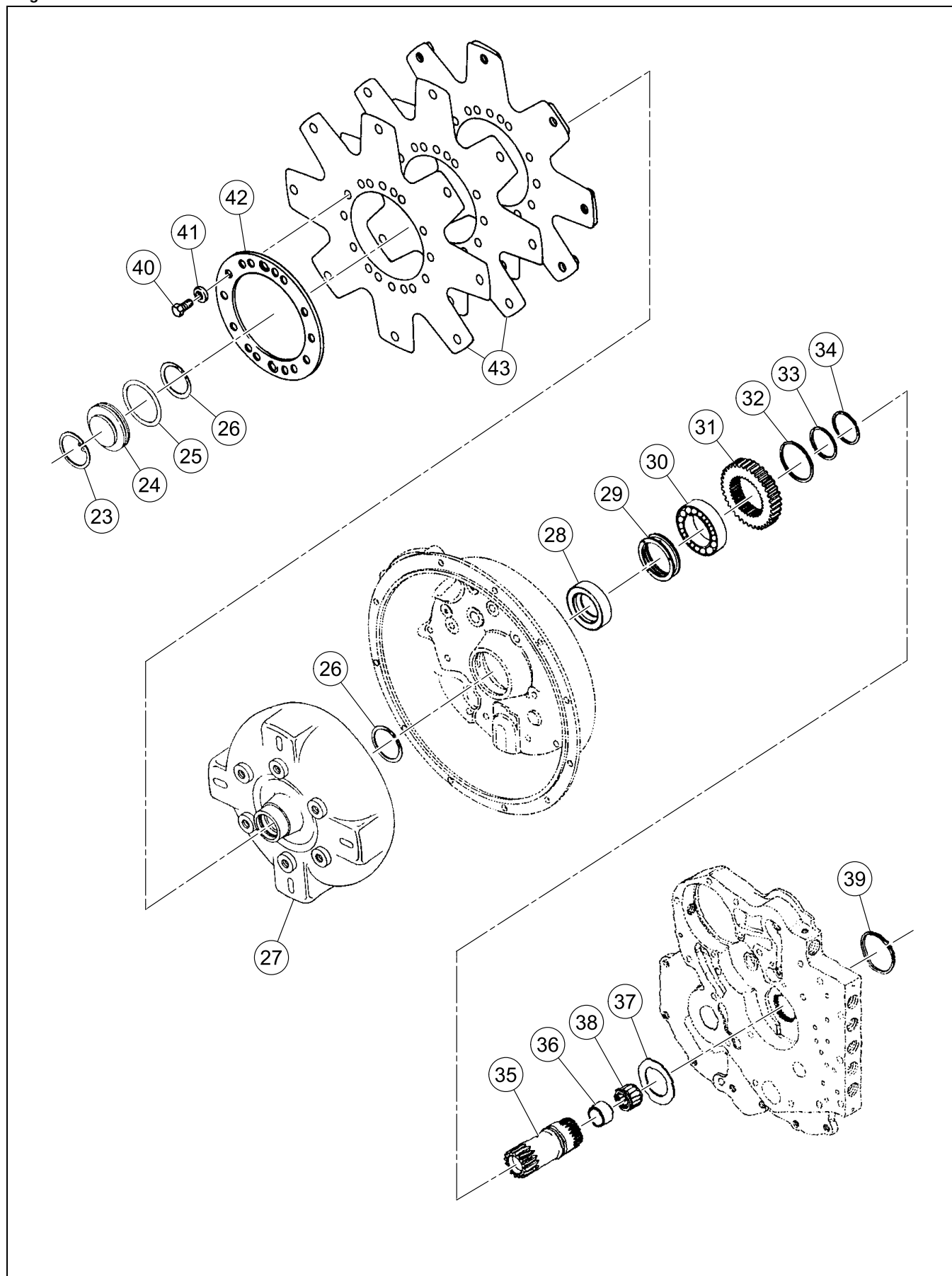
TRANSMISSION (59240515) - INTERNAL BREAKDOWN -
SHEET 1 OF 8

BOM 59240515

ITEM	COMM. NO.	DESCRIPTION	QTY	DIMENSIONS/NOTES
1	59124107	Gasket	1	
2	59248567	Lockwasher	22	
3	59124123	Screw	16	
4	59124131	Screw	6	
5	59124164	Gasket	1	
6	59124172	Dowel Pin	2	
7	59130633	Poppet Safety Valve	1	
8	59130641	Seat Snap Ring	1	
9	51009116	Air Breather	1	
10	59249011	Oil Baffle	1	
11	59249029	Screw	2	
12	59131037	Stud Nut	2	
13	59130625	O-ring	1	
14	59249037	Screen Tube	1	
15	59248567	Lockwasher	2	
16	59130658	Screw	7	
17	59130666	Screw	2	
18	59130690	Seat Safety Valve	1	
19	59130682	Spring Safety Valve	1	
20	59130674	Washer Poppet	1	
21	59249045	Dipstick Tube	1	
22	59249052	Dipstick	1	

TRANSMISSION (59240515) - INTERNAL BREAKDOWN -
SHEET 2 OF 8

Dwg 13493010/00/02



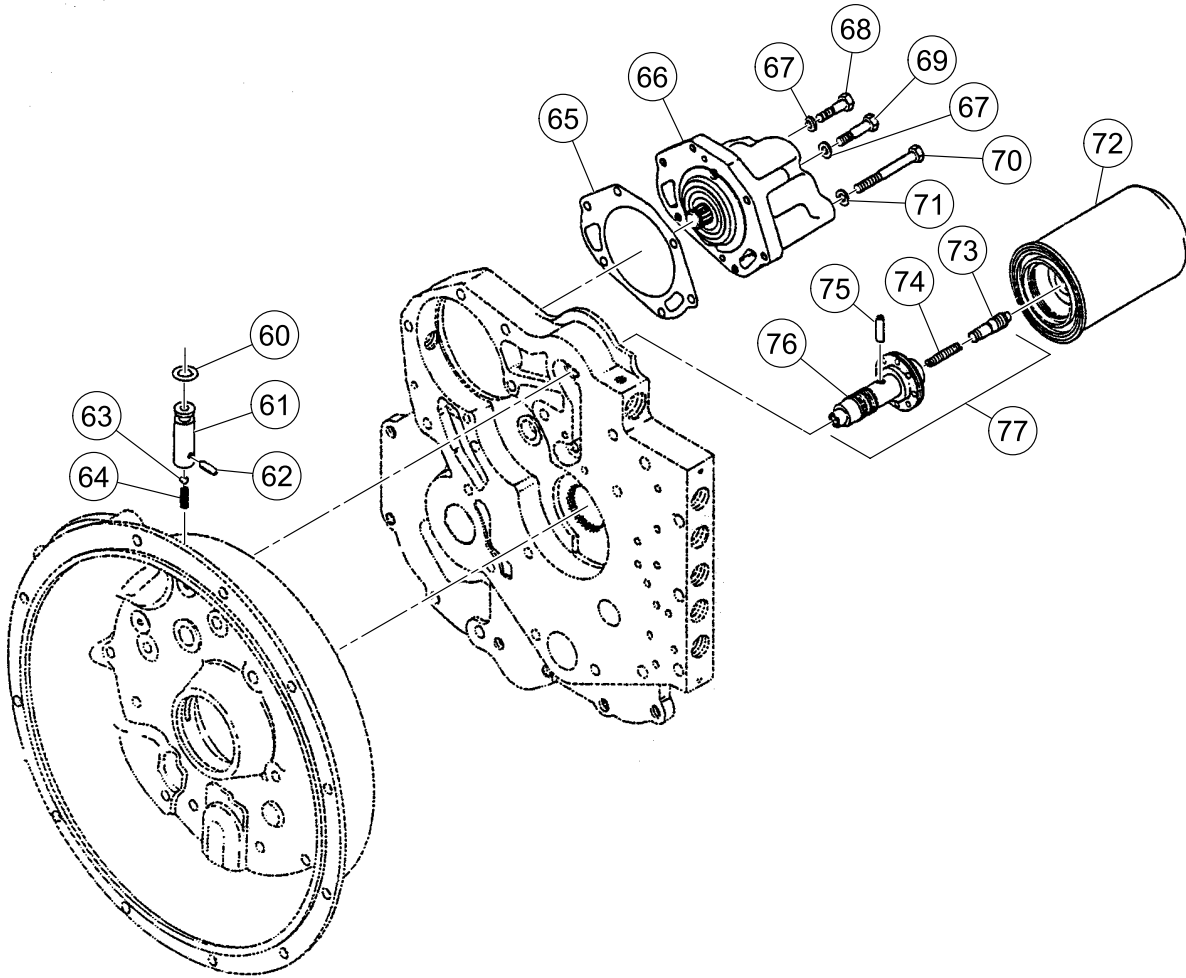
TRANSMISSION (59240515) - INTERNAL BREAKDOWN -
SHEET 2 OF 8

BOM 59240515

ITEM	COMM. NO.	DESCRIPTION	QTY	DIMENSIONS/NOTES
23	58886052	Plug Retaining Ring	1	
24	50959824	Plug	1	
25	59481572	O-ring	1	
26	59130732	Snap Ring	1	
27	59130740	Torque Converter	1	
28	59130757	Oil Seal	1	
29	59130773	Ring Oil Distributor	1	
30	59130781	Bearing Torque Converter	1	
31	59130799	Gear Impeller Hub	1	
32	59130807	Snap Ring	1	
33	59130815	Piston Ring	1	
34	59130823	Expander Ring Piston	1	
35	59130831	Support Stator	1	
36	NSS	Not Sold Separately	1	
37	59130849	Washer	1	
38	NSS	Not Sold Separately	1	
39	59133579	Drive Plate Kit	1	
40	54483052	Drive Plate Mounting Screw	6	
41	54483086	Drive Plate Mounting Lockwasher	6	
42	58886029	Driveplate	1	
43	NSS	Not Sold Separately	3	

TRANSMISSION (59240515) - INTERNAL BREAKDOWN -
SHEET 3 OF 8

Dwg 13493010/00/03



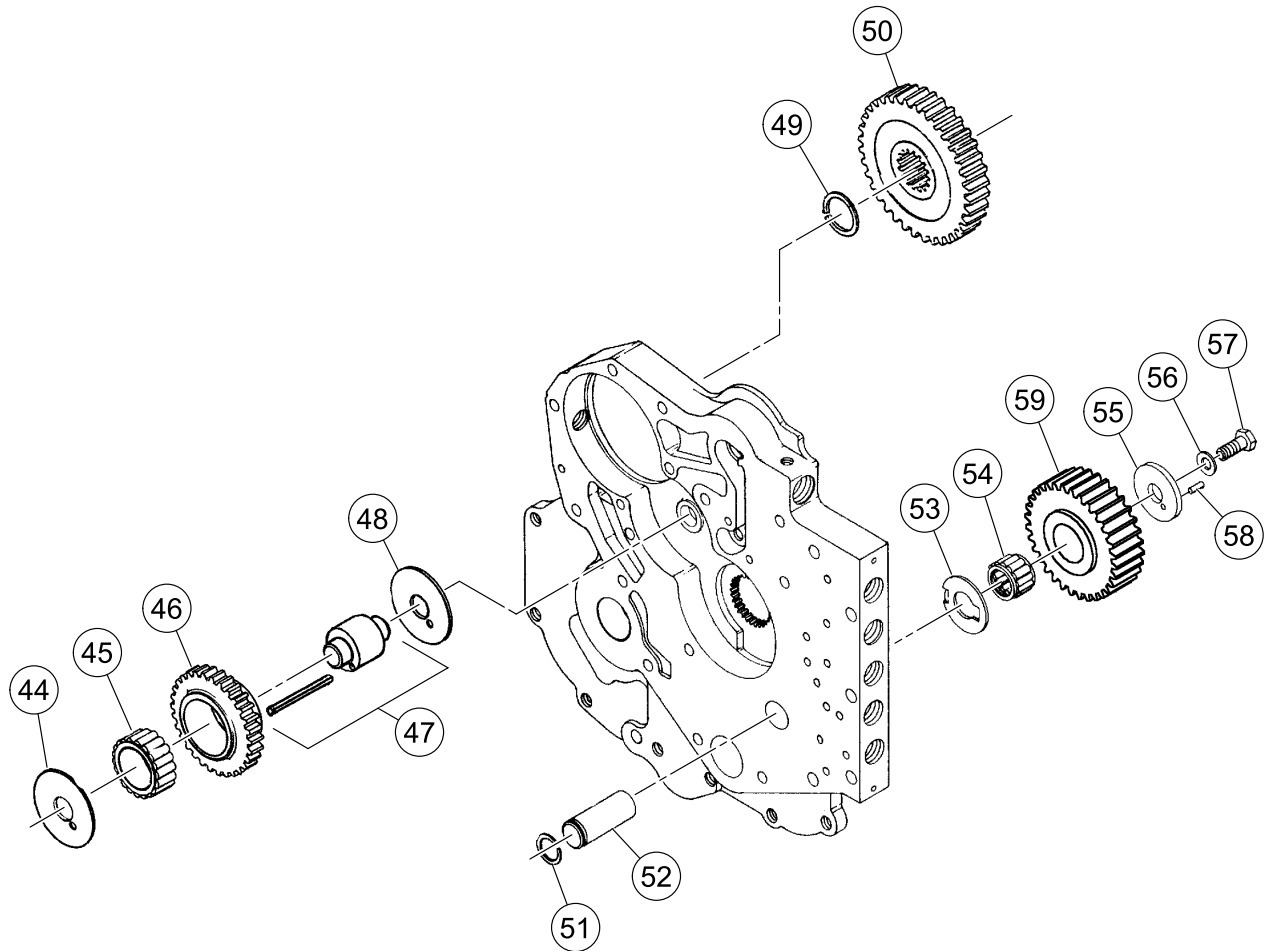
TRANSMISSION (59240515) - INTERNAL BREAKDOWN -
SHEET 3 OF 8

BOM 59240515

ITEM	COMM. NO.	DESCRIPTION	QTY	DIMENSIONS/NOTES
60	59130930	O-ring	1	
61	59130948	Check Ball Valve	1	
62	59130955	Pin	1	
63	59130963	Ball	1	
64	59130971	Spring	1	
65	59130989	Gasket	1	
66	59131003	Charge Pump	1	
67	59131052	Stud Lockwasher	1	
68	54493200	Screw	1	
69	54493218	Screw	1	
70	54493226	Screw	1	
71	59248567	Lockwasher	3	
72	58886136	Filter Assembly	1	
73	59131144	Piston	1	
74	59131151	Spring	1	
75	59131169	Pin	1	
76	59131177	Sleeve	1	
77	59131185	Regulator Valve (Includes Items 73 thru 76)	1	

TRANSMISSION (59240515) - INTERNAL BREAKDOWN -
SHEET 4 OF 8

Dwg 13493010/00/04



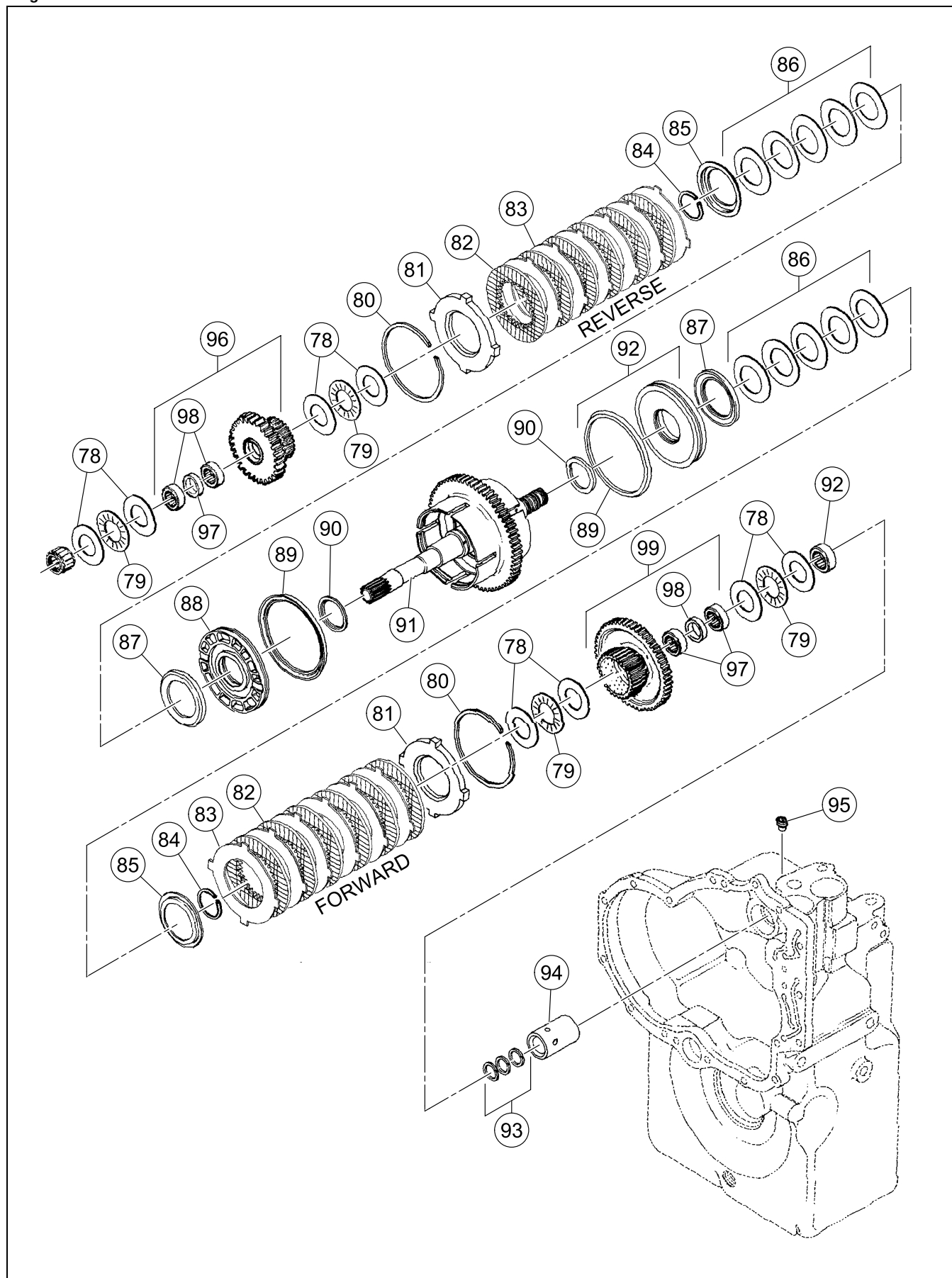
TRANSMISSION (59240515) - INTERNAL BREAKDOWN -
SHEET 4 OF 8

BOM 59240515

ITEM	COMM. NO.	DESCRIPTION	QTY	DIMENSIONS/NOTES
44	59130856	Thrust Washer	1	
45	59130864	Bearing Idler Gear	1	
46	59130872	Gear Idler	1	
47	59130880	Shaft Idler and Pin	1	
48	59130856	Thrust Washer	1	
49	54493234	Snap Ring	1	
50	54493242	Drive Gear	1	
51	59131193	Snap Ring	5	
52	59131201	Shaft	1	
53	59131219	Thrust Washer	4	
54	59131227	Bearing	1	
55	59124198	End Plate	1	
56	59130708	Washer	1	
57	59130716	Capscrew	1	
58	59130724	Roll Pin	1	
59	59249094	Reverse Idler Gear	1	

TRANSMISSION (59240515) - INTERNAL BREAKDOWN -
SHEET 5 OF 8

Dwg 13493010/00/05



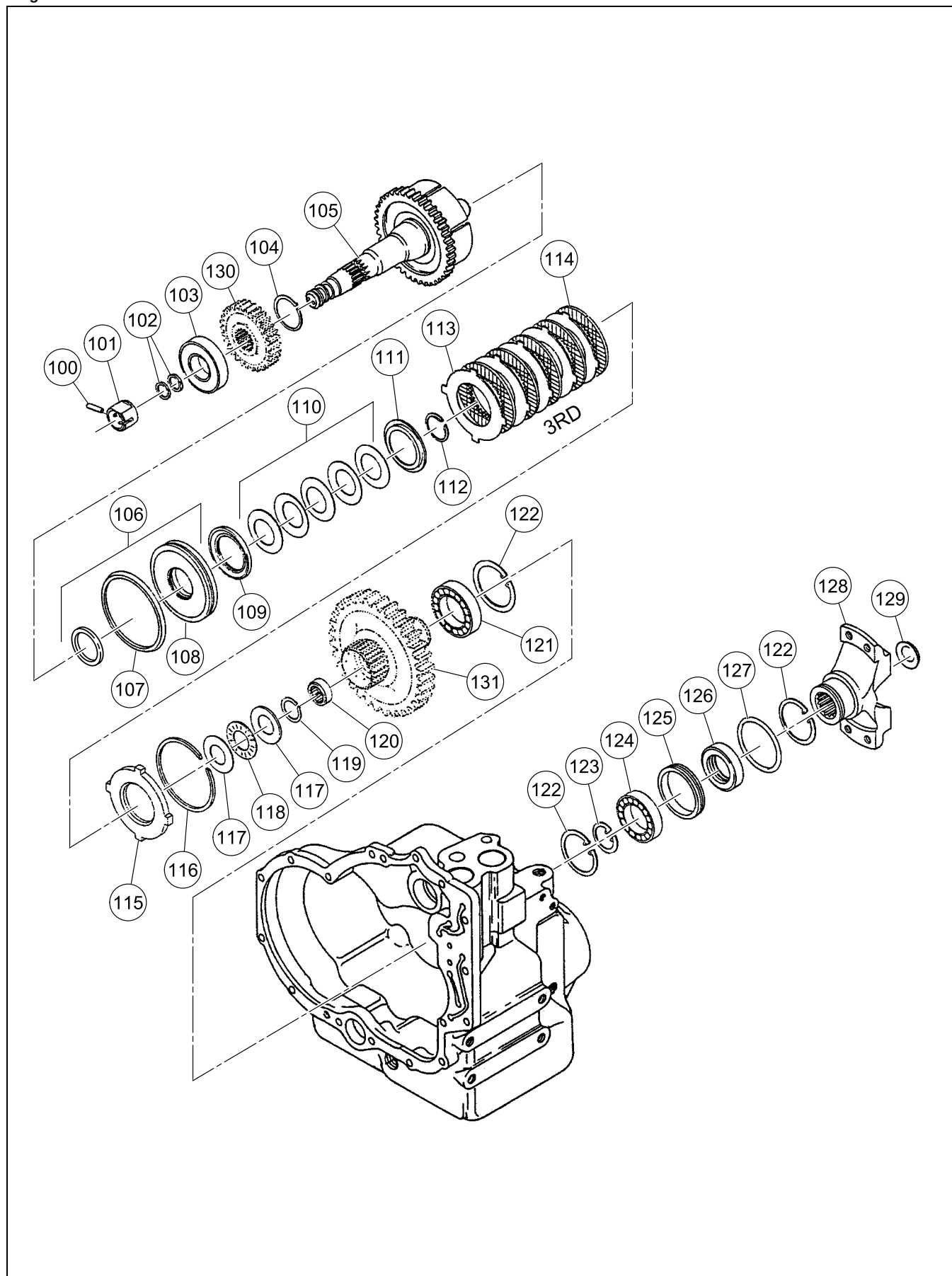
TRANSMISSION (59240515) - INTERNAL BREAKDOWN -
SHEET 5 OF 8

BOM 59240515

ITEM	COMM. NO.	DESCRIPTION	QTY	DIMENSIONS/NOTES
78	59131243	Thrust Washer	8	
79	59131250	Bearing Thrust Washer	4	
80	59131268	Snap Ring	2	
81	59131276	End Plate	2	
82	59131284	Inner Disc	2	
83	59131292	Outer Disc	2	
84	59131300	Snap Ring	2	
85	59131318	Retainer Snap Ring	2	
86	59131326	Disc Washer	2	
87	59131334	Wear Plate	2	
88	59131342	Piston Clutch	2	
89	59131359	Outer Seal	2	
90	59131367	Inner Seal	2	
91	59131375	Turbine Shaft	1	
92	59131383	Piston Ring	1	
93	59131391	Piston Ring	1	
94	59143404	Distributor Oil Sleeve	1	
95	59143412	Retainer Screw	1	
96	59249128	Bearing (Includes Items 97 and 98)	1	
97	59143420	Bearing	1	
98	59143438	Spacer	1	
99	59143461	Gear and Bearing (Includes Items 97 and 98)	1	

TRANSMISSION (59240515) - INTERNAL BREAKDOWN -
SHEET 6 OF 8

Dwg 13493010/00/06



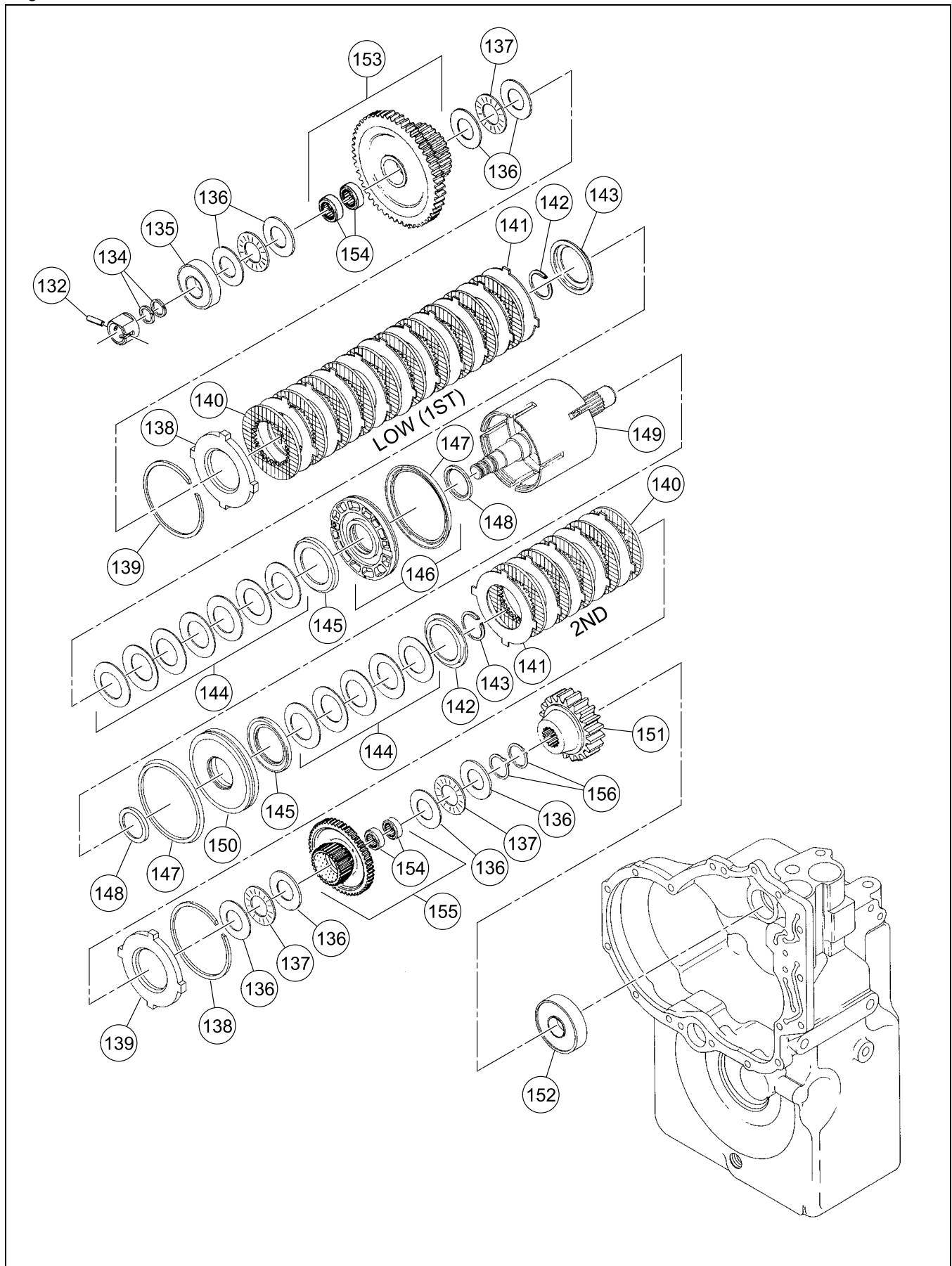
TRANSMISSION (59240515) - INTERNAL BREAKDOWN -
SHEET 6 OF 8

BOM 59240515

ITEM	COMM. NO.	DESCRIPTION	QTY	DIMENSIONS/NOTES
100	59143479	Screw	1	
101	59131391	Piston Ring	2	
102	59143503	Bearing and Seal	1	
103	59143628	Gear Drive 1st	1	
104	59143511	Snap Ring	1	
105	59143529	Drum and Plug Assembly	1	
106	59143537	Seat Piston and Ball (Includes Items 107 and 108)	1	
107	59131359	Outer Seal	1	
108	59143537	Seat Piston and Ball	1	
109	59131334	Wear Plate	1	
110	59131326	Disc Washer	1	
111	59131318	Snap Retainer Ring	1	
112	59131300	Snap Ring	1	
113	59131292	Outer Disc	5	
114	59131284	Inner Disc	5	
115	59131276	End Plate	1	
116	59131268	Snap Ring	1	
117	59131243	Thrust Washer	2	
118	59131250	Bearing Thrust Washer	1	
119	59143545	Snap Ring	1	
120	59143552	Gear Clutch 3rd	1	
121	59143560	Rear Bearing	1	
122	59143578	Snap Ring	3	
123	59143594	Snap Ring	1	
124	50755230	Bearing	1	
125	59143750	Sleeve	1	
126	59143743	Oil Seal	1	
127	59143610	O-ring	1	
128	59143735	Output Flange	1	
-	59143727	Flange Plug	1	
129	59143727	Flange Plug	1	
130	59145664	Gear Output Shaft	1	
131	54484381	Gear and Shaft 3rd	1	

TRANSMISSION (59240515) - INTERNAL BREAKDOWN -
SHEET 7 OF 8

Dwg 13493010/00/07



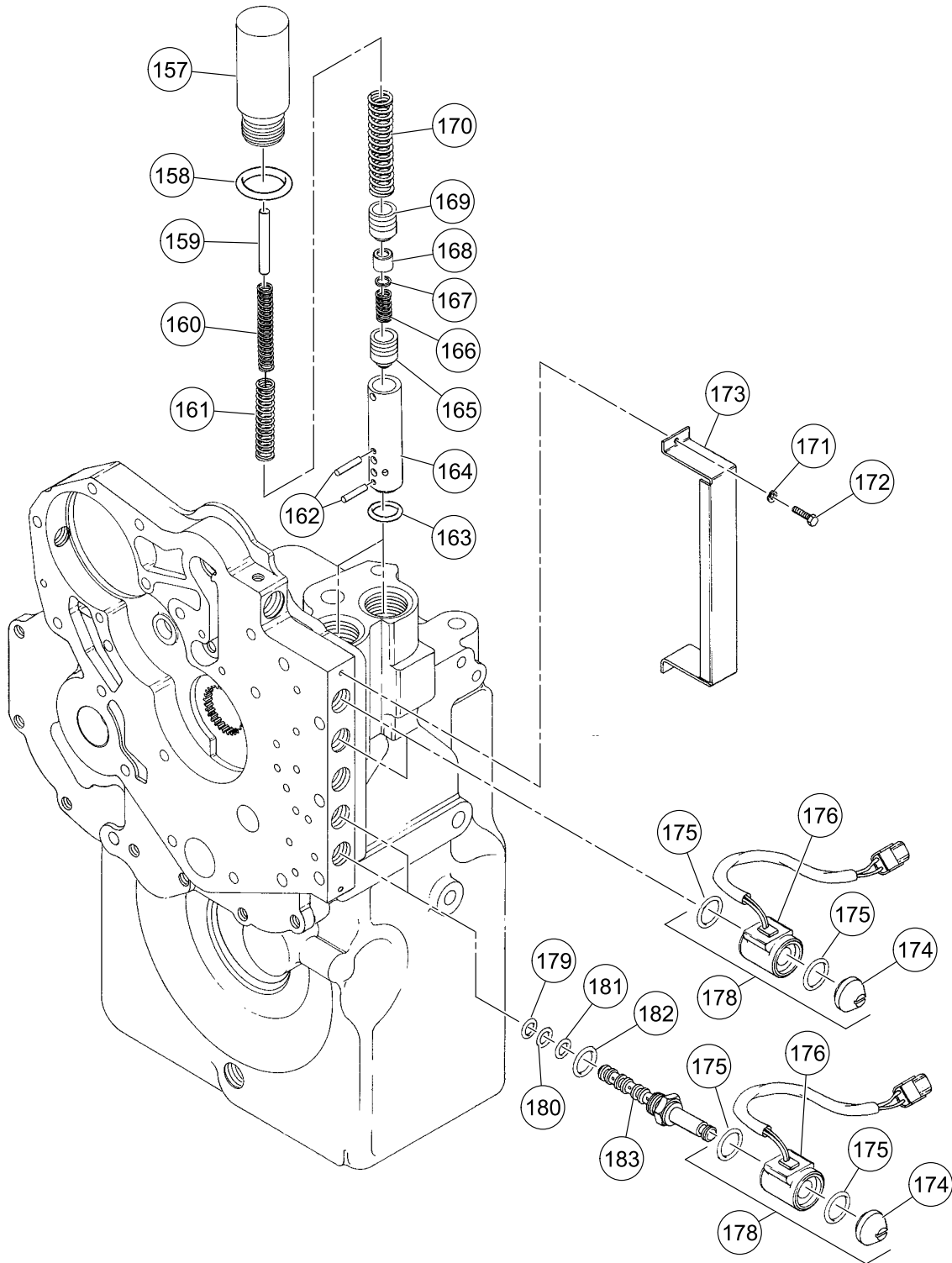
TRANSMISSION (59240515) - INTERNAL BREAKDOWN -
SHEET 7 OF 8

BOM 59240515

ITEM	COMM. NO.	DESCRIPTION	QTY	DIMENSIONS/NOTES
132	59143479	Screw	1	
133	59143644	Sleeve (Not Shown)	2	
134	59131391	Piston Ring	1	
135	54483961	Bearing Seal	1	
136	59131243	Thrust Washer	8	
137	59131250	Bearing Thrust Washer	4	
138	59131268	Snap Ring	2	
139	59131276	End Plate	2	
140	59131284	Inner Disc	2	
141	59131292	Outer Disc	2	
142	59131300	Snap Ring	2	
143	59131318	Snap Retainer Ring	2	
144	59143651	Spring Disc Assembly	12	
145	59131334	Wear Plate	2	
146	59143669	Piston and Seal Assembly (Includes Item 147)	2	
147	59131359	Outer Seal	2	
148	59131367	Inner Seal	2	
149	59143677	Drum and Plug Assembly	1	
150	59143685	Rear Bearing	1	
151	59249136	Bearing	1	
152	54484134	Roller Bearing	4	
153	59143701	Gear and Bearing Assembly (Includes Item 154)	1	
154	NSS	Not Sold Separately	1	
155	59143701	Gear and Bearing Assembly (Includes Item 154)	2	
156	59143511	Snap Ring	1	

TRANSMISSION (59240515) - INTERNAL BREAKDOWN -
SHEET 8 OF 8

Dwg 13493010/00/08



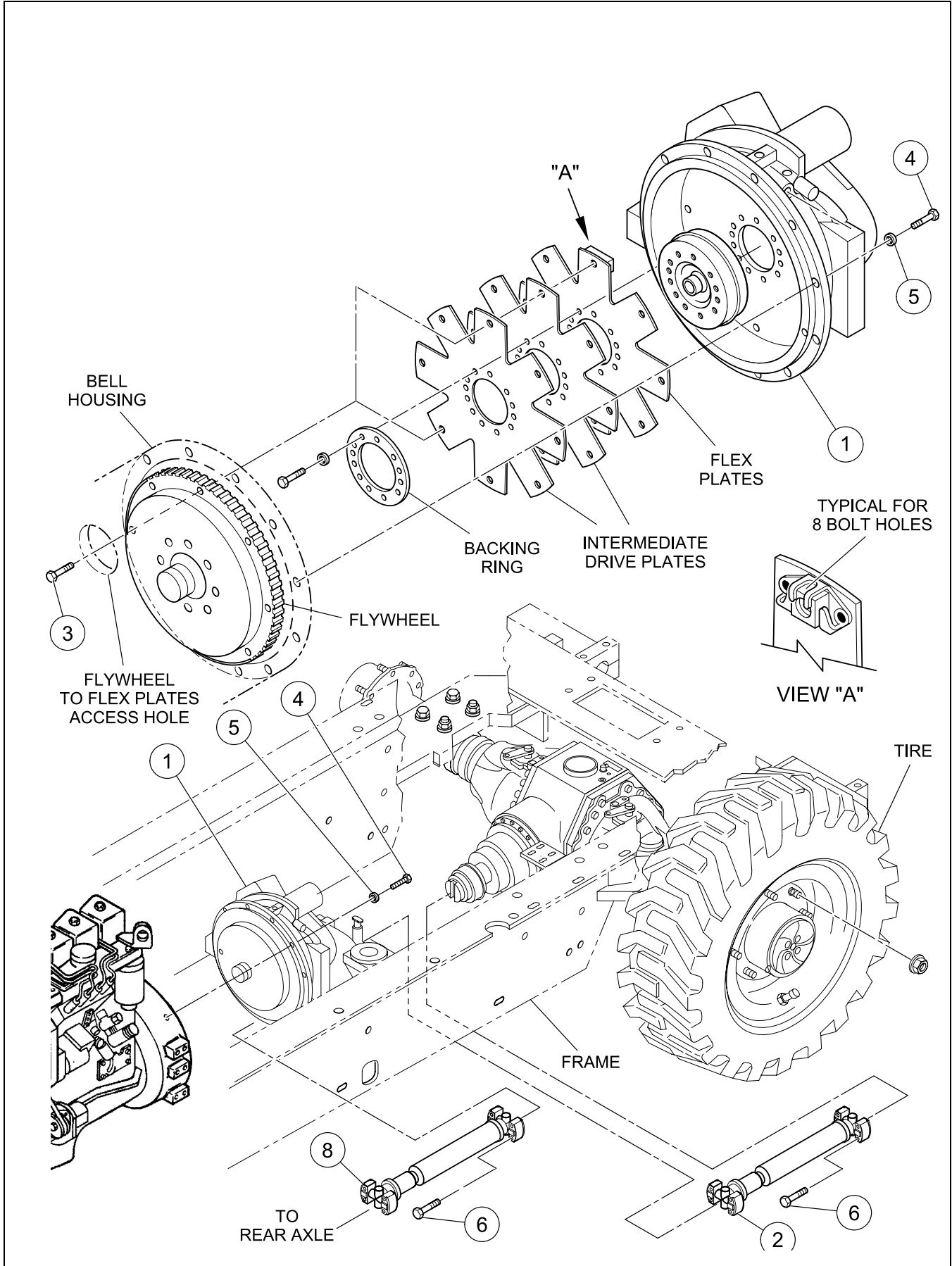
TRANSMISSION (59240515) - INTERNAL BREAKDOWN -
SHEET 8 OF 8

BOM 59240515

ITEM	COMM. NO.	DESCRIPTION	QTY	DIMENSIONS/NOTES
157	59143784	Housing	1	
158	59143792	O-ring	2	
159	59143800	Stop Pin	2	
160	54683495	Accumulator Spring	2	
161	59143826	Middle Spring	2	
162	59143834	Upper Pin	2	
162	59143842	Lower Pin	1	
163	59143859	O-ring	1	
164	59143867	Sleeve	2	
165	54493424	Regulator Spool	2	
166	59143883	Spring	2	
167	59143891	Spacer	2	
168	59143909	Retainer Spring	3	
169	59143917	Spool	2	
170	59143925	Outer Spring	2	
171	59143933	Lockwasher	2	
172	59143941	Cover Screw	2	
173	59143958	Cover	1	
174	59143966	Retainer Nut	2	
175	59143974	O-ring	14	
176	59143982	Solenoid Coil	2	12V
177	59143974	O-ring	4	
178	59144055	Cartridge (Includes Items 174 thru 177)	4	
179	54484233	Plug/O-ring	4	
180	59144006	O-ring	4	
181	54484225	Plug/O-ring	4	
182	13493002	O-ring	4	
183	59144030	Four-Way Valve Cartridge	1	

4WD TRANSMISSION/DRIVELINE INSTALLATION

Dwg D59263301/01

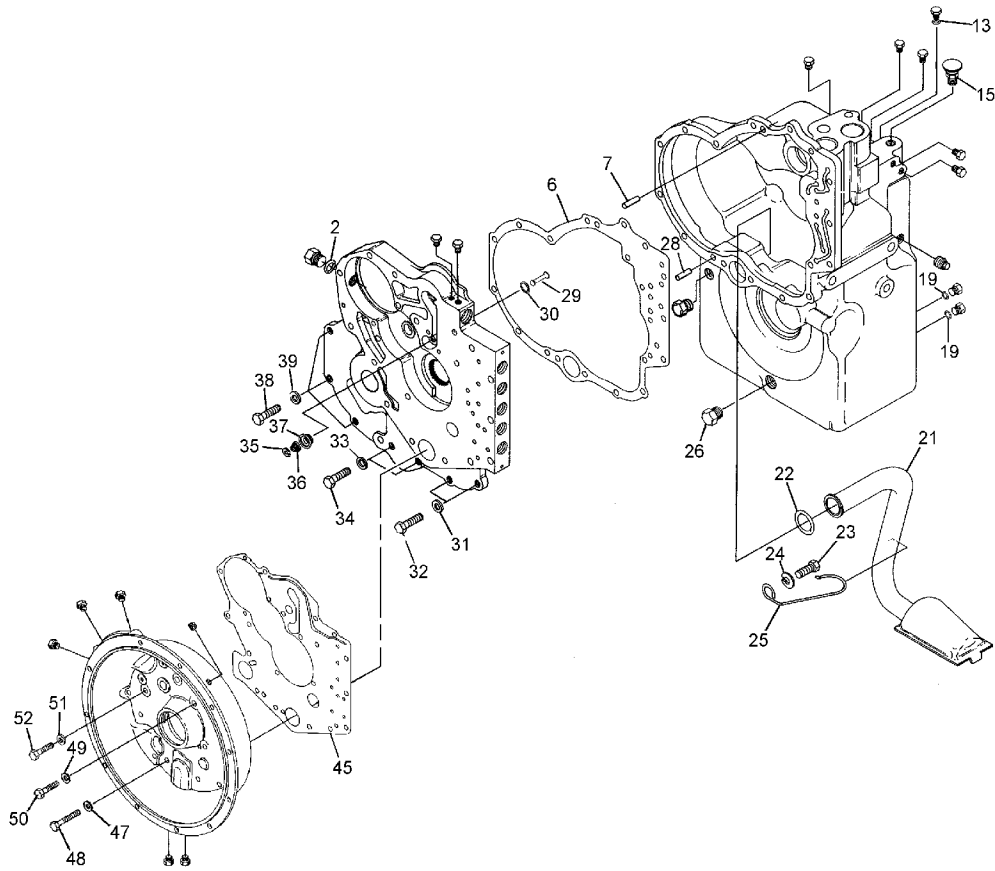


4WD TRANSMISSION/DRIVELINE INSTALLATION

BOM 59263301

ITEM	COMM. NO.	DESCRIPTION	QTY	DIMENSIONS/NOTES
1	59240523	Transmission	1	See Breakdown C - 24.
-	13450291	ARC - Transmission	1	
2	54468103	Drive Shaft	1	
-	13287420	- Cross and Bearing	2	
3	95920815	HHCS, Zinc Plated	8	3/8 x 24 x 1.75 Grd 8
4	96702410	HHCS, Fully Threaded, Zinc Plated	11	M10 x 35 Cl 10.9
5	96741046	Flatwasher, Zinc Plated	11	M10 Cl 200
6	95920815	HHCS, Zinc Plated	16	3/8 x 24 x 1.75 Grd 8
8	54468095	Drive Shaft	1	

TRANSMISSION (59240523) - INTERNAL BREAKDOWN -
SHEET 1 OF 9

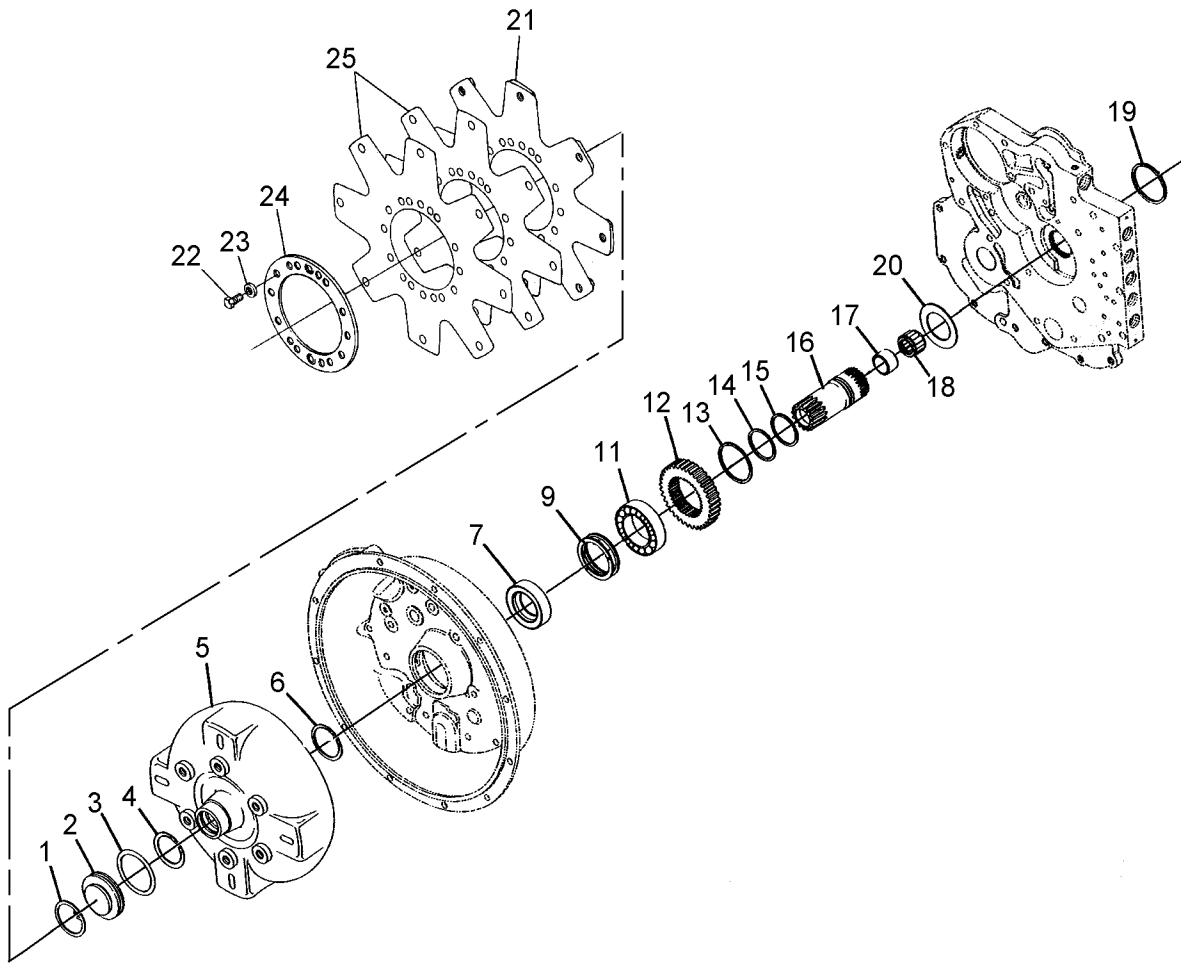


TRANSMISSION (59240523) - INTERNAL BREAKDOWN -
SHEET 1 OF 9

BOM 59240523

ITEM	COMM. NO.	DESCRIPTION	QTY	DIMENSIONS/NOTES
2	54493168	O-ring	1	
6	59124164	Gasket	1	
7	59124172	Dowel Pin	1	
13	54493176	O-ring	1	
15	51009116	Air Breather	1	
21	59130617	Tube and Screw Assembly	1	
22	59130625	Seal Ring	1	
23	59144089	Screw	1	
-	59144097	Seal Washer	1	
24	59144105	Washer	1	
-	59131110	Nut	1	
25	59144113	Retainer Clip	1	
26	50754977	Magnetic Drain Plug	1	
28	59124172	Dowel Pin	1	
29	59130633	Safety Valve Poppet	1	
30	59130641	Snap Ring	1	
31	59124115	Lockwasher	2	
32	59130658	Screw	2	
33	59124115	Lockwasher	2	
34	59130666	Screw	2	
35	59130674	Washer	1	
36	59130682	Valve Spring	1	
37	59130690	Valve Seat	1	
38	59130658	Screw	5	
39	59124115	Lockwasher	5	
45	59124107	Gasket	1	
47	59124115	Lockwasher	13	
48	59124123	Screw	13	
49	59124115	Lockwasher	3	
50	59124123	Screw	3	
51	59124115	Lockwasher	6	
52	59124131	Screw	6	

TRANSMISSION (59240523) - INTERNAL BREAKDOWN -
SHEET 2 OF 9

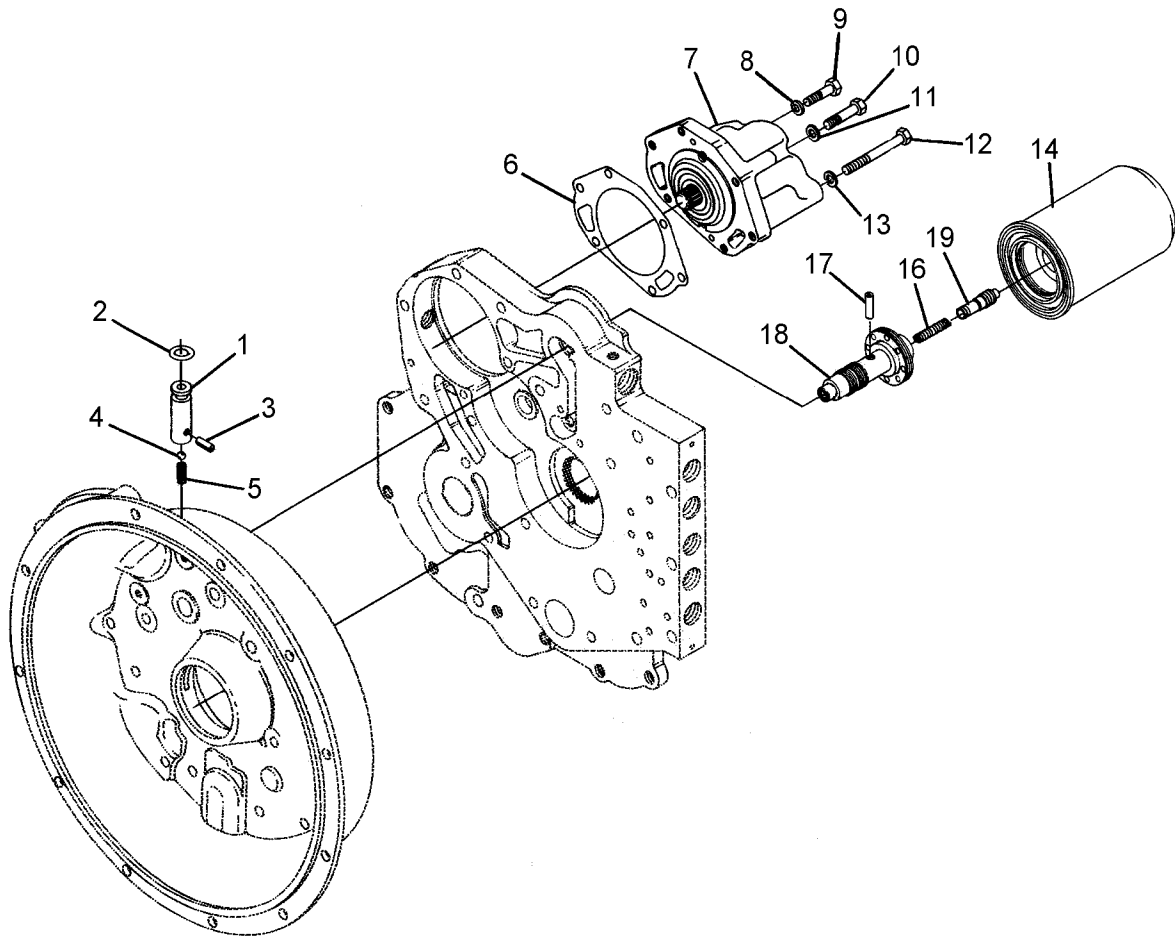


TRANSMISSION (59240523) - INTERNAL BREAKDOWN -
SHEET 2 OF 9

BOM 59240523

ITEM	COMM. NO.	DESCRIPTION	QTY	DIMENSIONS/NOTES
1	58886052	Snap Ring	1	
2	50959824	Torque Converter Plug	1	
3	59481572	O-ring	1	
4	59130732	Snap Ring	1	
5	59130740	Torque Converter Assembly	1	
6	59130732	Snap Ring	1	
7	59130757	Oil Seal	1	
9	59130773	Oil Distributor Ring	1	
11	59130781	Bearing	1	
12	59130799	Impeller Hub Gear	1	35t
13	59130807	Snap Ring	1	
14	59130815	Piston Ring	1	
15	59130823	Piston Ring Expander	1	
16	59130831	Stator Support Assembly (includes items 17 and 18)	1	
17	NSS	- Bushing	1	
18	NSS	- Bearing	1	
19	59130807	Snap Ring	1	
20	59130849	Gear Washer	1	
21	59133579	Drive Plate Assembly (includes items 22 thru 25)	1	
22	NSS	- Screw	6	
23	NSS	- Lockwasher	6	
24	NSS	- Backing Ring	1	
25	NSS	- Drive Plate	1	

TRANSMISSION (59240523) - INTERNAL BREAKDOWN -
SHEET 3 OF 9

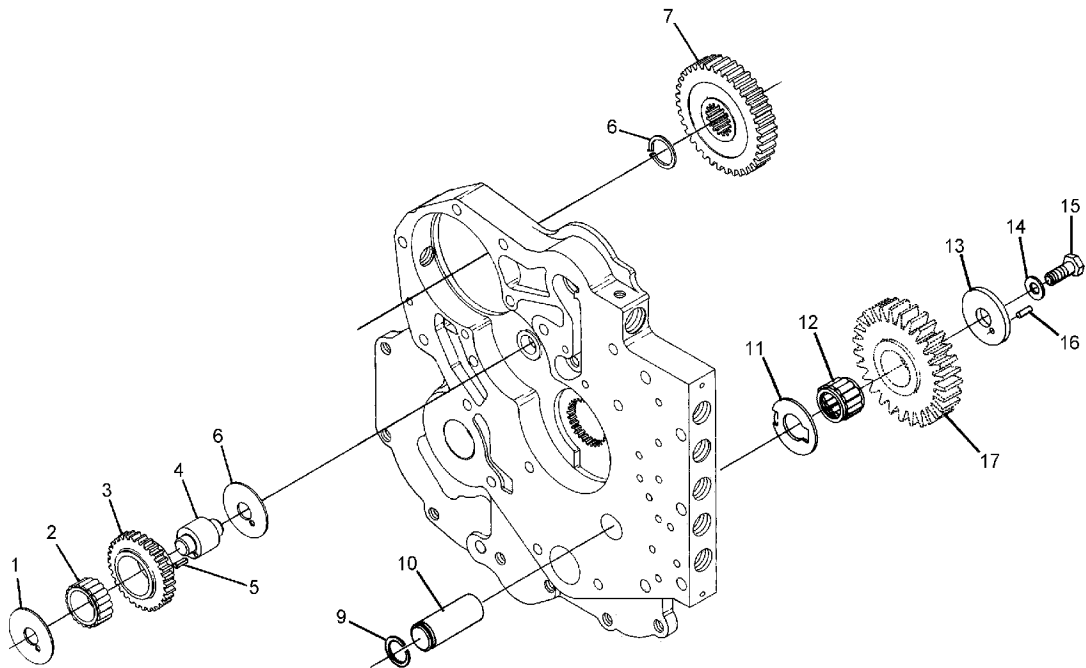


TRANSMISSION (59240523) - INTERNAL BREAKDOWN -
SHEET 3 OF 9

BOM 59240523

ITEM	COMM. NO.	DESCRIPTION	QTY	DIMENSIONS/NOTES
1	59130948	Check Valve (includes items 2 thru 5)	1	
2	59130930	- O-ring	1	
3	NSS	- Pin	1	
4	NSS	- Ball	1	
5	NSS	- Spring	1	
6	59130989	Gasket	1	
7	59131003	Charging Pump	1	
8	59131052	Lockwasher	1	
9	54493200	Screw	1	
10	54493218	Screw	1	
11	59131052	Lockwasher	1	
12	54493226	Screw	1	
13	59124115	Lockwasher	1	
14	58886136	Filter Element	1	
15	59131185	Regulator Valve (includes items 16 thru 19)	1	
16	NSS	- Spring	1	
17	NSS	- Pin	1	
18	NSS	- Sleeve	1	
19	NSS	- Piston	1	

TRANSMISSION (59240523) - INTERNAL BREAKDOWN -
SHEET 4 OF 9




TRANSMISSION (59240523) - INTERNAL BREAKDOWN -
SHEET 4 OF 9

BOM 59240523

ITEM	COMM. NO.	DESCRIPTION	QTY	DIMENSIONS/NOTES
1	59130856	Thrust Washer	1	
2	59130864	Bearing	1	
3	59130872	Gear	1	31t
4	59130880	Shaft and Pin Assembly	1	
5	59130898	Roll Pin	1	
6	59130856	Thrust Washer	1	
7	54493234	Snap Ring	1	
8	54493242	Gear	1	34t
9	59131193	Snap Ring	1	
10	59131201	Shaft	1	
11	59131219	Thrust Washer	1	
12	59131227	Bearing	1	
13	59124198	End Plate	1	
14	59130708	Washer	1	
15	59130716	Capscrew	1	
16	59130724	Roll Pin	1	
17	59131235	Reverse Idler Gear	1	28t

TRANSMISSION (59240523) - INTERNAL BREAKDOWN -
SHEET 5 OF 9

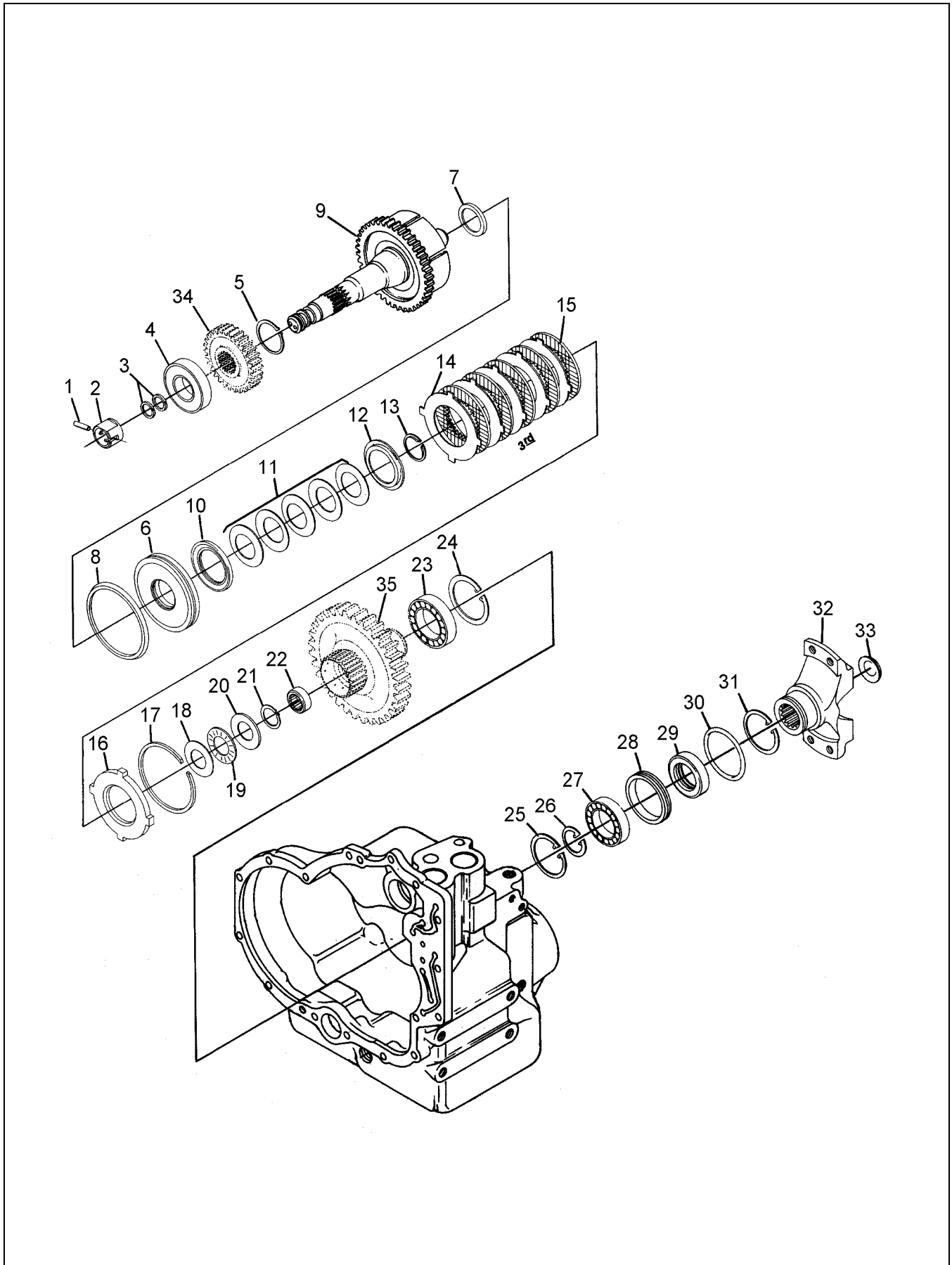


TRANSMISSION (59240523) - INTERNAL BREAKDOWN -
SHEET 5 OF 9

BOM 59240523

ITEM	COMM. NO.	DESCRIPTION	QTY	DIMENSIONS/NOTES
2	59131243	Thrust Washer	1	
3	59131250	Bearing	1	
4	59131243	Clutch Gear Thrust Washer	1	
5	59131243	Thrust Washer	1	
6	59131250	Thrust Washer Bearing	1	
7	59131243	Thrust Washer	1	
8	59131268	Snap Ring	1	
9	59131276	End Plate	1	
10	59131284	Inner Disc - Reverse Clutch	6	
11	59131292	OuterDisc - Reverse Clutch	6	
12	59131300	Snap Ring	1	
13	59131318	Snap Ring Retainer	1	
14	59131326	Disc Spring Washer (set of 5)	1	
15	59131334	Wear Plate	1	
16	59131342	Clutch Piston Assembly (includes items 17, 18)	1	
17	NSS	- Outer Seal	1	
18	NSS	- Inner Seal	1	
19	59131342	Clutch Piston Assembly (includes items 20, 21)	1	
20	NSS	- Inner Seal	1	
21	NSS	- Outer Seal	1	
22	59131375	Turbine Shaft Drum and Plug Assembly	1	
23	59131334	Wear Plate	1	
24	59131326	Disc Spring Washer	1	(set of 5)
25	59131318	Snap Ring Retainer	1	
26	59131300	Snap Ring	1	
27	59131292	Outer Disc - Forward Clutch	6	
28	59131284	Inner Disc - Forward Clutch	6	
29	59131276	End Plate	1	
30	59131268	Snap Ring	1	
31	59131243	Thrust Washer	1	
32	59131250	Bearing	1	
33	59131243	Thrust Washer	1	
34	59131243	Thrust Washer	1	
35	59131250	Bearing	1	
36	59131243	Thrust Washer	1	
37	59131383	Bearing	1	
38	59131391	Piston Ring	1	
39	59143404	Sleeve	1	
40	59143420	Reverse Clutch Gear and Bearing Assembly (includes items 41 thru 43)	1	
41	NSS	- Bearing	1	
42	NSS	- Spacer	1	
43	NSS	- Bearing	1	
44	59143412	Retainer Screw	1	
45	59143453	Forward Clutch Gear and Bearing Assembly (includes items 46 thru 48)	1	
46	NSS	- Bearing	1	
47	NSS	- Spacer	1	
48	NSS	- Bearing	1	

TRANSMISSION (59240523) - INTERNAL BREAKDOWN -
SHEET 6 OF 9

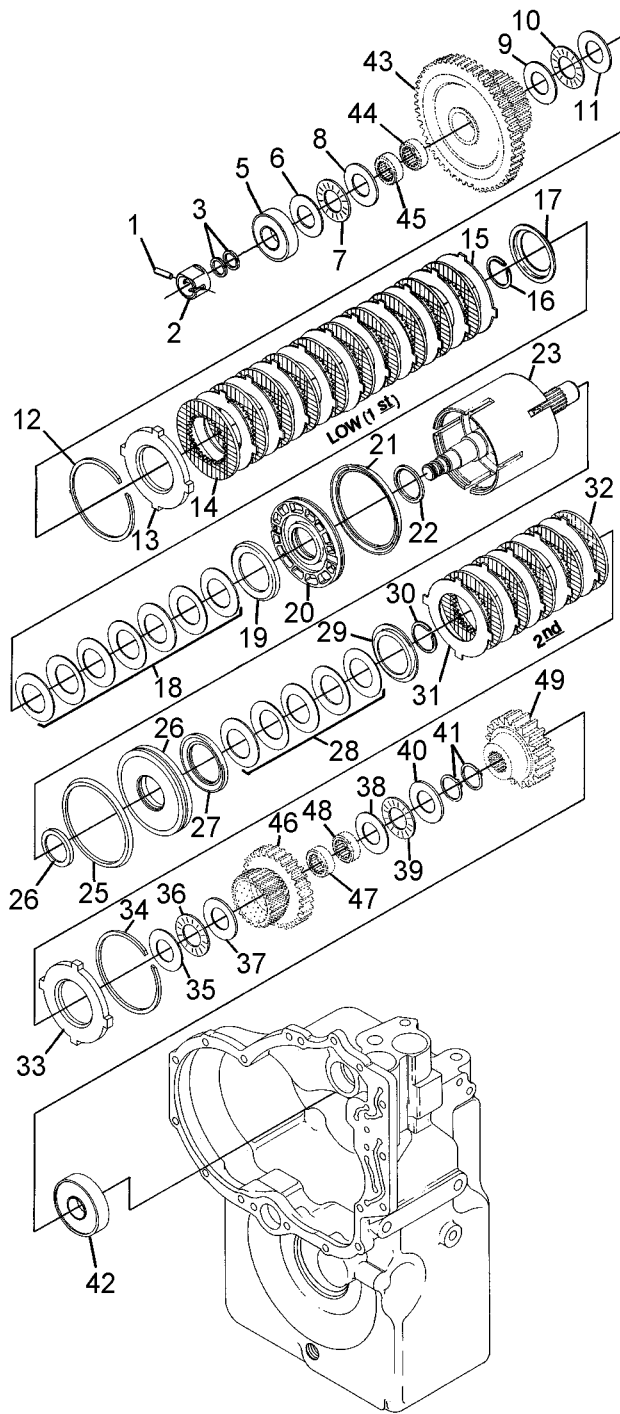


TRANSMISSION (59240523) - INTERNAL BREAKDOWN -
SHEET 6 OF 9

BOM 59240523

ITEM	COMM. NO.	DESCRIPTION	QTY	DIMENSIONS/NOTES
1	59143479	Sleeve Locating Screw	1	
2	59143495	Oil Distributor Sleeve	1	
3	59131391	Piston Ring	2	
4	59143503	Bearing and Seal Assembly	1	
5	59143511	Snap Ring	1	
6	59143537	Clutch Piston Assembly (includes items 7, 8)	1	
7	NSS	- Inner Seal	1	
8	NSS	- Outer Seal	1	
9	59143529	Drum and Plug Assembly - 3rd Shaft	1	
10	59131334	Wear Plate	1	
11	59131326	Disc Spring	1	(set of 5)
12	59131318	Snap Ring Retainer	1	
13	59131300	Snap Ring	1	
14	59131292	Outer Disc - 3rd Clutch	5	
15	59131284	Inner Disc - 3rd Clutch	5	
16	59131276	End Plate	1	
17	59131268	Snap Ring	1	
18	59131243	Thrust Washer	1	
19	59131250	Bearing	1	
20	59131243	Thrust Washer	1	
21	59143545	Thrust Washer Retaining Snap Ring	1	
22	59143552	Gear Bearing - 3rd Clutch	1	
23	59143560	Bearing	1	
24	59143578	Snap Ring	1	
25	59143578	Bearing Snap Ring	1	
26	59143594	Snap Ring	1	
27	59143586	Bearing	1	
28	59143750	Oil Seal Sleeve	1	
29	59143743	Oil Seal	1	
30	59143610	O-ring	1	
31	59143578	Snap Ring	1	
32	59143735	Output Flange Assembly (includes item 33)	1	
33	NSS	Flange Plug	1	
34	59143628	1st Drive Gear	1	
35	59145649	3rd Gear and Shaft	1	

TRANSMISSION (59240523) - INTERNAL BREAKDOWN -
SHEET 7 OF 9

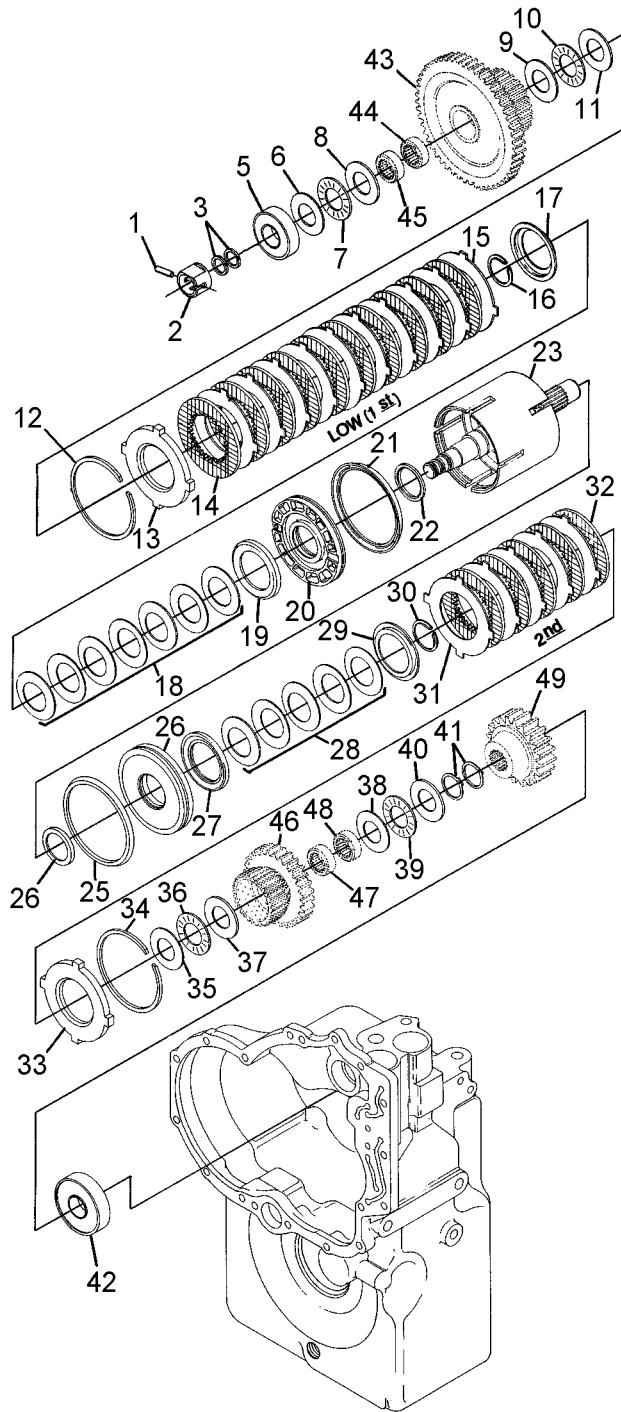


TRANSMISSION (59240523) - INTERNAL BREAKDOWN -
SHEET 7 OF 9

BOM 59240523

ITEM	COMM. NO.	DESCRIPTION	QTY	DIMENSIONS/NOTES
1	59143479	Sleeve locating Screw	1	
2	59143644	Oil Distribution Sleeve	1	
3	59131391	Piston Ring	2	
5	54493259	Bearing and Seal	1	
6	59131243	Thrust Washer	1	
7	59131250	Bearing	1	
8	59131243	Thrust Washer	1	
9	59131243	Thrust Washer	1	
10	59131250	Bearing	1	
11	59131243	Thrust Washer	1	
12	591331268	Snap Ring	1	
13	59131276	End Plate	1	
14	59131284	Inner Disc - 1st Clutch	10	
15	59131292	OuterDisc - 1st Clutch	10	
16	59131300	Snap Ring	1	
17	59131318	Snap Ring Retainer	1	
18	59143651	1st Clutch Disc Spring	1	(set of 7)
19	59131334	Wear Plate	1	
20	59143669	Clutch Piston and Seal Assembly (includes items 21 and 22)	1	
21	NSS	- Outer Seal	1	
22	NSS	- Inner Seal	1	
23	59143677	1st and 2nd Shaft, Drum and Plug	1	
24	59143669	Clutch Piston and Seal Assembly (includes items 25 and 26)	1	
25	NSS	- Outer Seal	1	
26	NSS	- Inner Seal	1	
27	59131334	Wear Plate	1	
28	59131326	2nd Clutch Disc Spring	1	(set of 5)
29	59131318	Snap Ring Retainer	1	
30	59131300	Snap Ring	1	
31	59131292	OuterDisc - 2nd Clutch	5	
32	59131284	Inner Disc - 2nd Clutch	5	
33	59131276	End Plate	1	
34	59131268	Snap Ring	1	
35	59131243	Thrust Washer	1	
36	59131250	Bearing	1	
37	59131243	Thrust Washer	1	
38	59131243	Thrust Washer	1	
39	59131250	Bearing	1	
40	59131243	Thrust Washer	1	
41	59143511	Snap Ring	2	
42	59143685	Rear Bearing	1	
43	59143693	1st Clutch Gear and Bearing (includes item 44 and 45)	1	
44	NSS	- Bearing	1	
45	NSS	- Bearing	1	
46	59143701	2nd Clutch Gear and Bearing (includes items 47, 48)	1	

TRANSMISSION (59240523) - INTERNAL BREAKDOWN -
SHEET 7 OF 9 (CONTINUED)

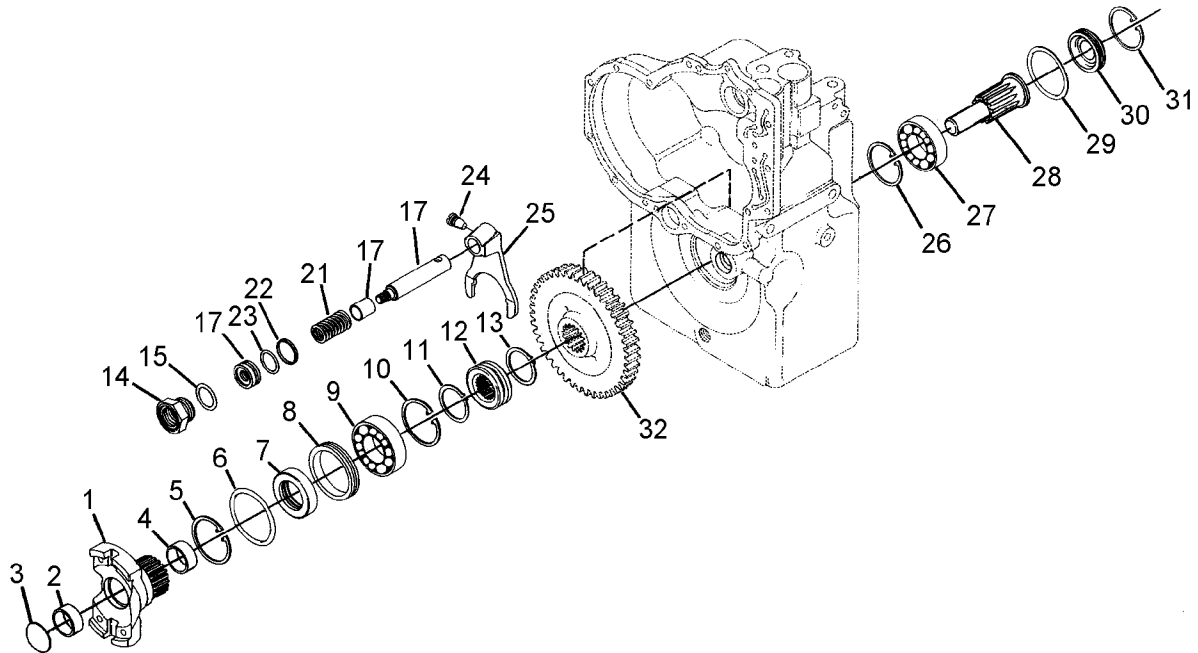


TRANSMISSION (59240523) - INTERNAL BREAKDOWN -
SHEET 7 OF 9 (CONTINUED)

BOM 59240523

ITEM	COMM. NO.	DESCRIPTION	QTY	DIMENSIONS/NOTES
47	NSS	- Bearing	1	
48	NSS	- Bearing	1	
49	59145656	3rd Driven Gear	1	

TRANSMISSION (59240523) - INTERNAL BREAKDOWN -
SHEET 8 OF 9

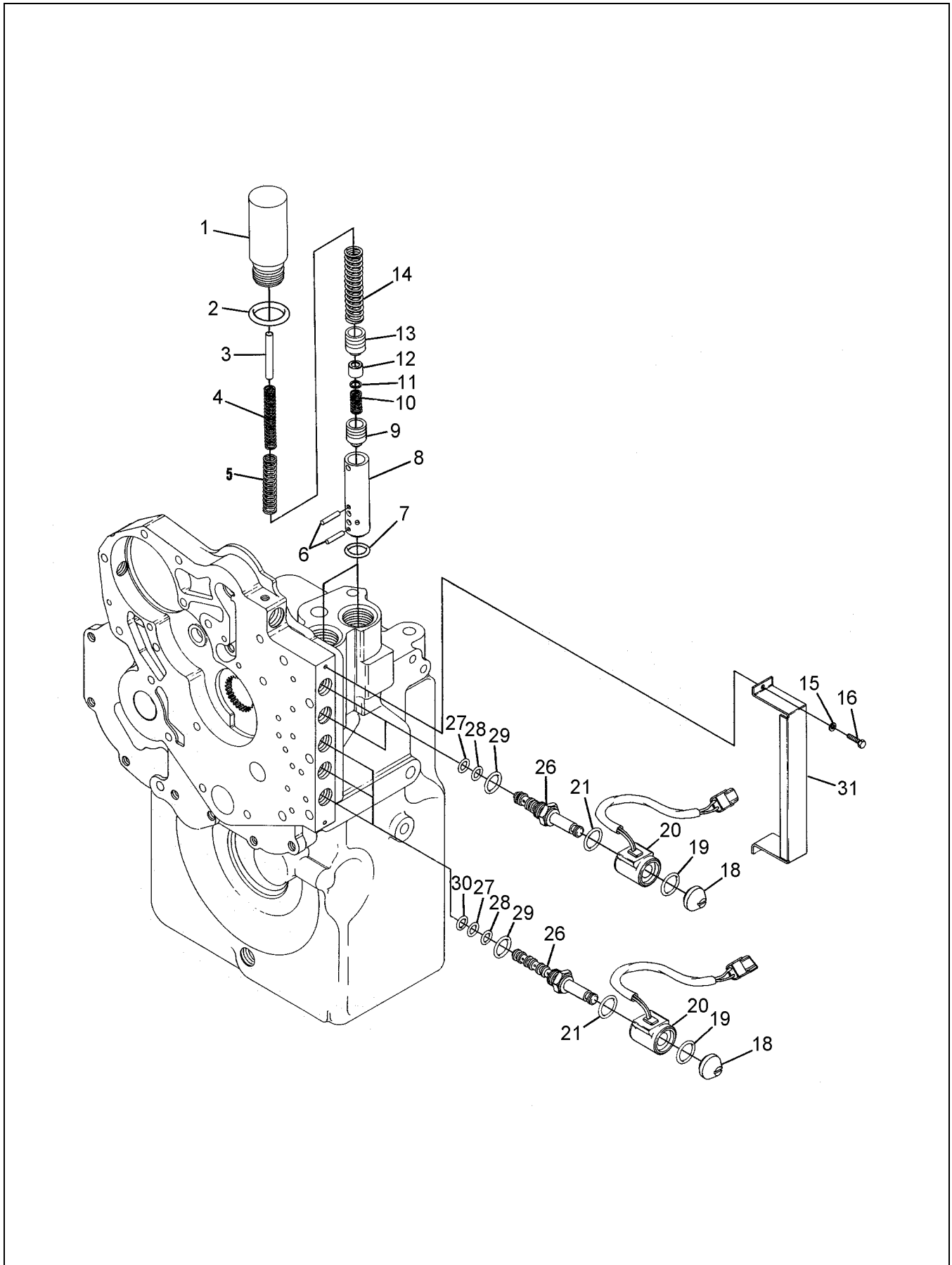


TRANSMISSION (59240523) - INTERNAL BREAKDOWN -
SHEET 8 OF 9

BOM 59240523

ITEM	COMM. NO.	DESCRIPTION	QTY	DIMENSIONS/NOTES
1	59143735	Output Flange Bushing and Plug	1	
2	NSS	- Bushing	1	
3	NSS	- Flange Plug	1	
4	NSS	- Bushing	1	
5	59143578	Snap Ring	1	
6	59143610	O-ring	1	
7	59143743	Oil Seal	1	
8	59143750	Sleeve	1	
9	59143586	Bearing	1	
10	59143578	Snap Ring	1	
11	59143594	Retaining Ring	1	
12	54493275	Hub	1	
13	59143594	Retaining Ring	1	
14	54493283	Piston Stop Nut (includes item 15)	1	
15	54493291	- O-ring	1	
17	54493325	Disconnect Shift Fork Rod	1	
21	54493333	Disconnect Spring	1	
22	54493341	O-ring	1	
23	54493358	O-ring	1	
24	54493366	Screw	1	
-	54493382	Lockwasher	1	
25	54493390	Disconnect Shift Fork	1	
26	59143578	Snap Ring	1	
27	50755230	Bearing	1	
28	54493416	Output Shaft	1	
29	59143610	O-ring	1	
30	NSS	Shaft Bore Plug	1	
31	59143578	O-ring	1	
32	59145664	Output Shaft Gear	1	

TRANSMISSION (59240523) - INTERNAL BREAKDOWN -
SHEET 9 OF 9



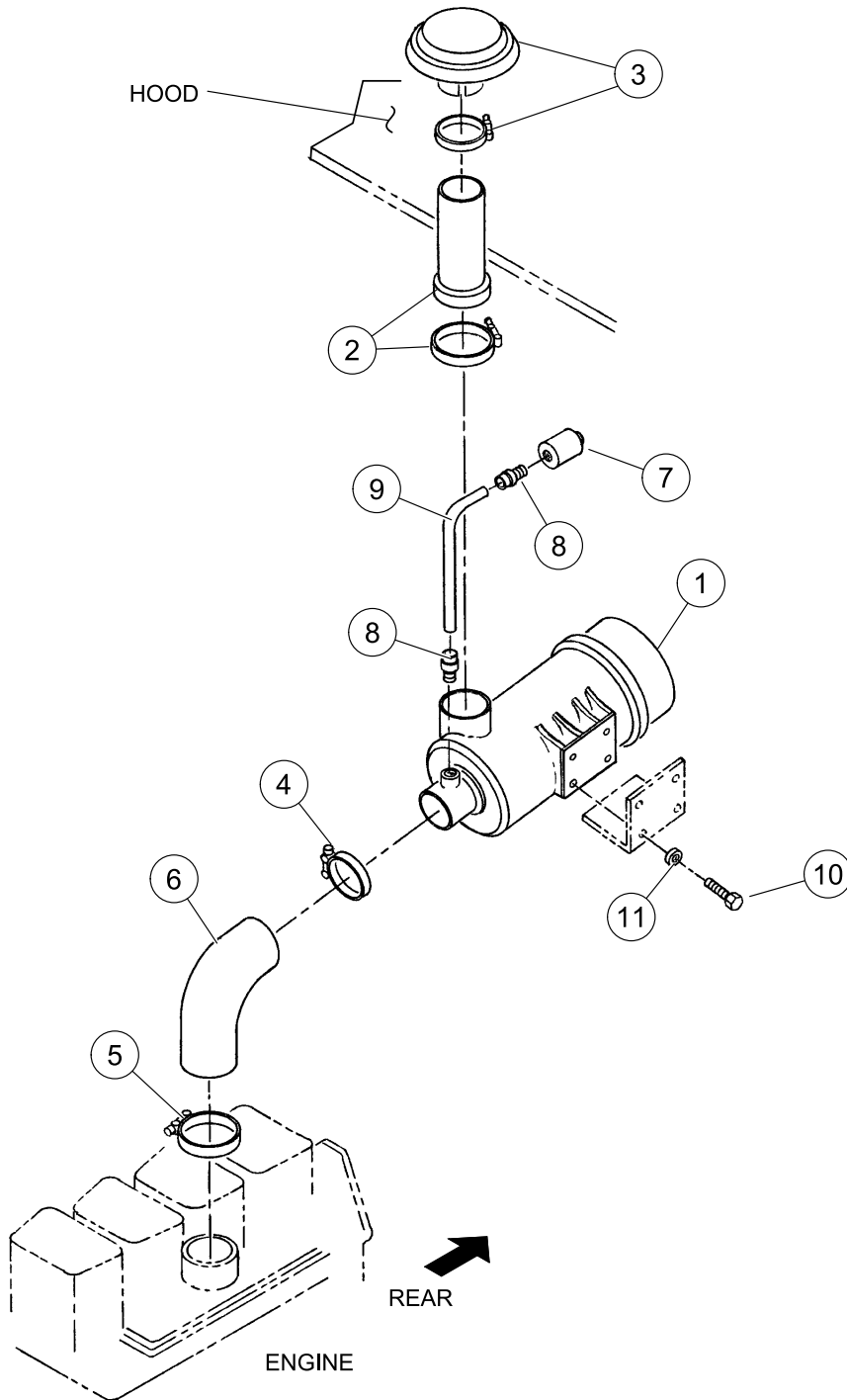
TRANSMISSION (59240523) - INTERNAL BREAKDOWN -
SHEET 9 OF 9

BOM 59240523

ITEM	COMM. NO.	DESCRIPTION	QTY	DIMENSIONS/NOTES
1	59143784	Housing	1	
2	59143792	O-ring	2	
3	59143800	Stop Pin	2	
4	59143818	Inner Spring	2	
5	59143826	Middle Spring	2	
6	59143834	Upper Pin	2	
-	59143842	Lower Pin	2	
7	59143859	O-ring	2	
8	59143867	Sleeve	2	
9	54493424	Regulator Spool	2	
10	59143883	Spring	2	
11	59143891	Spacer	2	
12	59143909	Retainer	2	
13	59143917	Accumulator Spool	2	
14	59143925	Outer Spring	2	
15	59143933	Lockwasher	2	
16	59143941	Screw	2	
17	59144055	Spool-Type Solenoid Cartridge Assembly (includes items 18 thru 21)	2	
18	59143966	- Nut	4	
19	59143974	- O-ring	4	
20	59143982	- Solenoid Coil - 12 volt	4	
21	59143974	- O-ring	4	
26	59144030	Four-Way Valve Cartridge (includes items 27 thru 30)	4	
27	59144006	- O-ring	4	
28	59144014	- O-ring	5	
29	59144022	- O-ring	5	
30	59143990	- O-ring	5	
31	59143958	Cover	1	

AIR CLEANER AND EXHAUST INSTALLATION

Dwg D59162420/00



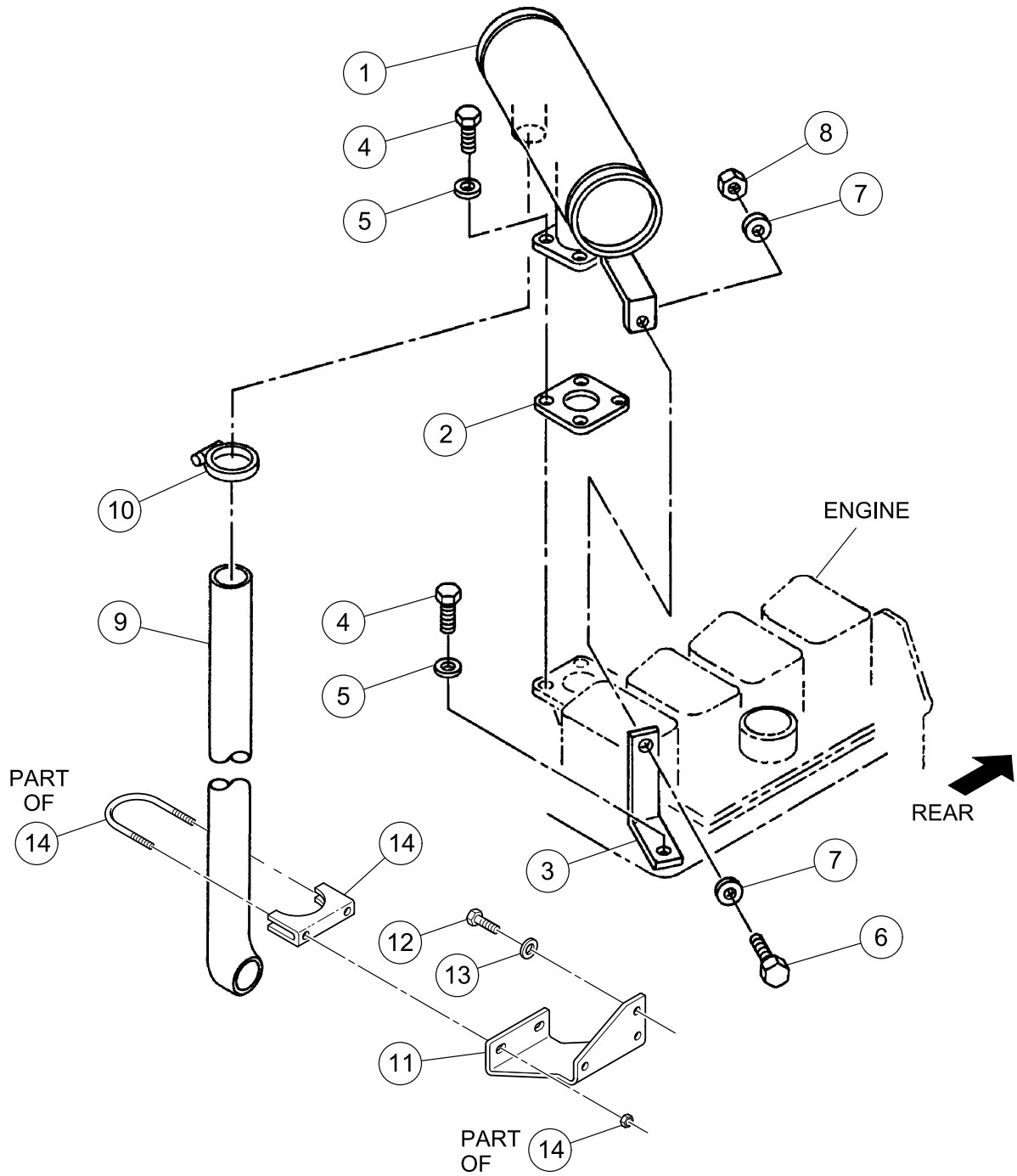
AIR CLEANER AND EXHAUST INSTALLATION

BOM 13345160

ITEM	COMM. NO.	DESCRIPTION	QTY	DIMENSIONS/NOTES
1	59075762	Air Cleaner	1	8.0"
-	59155119	- Air Cleaner Primary Filter Element	1	
-	59155127	- Air Cleaner Secondary Filter Element	1	
-	59144139	- Cover Assembly	1	
-	59144147	- Vacuator Valve	1	
2	59132852	Air Stack Extension Tube	1	
3	59132910	Rain Cap	1	
4	54680103	T-bolt Saddle Clamp	1	
5	54680087	T-bolt Saddle Clamp	1	
6	59139238	Air Intake Hose	1	
7	50266907	Service Indicator Kit	1	
8	59311621	Straight Connector	2	
9	58811779	Tube	1	
10	96702816	HHCS, Fully Threaded, Zinc Plated	4	M8 x 1.25 x 16 CI 8.8
11	96741038	Flatwasher	4	M8 x 1.25 CI 200

EXHAUST INSTALLATION

Dwg D59162453/02



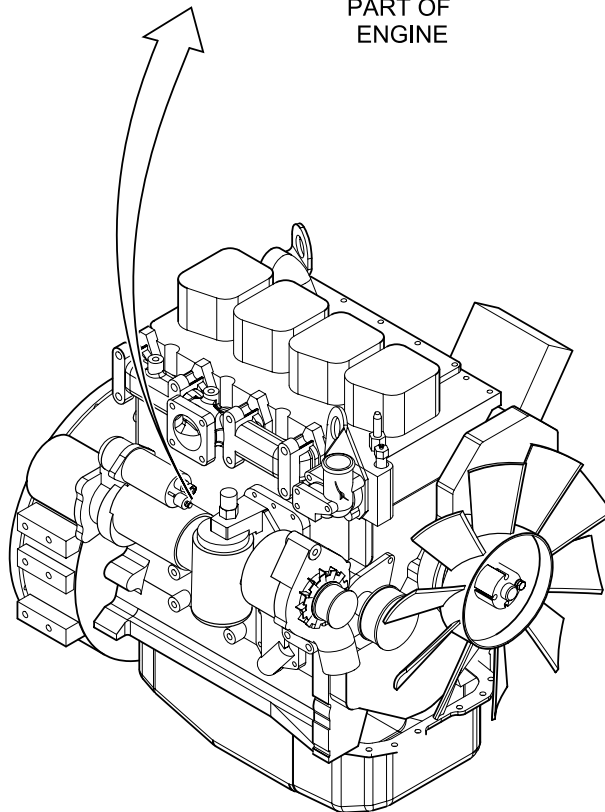
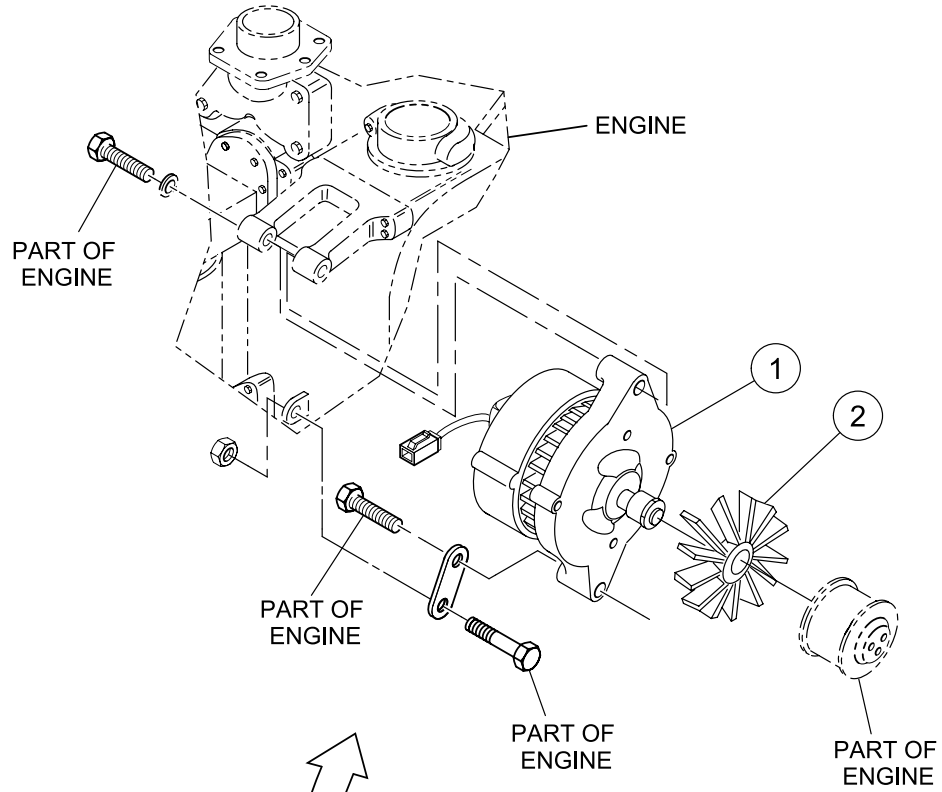
EXHAUST INSTALLATION

BOM 59283622

ITEM	COMM. NO.	DESCRIPTION	QTY	DIMENSIONS/NOTES
1	54508577	Muffler	1	
2	59307017	Muffler Gasket	1	
3	59128470	Muffler Mounting Bracket	1	
4	96702279	HHCS, Fully Threaded, Zinc Plated	5	M10 x 1.5 x 20 CI 8.8
5	96714399	Flatwasher, Zinc Plated	5	M10 CI 140
6	95919221	HHCS, Zinc Plated	1	3/8 x 1.0 x 16 Grd 8
7	95922233	Flatwasher, Zinc Plated	2	3/8
8	59327841	Hex Nut	1	3/8 x 16
9	59873976	Exhaust Stack	1	
11	59270470	Exhaust Bracket	1	
12	96701495	HHCS, Fully Threaded, Zinc Plated	3	M12 x 1.75 x 25 CI 8.8
13	96738596	Flatwasher, Zinc Plated	3	M12 Hardened CI 200
14	59179226	Exhaust Clamp	2	

ALTERNATOR INSTALLATION

Dwg D59415976/03



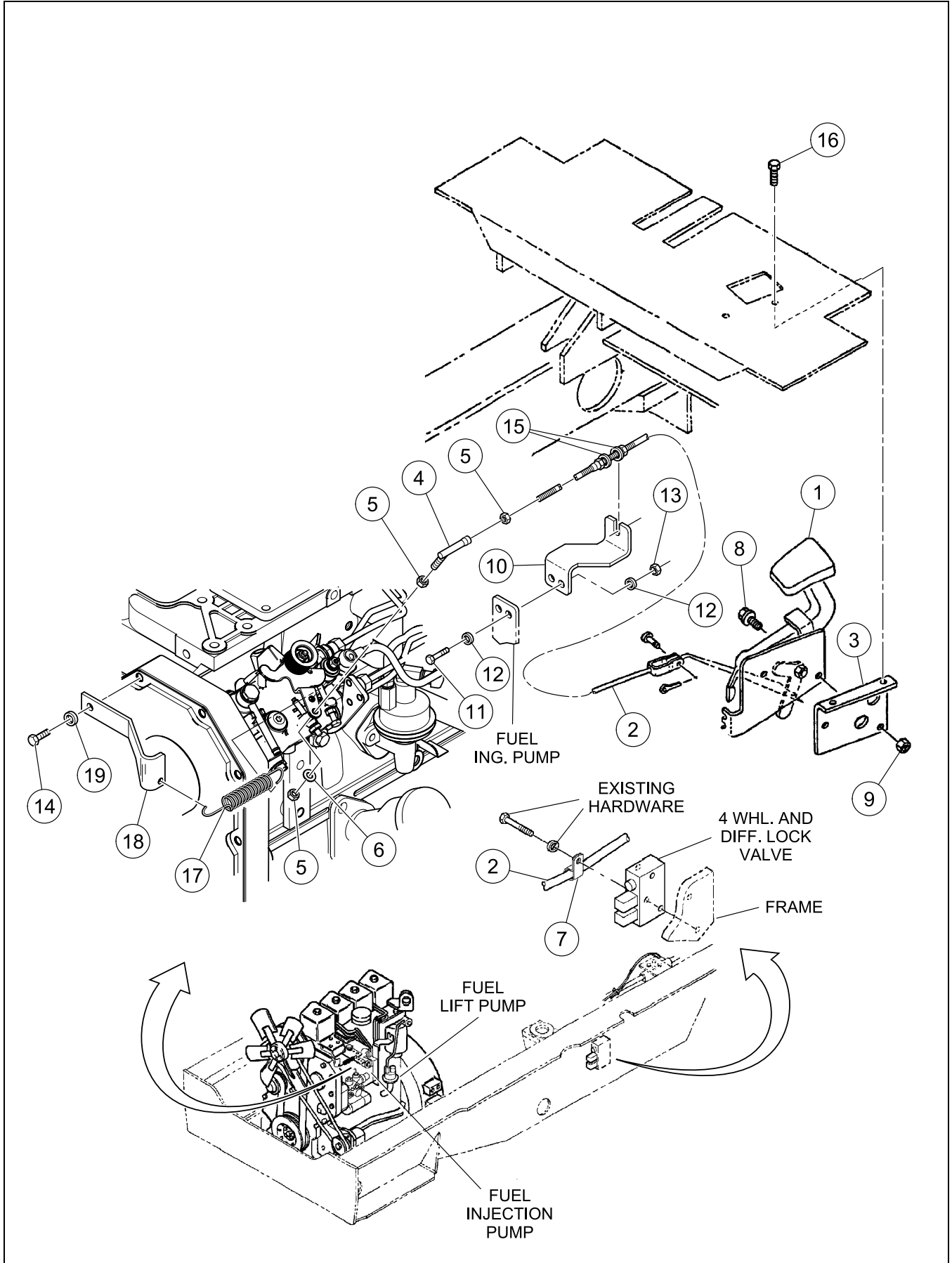
ALTERNATOR INSTALLATION

BOM 59415976

ITEM	COMM. NO.	DESCRIPTION	QTY	DIMENSIONS/NOTES
1	58965492	Alternator	1	
2	59879791	Alternator Fan	1	

THROTTLE INSTALLATION

Dwg D13375522/00



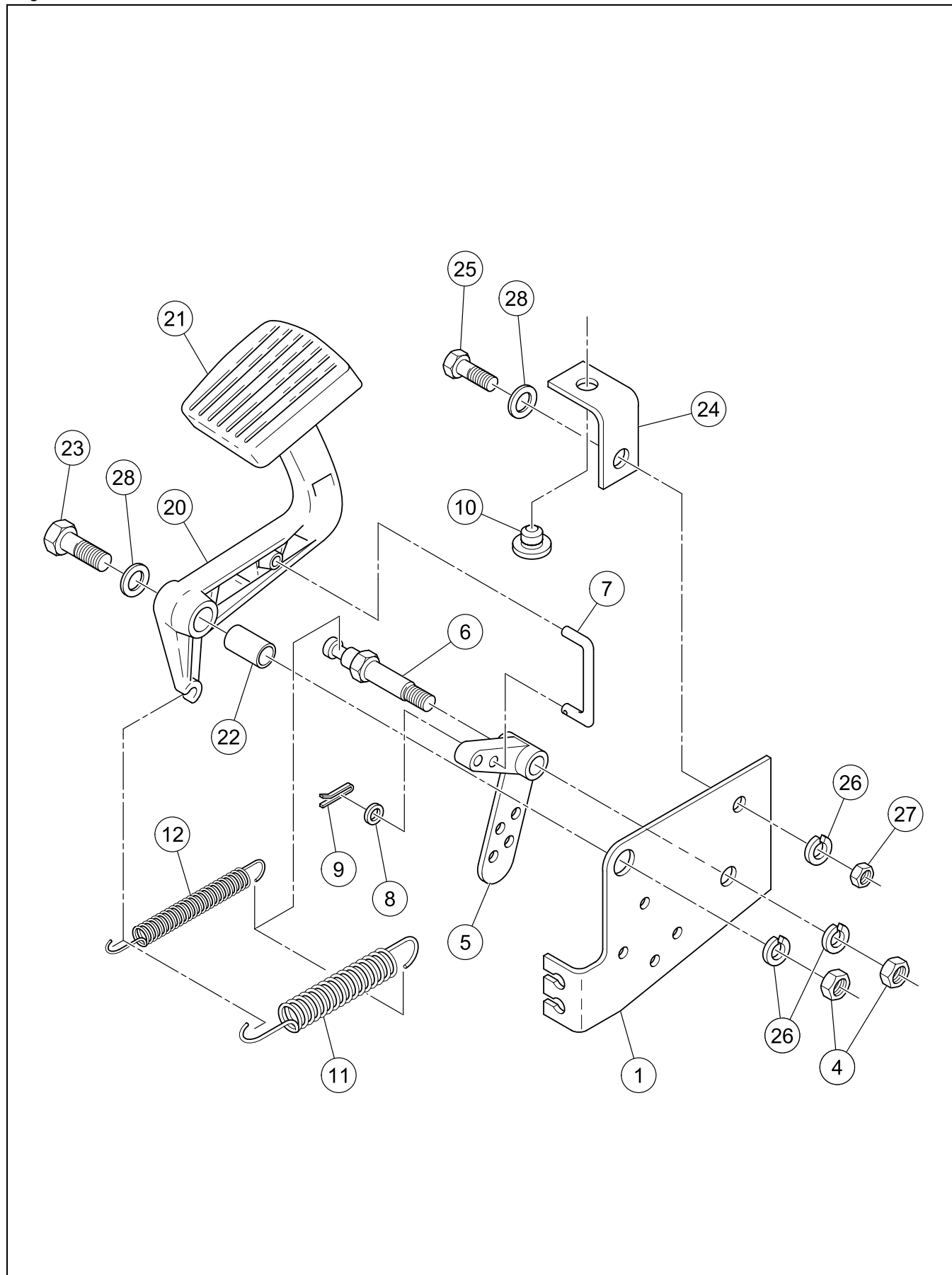
THROTTLE INSTALLATION

BOM 13375522

ITEM	COMM. NO.	DESCRIPTION	QTY	DIMENSIONS/NOTES
1	NSVA	Throttle Pedal Assembly	1	See Page C - 52.
2	59117341	Throttle Cable	1	
3	59414821	Thottle Mounting Bracket	1	
4	59374165	Ball Joint	1	
5	95923058	Hex Nut, Zinc Plated	2	1/4 x 28 Grd A
6	95379392	Lockwasher	1	1/4 Hardened
7	59465658	Clamp	1	
8	59869917	Lockscrew	2	5/16 x 18 x 0.75
9	59918573	Locknut	2	5/16 x 18
10	13360391	Throttle Bracket	1	
11	95920377	HHCS, Zinc Plated	2	1/4 x 20 x 1.0 Grd 8
12	95922324	Flatwasher, Zinc Plated	2	1/4
13	95923298	Locknut, Zinc Plated	2	1/4 x 20
14	96702279	HHCS, Fully Threaded, Zinc Plated	2	M10 x 1.5 x 20 CI 8.8
15	95922233	Flatwasher, Zinc Plated	2	3/8
16	59462796	Lockbolt	2	3/8 x 16 x 0.75
17	59457192	Spring	1	
18	13375530	Spring Return Bracket	1	
19	96714399	Flatwasher, Zinc Plated	1	M10 CI 140

THROTTLE PEDAL ASSEMBLY

Dwg D59455741/02



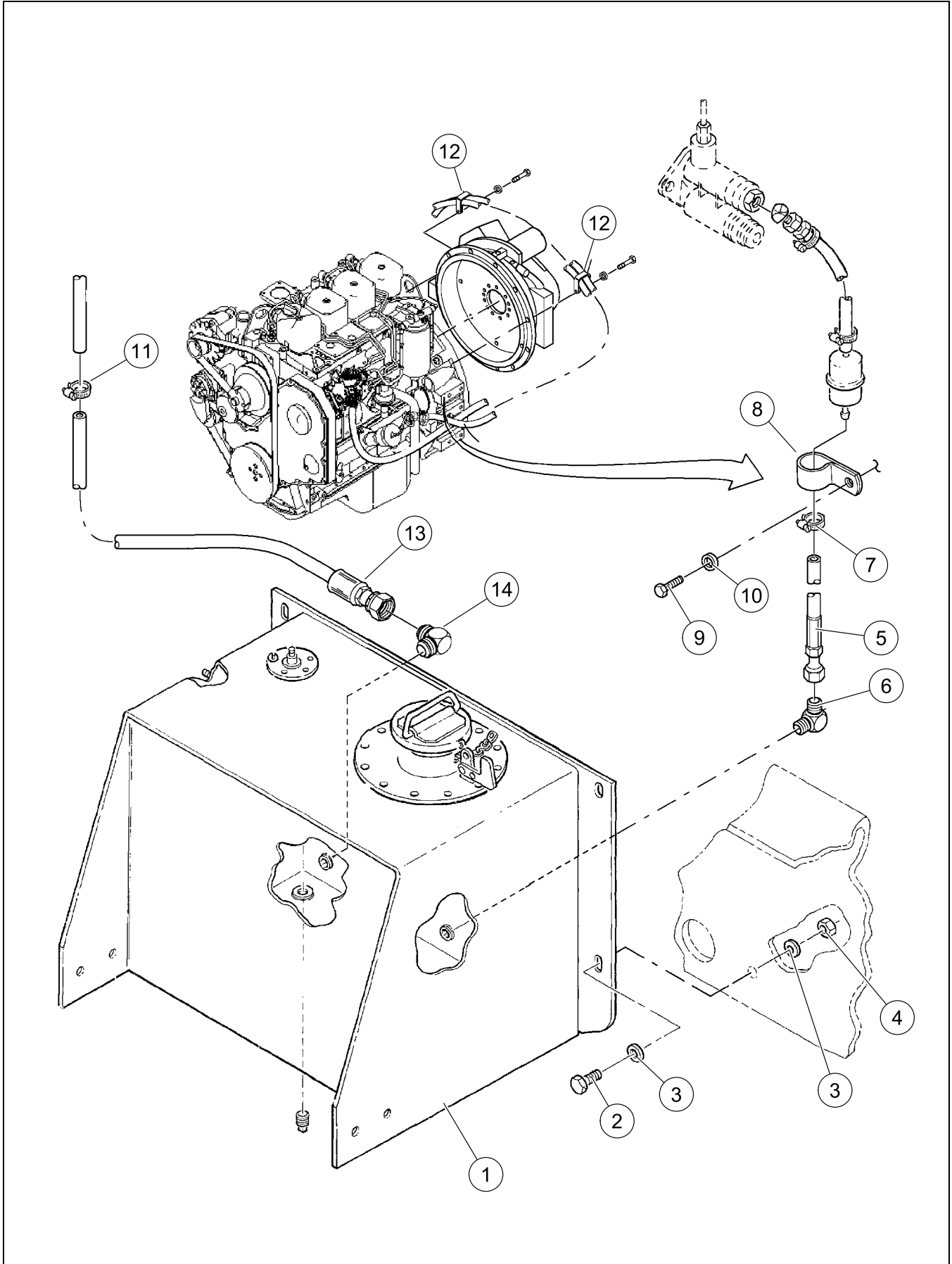
THROTTLE PEDAL ASSEMBLY

BOM 59455741

ITEM	COMM. NO.	DESCRIPTION	QTY	DIMENSIONS/NOTES
1	59114207	Throttle Bracket	1	
4	96704812	Hex Nut, Zinc Plated	2	M10 x 1.5 CI 8
5	59471904	Crank	1	
6	59471805	Shaft	1	
7	59471854	Formed Rod	1	
8	96727581	Flatwasher, Zinc Plated	1	M6 CI 140
9	95924049	Cotter Pin	1	
10	59471839	Bumper	1	
11	59471888	Spring	1	
12	59471813	Spring	1	
20	59471870	Accelerator Pedal	1	
21	59471821	Pedal Pad	1	
22	59471789	Pivot Tube	1	
23	96704713	Hex Head Bolt, Zinc Plated	1	M10 x 1.5 x 70 CI 8.8
24	59471847	Stop Bracket	1	
25	96702287	HHCS, Fully Threaded, Zinc Plated	1	M10 x 1.5 x 25 CI 8.8
26	59510065	Lockwasher	3	
27	59471938	Hex Nut	1	M10 x 1.5
28	96714399	Flatwasher, Zinc Plated	2	M10 CI 140

FUEL LINE INSTALLATION

Dwg D13360359/00



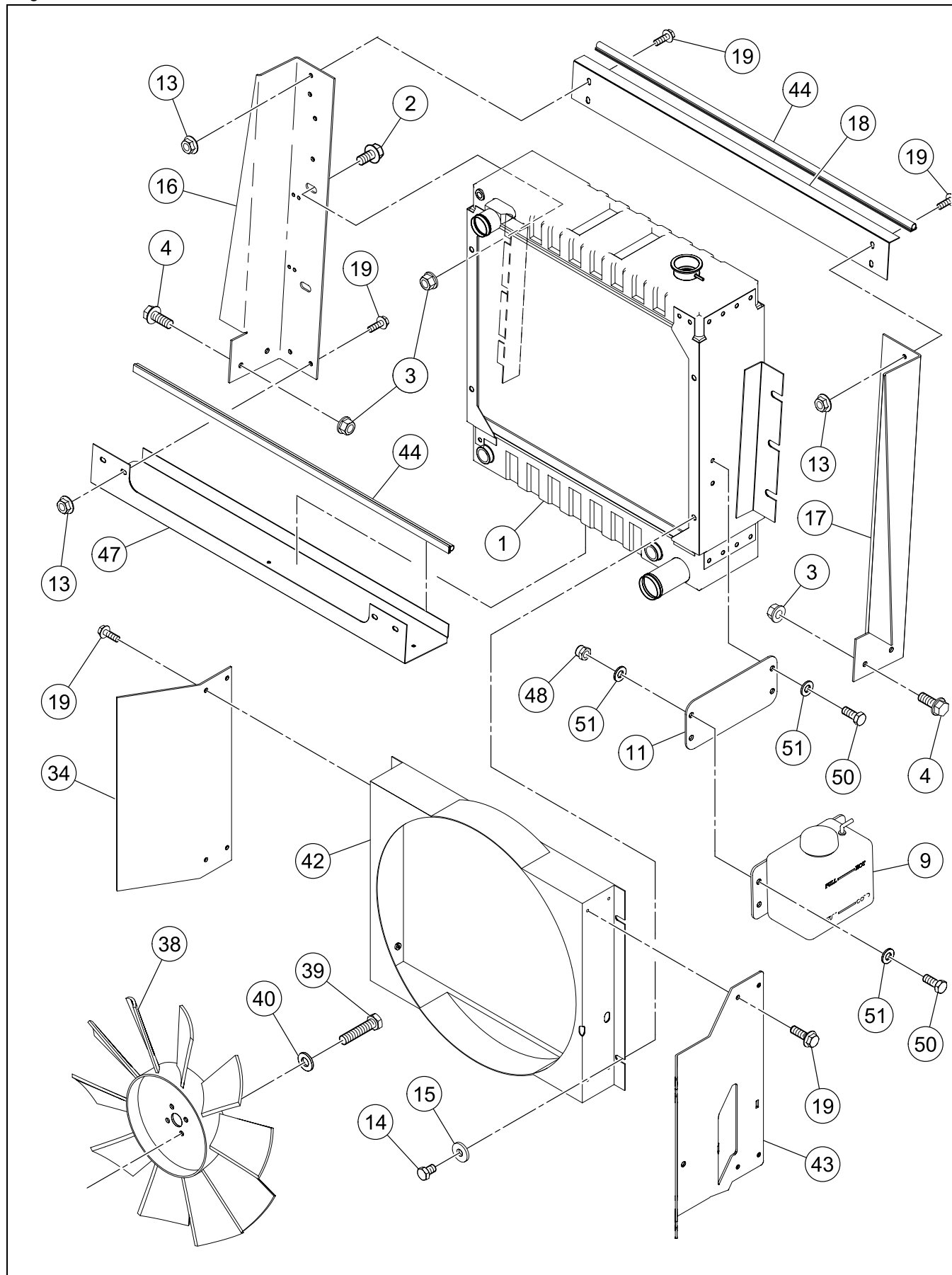
FUEL LINE INSTALLATION

BOM 13360367

ITEM	COMM. NO.	DESCRIPTION	QTY	DIMENSIONS/NOTES
1	NSS	Fuel Tank Assembly	1	
-	59475111	- Filler Neck	1	
-	58812181	- Fuel Level Sender	1	
-	59978858	- Fuel Cap	1	
-	58884420	- Gasket	1	
-	59324392	- Filtered Vent	1	
2	95919585	HHCS, Zinc Plated	4	1/2 x 13 x 1.75 Grd 8
3	59539569	Washer	8	Hardened
4	95923348	Locknut, Zinc Plated	4	1/2 x 13
5	58926973	Hose Assembly	1	50.0"
6	95209094	Elbow	2	
7	59363259	Hose Clamp	1	
8	95378873	Hose Clamp	1	
9	96701495	HHCS, Fully Threaded, Zinc Plated	1	M12 x 1.75 x 25 CI 8.8
10	96738596	Flatwasher, Zinc Plated	1	M12 Hardened CI 200
11	50274299	Hose Clamp	1	
12	95396776	Hose Clamp	2	
13	59098764	Hose Assembly	1	77.0"
14	95209094	Elbow	1	

RADIATOR INSTALLATION - SHEET 1 OF 2

Dwg D13360342/01/01



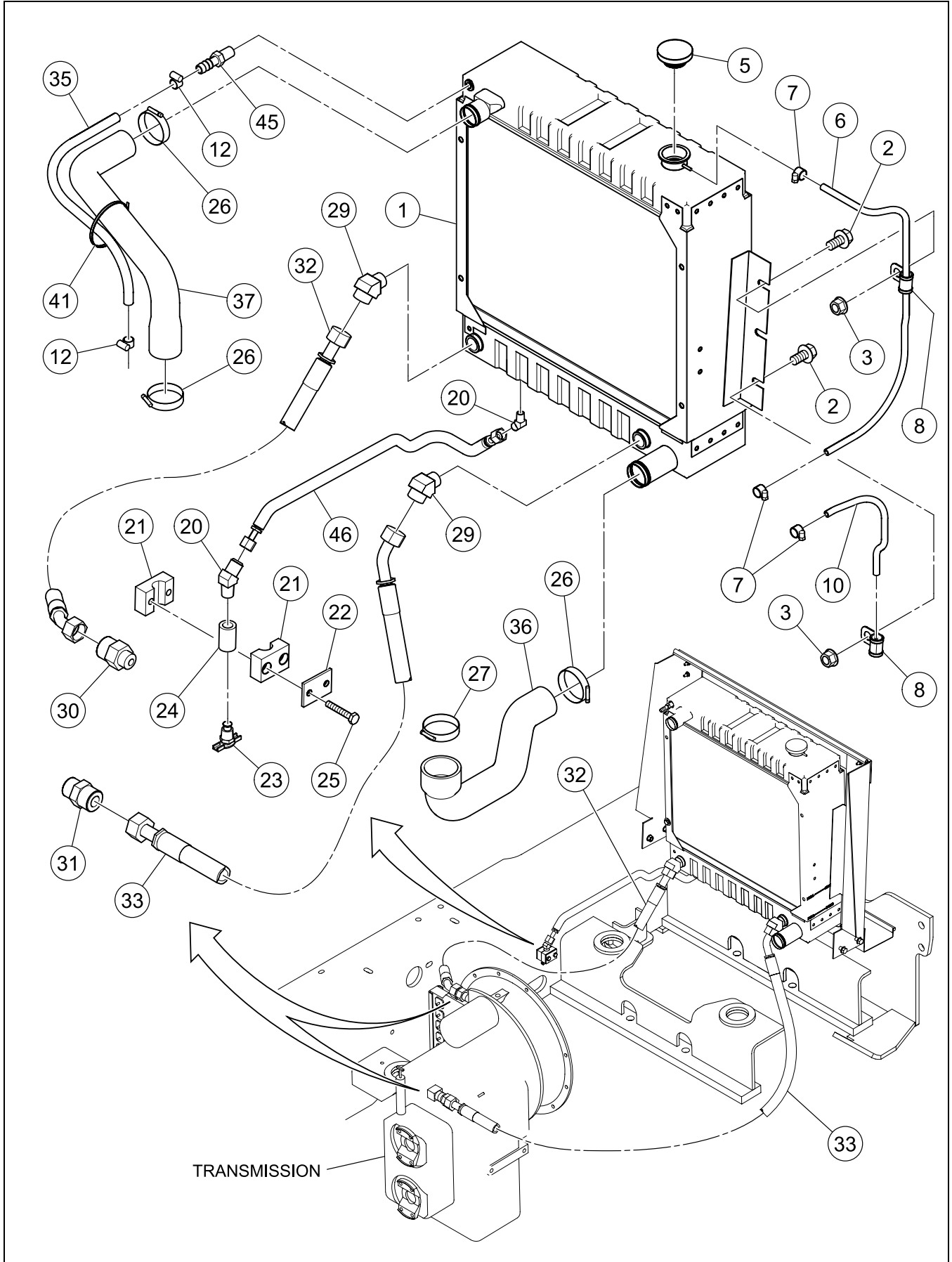
RADIATOR INSTALLATION - SHEET 1 OF 2

BOM 13345178

ITEM	COMM. NO.	DESCRIPTION	QTY	DIMENSIONS/NOTES
1	13360094	Radiator	1	
2	59462796	Lockbolt	4	3/8 x 16 x 0.75
3	59807941	Locknut	8	3/8 x 16
4	59680983	Lockscrew	4	3/8 x 16 x 1.25
9	13360268	Coolant Reservoir	1	
11	13360193	Mounting Plate	1	
13	96704176	Locknut, Zinc Plated	4	M6 x 1.0 CI 8
14	96705041	HHCS, Fully Threaded, Zinc Plated	4	M8 x 1.25 x 12 CI 8.8
15	59887182	Flatwasher	4	Hardened
16	13360151	Mounting Bracket	1	
17	13360169	Mounting Bracket	1	
18	58817727	Mount Stiffner	1	
19	59965962	Lockbolt	12	1/4 x 20 x 0.75
34	13360110	Fan Guard, LH	1	
38	59113415	Fan	1	
39	96702428	HHCS, Zinc Plated	4	M10 x 1.5 x 45 CI 8.8
40	96741046	Flatwasher, Zinc Plated	4	M10 CI 200
42	13360102	Shroud	1	
43	13360128	Fan Guard, RH	1	
44	58827122	Trim	2	
47	13360177	Lower Stiffener	1	
48	96704606	Hex Locknut, Zinc Plated	2	M8 x 1.25 CI 8
50	96702824	HHCS, Fully Threaded, Zinc Plated	4	M8 x 1.25 x 20 CI 8.8
51	96741038	Flatwasher	6	M8 x 1.25 CI 200

RADIATOR INSTALLATION - SHEET 2 OF 2

Dwg D13360342/01/02



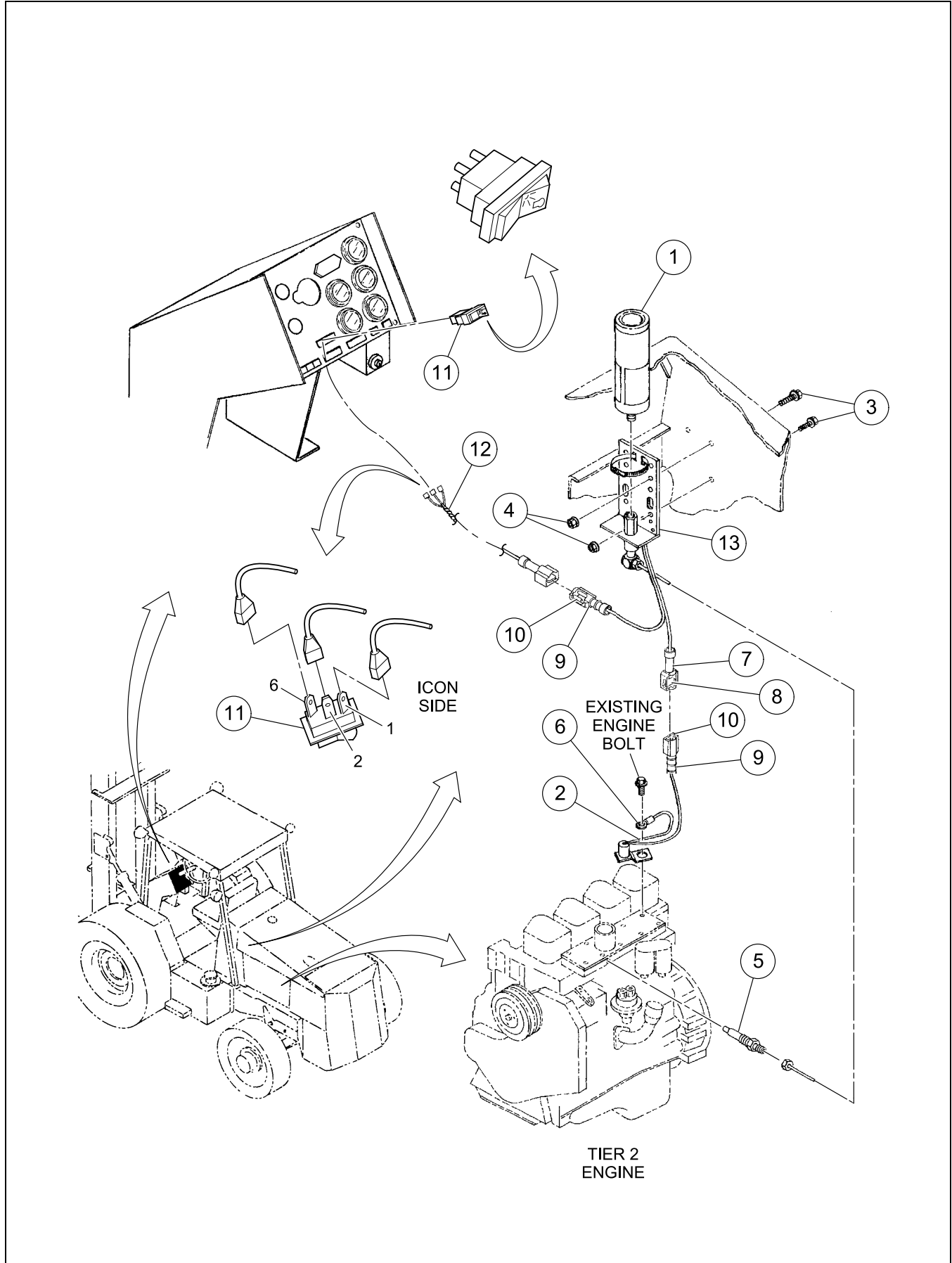
RADIATOR INSTALLATION - SHEET 2 OF 2

BOM 13345178

ITEM	COMM. NO.	DESCRIPTION	QTY	DIMENSIONS/NOTES
1	13360094	Radiator	1	
2	59462796	Lockbolt	4	3/8 x 16 x 0.75
3	59807941	Locknut	8	3/8 x 16
5	59129171	Radiator Cap	1	
6	59465153	Plastic Tube	1	
7	50274299	Hose Clamp	3	
8	59465666	Insulated Clamp	2	
10	13360318	Plastic Tube	1	
12	59363259	Hose Clamp	2	
19	96719190	HHCS, Zinc Plated	16	M6 x 1.0 x 20 CI 90
20	95279071	Adapter	2	
21	59625012	Insert Clamp	2	
22	59616540	Cover Plate	1	
23	95250692	Drain	1	
24	95011060	Pipe Coupling	1	
25	95920658	HHCS, Zinc Plated	2	1/4 x 20 x 1.5 Grd 8
26	95302683	Hose Clamp	3	
27	95286266	Hose Clamp	1	
29	59923615	Adapter	2	
30	59922583	Adapter, Straight	1	
31	59922591	Adapter	1	
32	13360292	Hose Assembly	1	46.5"
33	13360300	Hose Assembly	1	58.0"
35	58785957	Hose Assembly	1	19.0"
36	13360144	Lower Radiator Hose	1	
37	13360136	Upper Radiator Hose	1	
40	96741046	Flatwasher, Zinc Plated	4	M10 CI 200
41	95424586	Cable Tie	A/R	
45	59331934	Adapter	1	
46	59315200	Hose Assembly	1	23.5"

ETHER COLD START INSTALLATION - OPTIONAL

Dwg 59248427/02



ETHER COLD START INSTALLATION - OPTIONAL

BOM 59248427

ITEM	COMM. NO.	DESCRIPTION	QTY	DIMENSIONS/NOTES
1	59866970	Ether Cylinder	1	
2	59352476	Thermo-Switch	1	
3	59965962	Lockbolt	3	1/4 x 20 x 0.75
4	59941682	Locknut	3	1/4 x 20
5	59352542	Atomizer	1	
6	58754433	Ring Terminal	1	
7	59583294	Connector	2	
8	59366971	Male Terminal	2	
9	59583302	Connector	2	
10	59401232	Female Terminal	2	
11	59121772	Rocker Switch	1	
12	58814526	Wire Harness	1	
13	59398925	Starting Kit	1	

*****Always use Ingersoll-Rand Replacement parts!*****



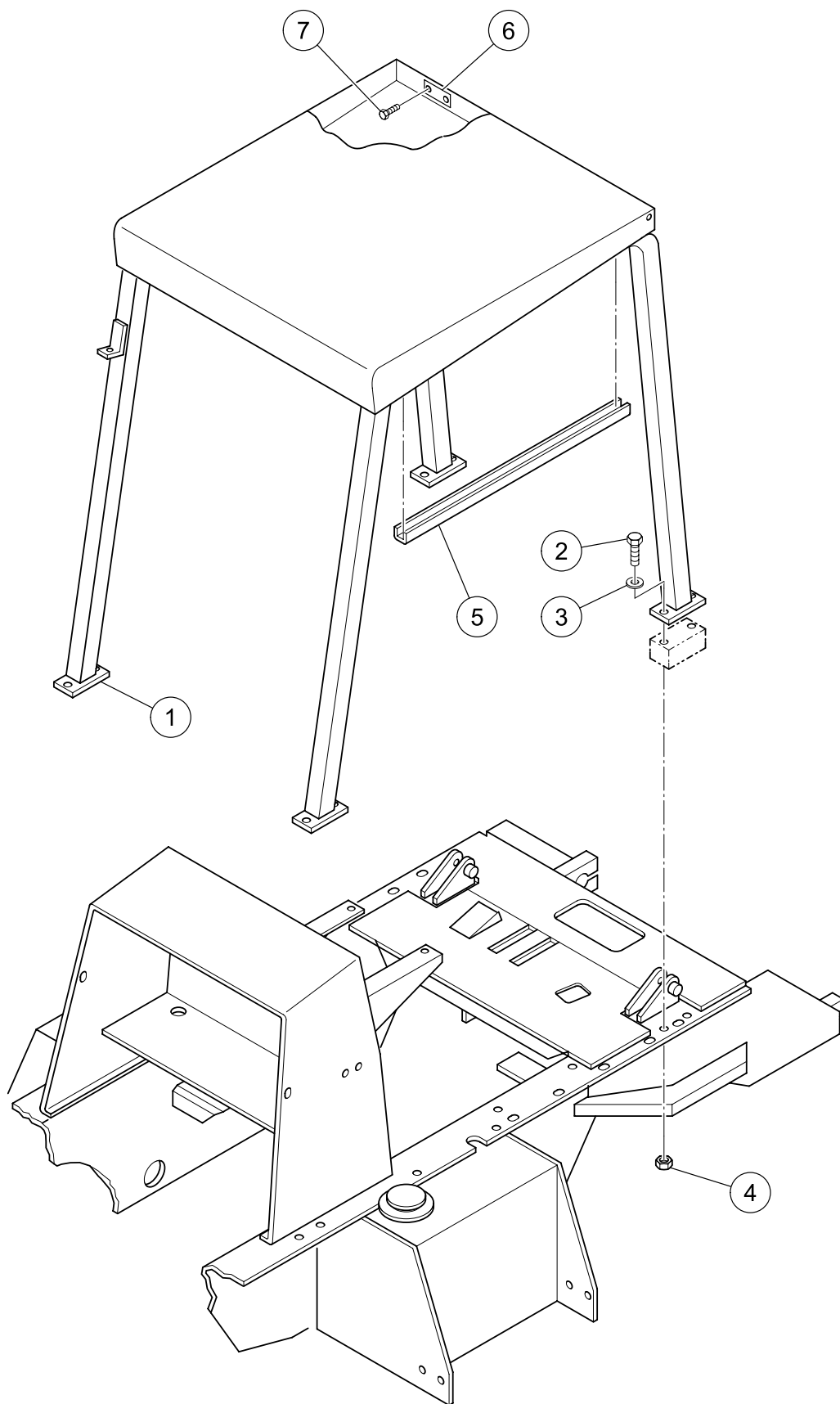
RT-706H/708H - Effective With (See Cover)

Section D - Operators Station



OVERHEAD GUARD INSTALLATION

Dwg D59413880/00



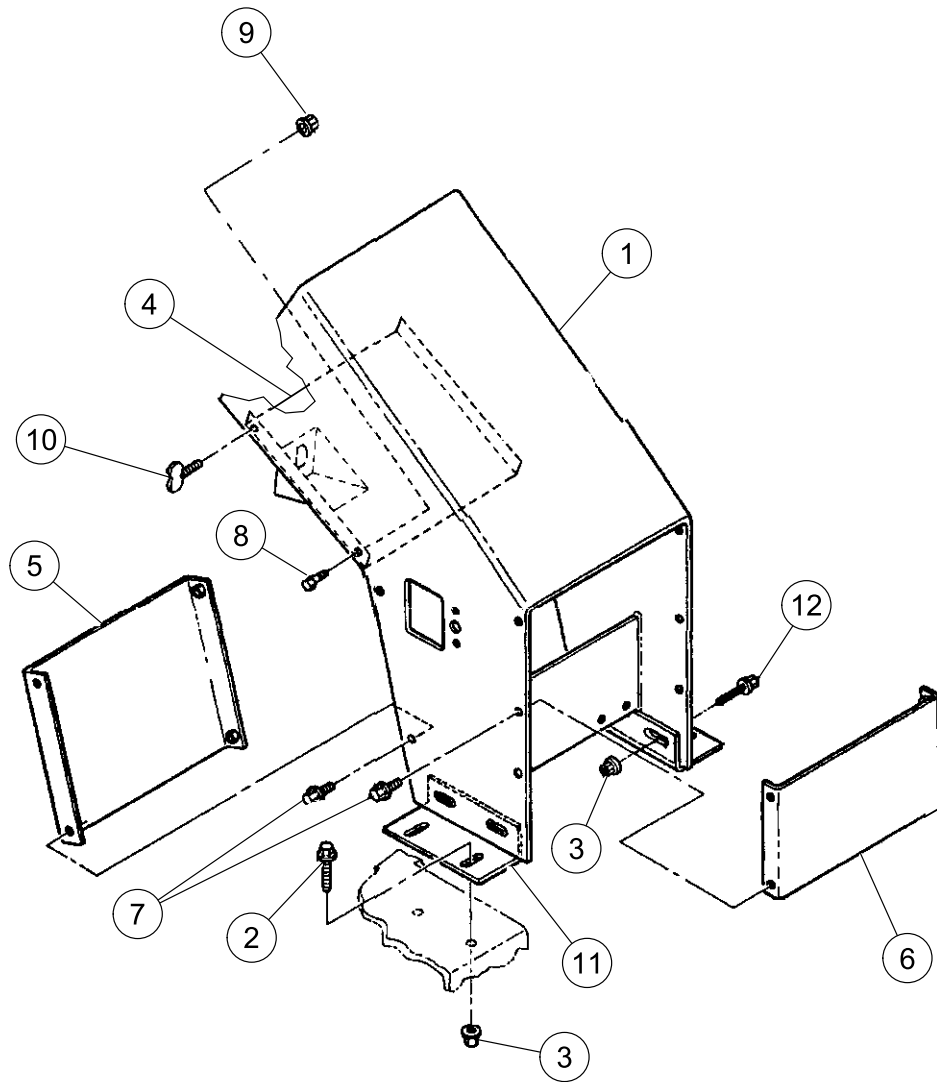
OVERHEAD GUARD INSTALLATION

BOM 59248468, 58963554

ITEM	COMM. NO.	DESCRIPTION	QTY	DIMENSIONS/NOTES
1	59202606	Overhead Guard	1	
-	58963562	Canopy Block - Optional	1	
-	95919684	- HHCS	8	1/2-13 X 5
-	59539569	- Flatwasher	8	Hardened
-	95923348	- Locknut, Zinc Plated	8	1/2 x 13
2	95919593	HHCS, Zinc Plated	8	1/2 x 13 x 2 Grd 8
3	59539569	Flatwasher	16	Hardened
4	95923348	Locknut, Zinc Plated	8	1/2 x 13
5	58827130	Trim	2	
6	13340492	Overhead Guard Nameplate	1	
7	59010173	Metal Tack	2	

CONSOLE ASSEMBLY

Dwg D59219196/01



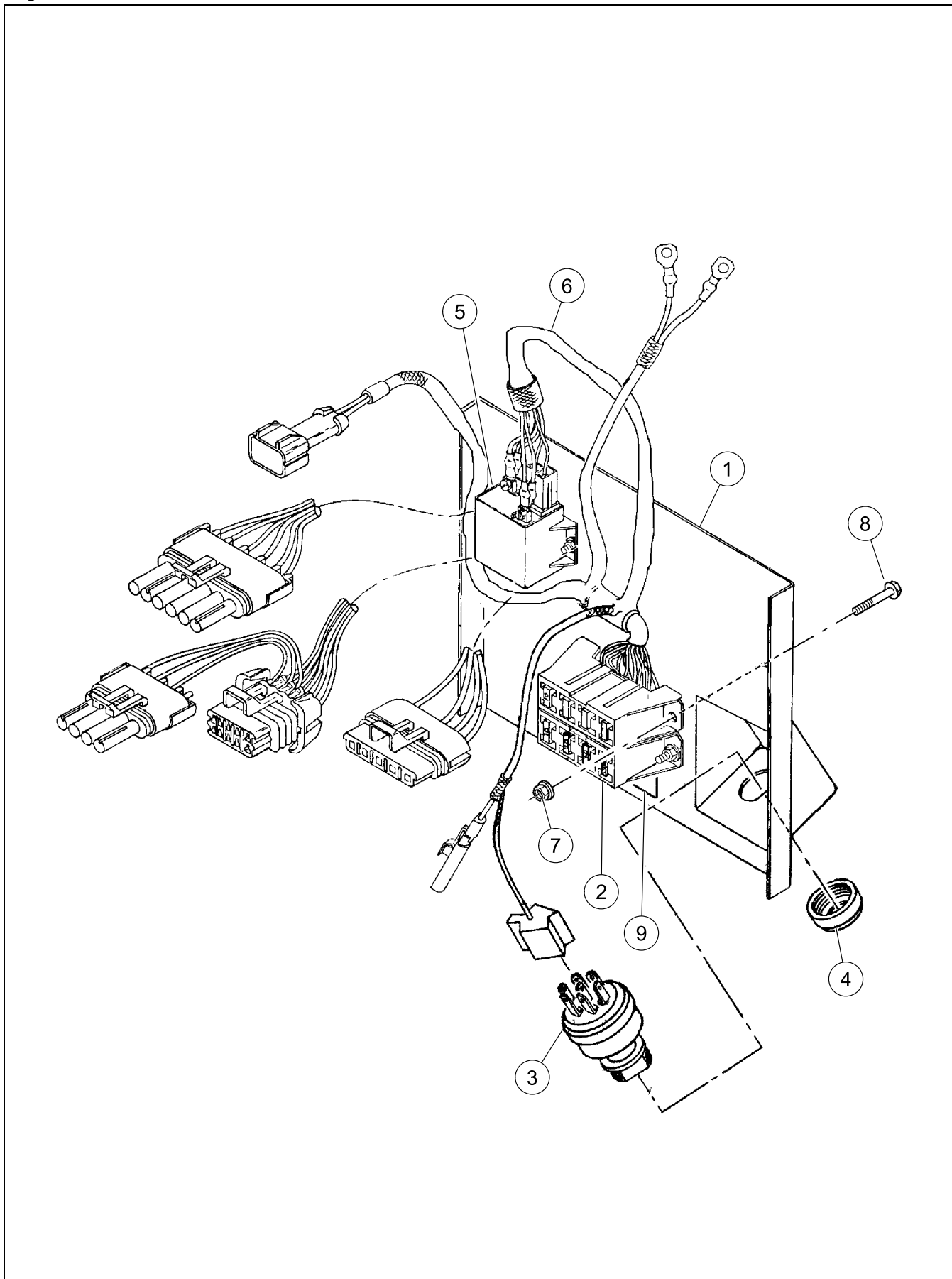
CONSOLE ASSEMBLY

BOM 59219196

ITEM	COMM. NO.	DESCRIPTION	QTY	DIMENSIONS/NOTES
1	59248328	Console	1	
2	59764514	Lockscrew	4	1/2 x 13 x 1.5
3	59726414	Locknut	8	1/2 x 13
4	NSVA	Switch Panel Assembly	1	See Page D - 6.
5	59417519	Rear Access Door	1	
6	59417527	Front Access Door	1	
7	59998146	Lockscrew	8	1/4 x 20 x 0.5
8	95934873	Shoulder Screw, Zinc Plated	2	5/16 x 3/8
9	95923298	Locknut, Zinc Plated	2	1/4 x 20
10	95992095	Thumb Screw	2	
11	59000596	Console Foot	2	
12	59848424	Lockscrew	4	1/2 x 13 x 1

SWITCH PANEL ASSEMBLY

Dwg 59219055/03



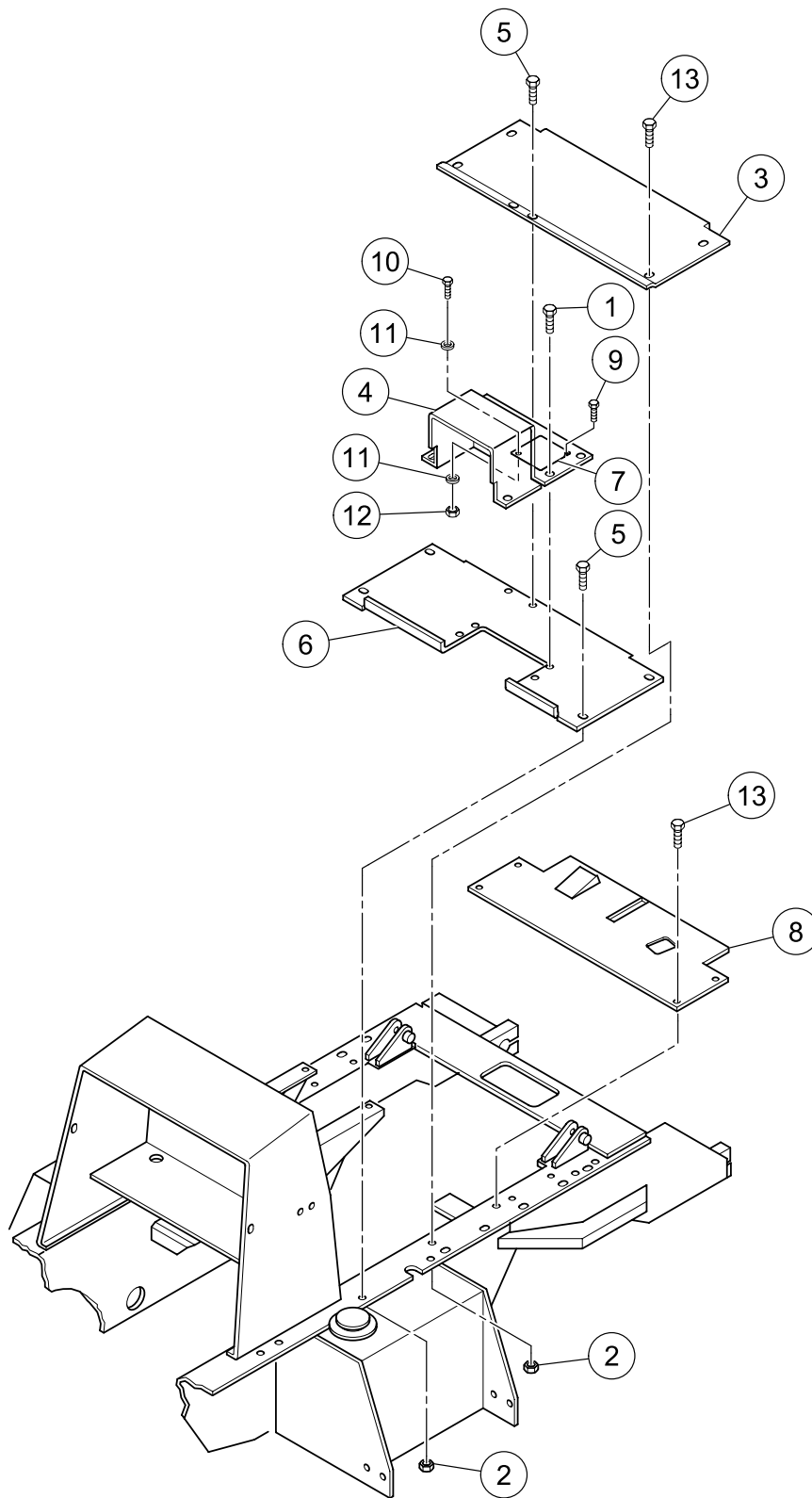
SWITCH PANEL ASSEMBLY

BOM 59231084

ITEM	COMM. NO.	DESCRIPTION	QTY	DIMENSIONS/NOTES
1	59127076	Upper Access Door	1	
2	59325712	Fuse	5	10 Amp
3	59126946	Ignition Switch	1	
-	58917261	- Ignition Key	1	
-	13284690	- Ignition Key Tag	1	
4	59126961	Ignition Switch Nut	1	
5	59818393	Power Relay	1	
6	59231092	Power Harness	1	
7	95938437	Locknut, Zinc Plated	6	#10 x 32
8	59480996	Lockscrew	6	#10 x 32 x 0.75
9	13385067	Decal: Fuse Panel	1	

DECK INSTALLATION

Dwg D59218909/02



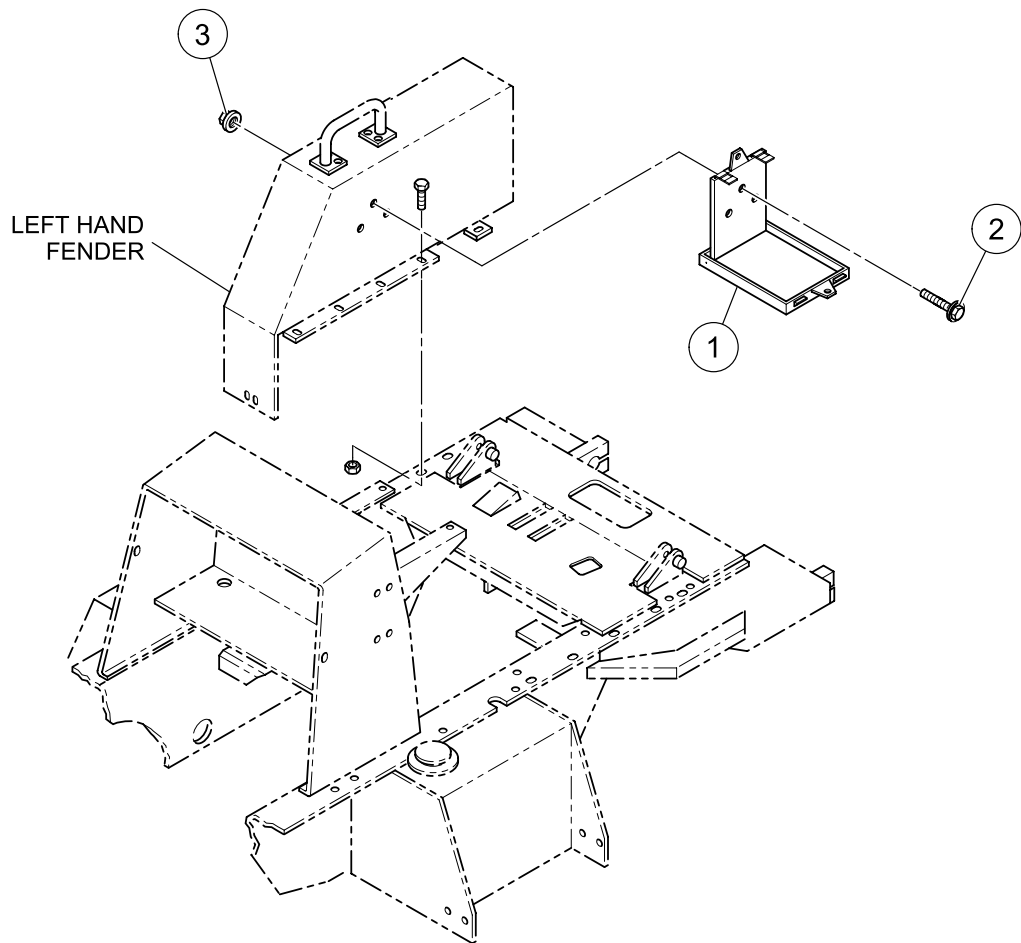
DECK INSTALLATION

BOM 59218909

ITEM	COMM. NO.	DESCRIPTION	QTY	DIMENSIONS/NOTES
1	59965962	Lockscrew	8	1/4 x 20 x 0.75
2	59807941	Locknut	4	3/8 x 16
3	59202663	Center Deck Plate	1	
4	59209890	Transmission Cover Plate, RH	1	
5	59922153	Lockscrew	4	3/8 x 16 x 1.25
6	59209882	Rear Deck Plate	1	
7	59219220	Dipstick Cover Plate	1	
8	59220012	Brake Deck Plate	1	
9	95992095	Thumb Screw	1	
10	95920443	HHCS, Zinc Plated	1	5/16 x 18 x 1.0 Grd 8
11	95922225	Flatwasher, Zinc Plated	2	5/16 x 0.083
12	95922829	Nut, Zinc Plated	1	5/16 x 18
13	59680983	Lockscrew	8	3/8 x 16 x 1.0

MANUAL POUCH INSTALLATION

Dwg D59206250/01



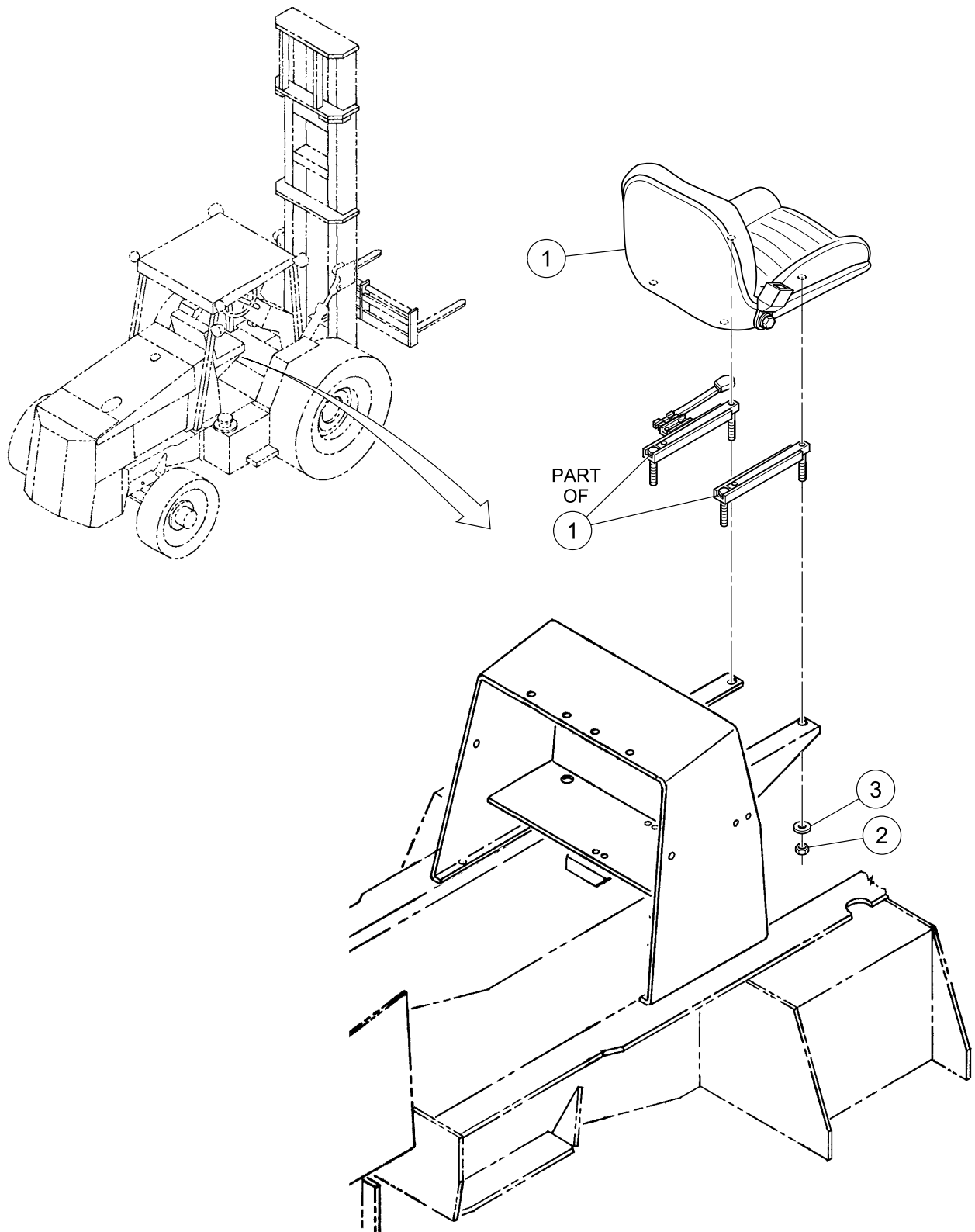
MANUAL POUCH INSTALLATION

BOM 59206250

ITEM	COMM. NO.	DESCRIPTION	QTY	DIMENSIONS/NOTES
1	59185074	Manual Pouch	1	
2	59965962	Lockscrew	3	1/4 x 20 x 0.75
3	59941682	Locknut	3	1/4 x 20

SEAT INSTALLATION

Dwg D59218925/00



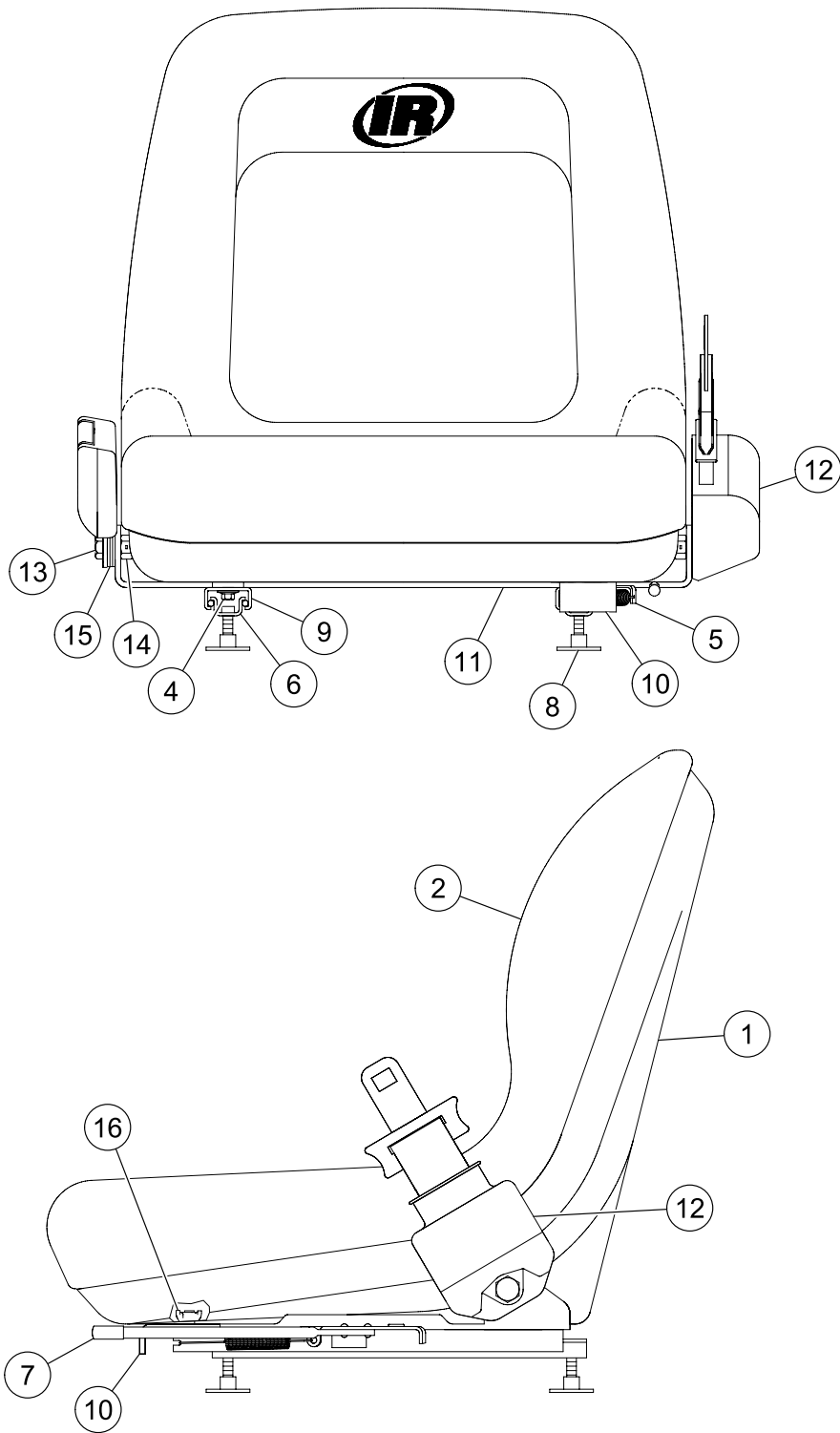
SEAT INSTALLATION

BOM 59218925, 59218933

ITEM	COMM. NO.	DESCRIPTION	QTY	DIMENSIONS/NOTES
1	13198239	Solid Seat	1	See Breakdown D - 14.
-	59156901	Suspension Seat	1	See Breakdown D - 16.
2	59464610	Hex Nut	4	
-	95929782	Hex Nut (Semi-Suspension)	4	5/16-18
3	96712674	Washer, Zinc Plated	4	M8 Hardened CI 10
-	96741038	Flatwasher (Semi-Suspension)	4	M8 x 1.25 CI 200

SOLID SEAT (13198239) - INTERNAL BREAKDOWN

Dwg 13493028/00

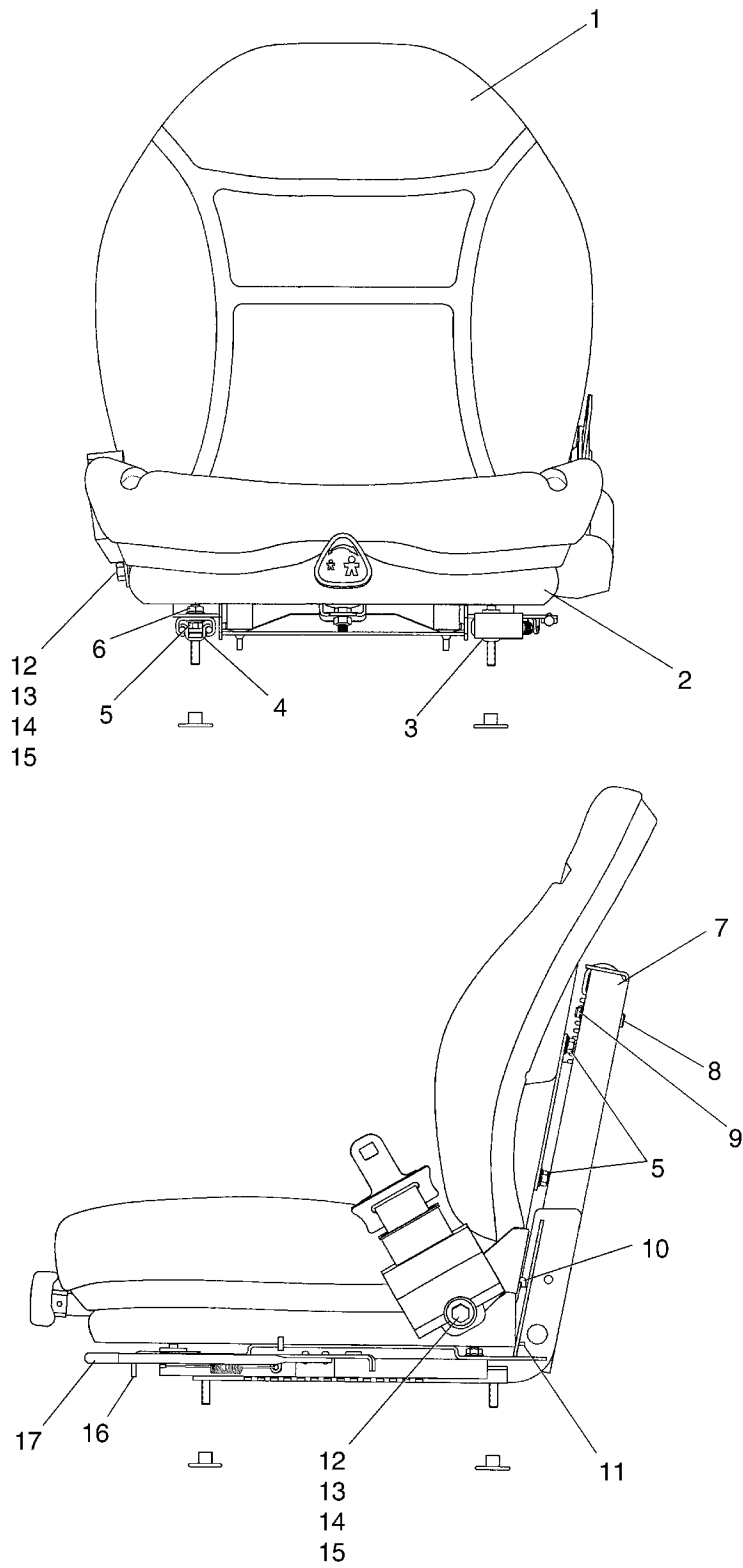


SOLID SEAT (13198239) - INTERNAL BREAKDOWN

BOM 13198239

ITEM	COMM. NO.	DESCRIPTION	QTY	DIMENSIONS/NOTES
1	13492772	Shell	1	
2	59246892	Cushion W/Shell	1	
-	13492780	Adhesive	A/R	
4	59195685	HHCS	4	
5	59154351	Adjuster	1	
6	13490701	Adjuster Slave	1	
7	59154377	Vinyl Tip, Gray	1	
8	13228861	Stud Protector	4	
9	59154385	Washer	1	
10	13490727	Fore Bracket	1	
11	59155051	Seat Belt Bracket	1	
12	13492798	Seat Belt Retractor	1	
13	59154427	Capscrew	3	
14	59154435	Hex Locknut	2	
15	59154443	Washer	3	
16	13492806	Nut	4	

SUSPENSION SEAT (59156901) - INTERNAL BREAKDOWN



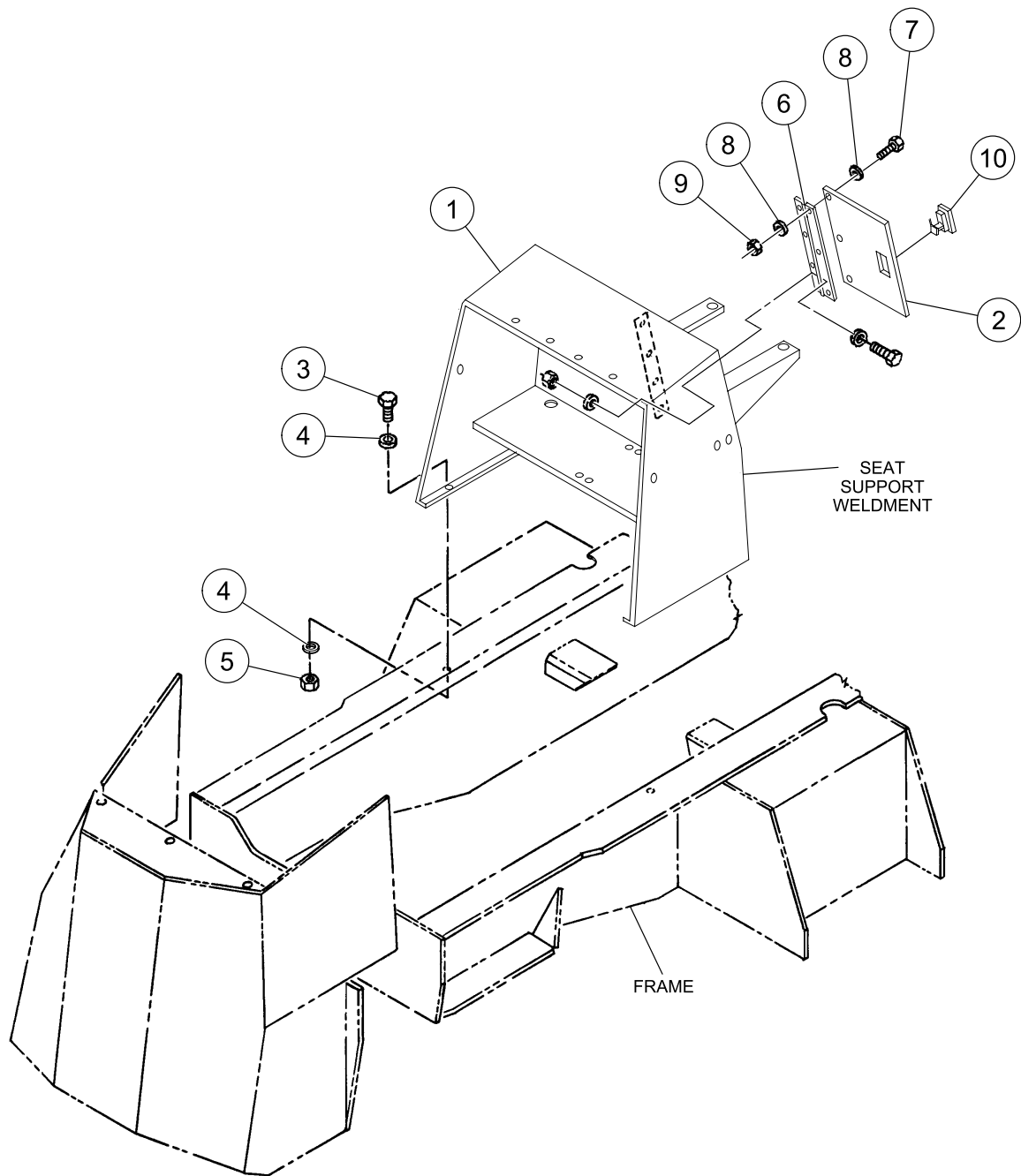
SUSPENSION SEAT (59156901) - INTERNAL BREAKDOWN

BOM 59156901

ITEM	COMM. NO.	DESCRIPTION	QTY	DIMENSIONS/NOTES
1	59154823	Pan Assembly w/Cushion	1	
2	59154484	Boot	1	
3	59154351	Adjuster Latch w/Handle	1	
4	59195719	Seat Kit	1	
5	59154476	HHCS	1	
6	59154542	Flange Lock Nut	3	
7	59154450	Suspension Assy. w/Damper	1	
8	59154518	Clevis Pin	2	
9	59154526	Push Nut	2	
10	59154492	Upper Wire Form	1	
11	59154500	Lower Wire Form	2	
12	59154427	HHCS	2	
13	59154435	Hex Head Lock Nut	2	
14	59154443	Washer	4	
15	59154419	Seat Belt w/Retractor and Buckle	1	
16	59195719	Seat Kit	1	
17	59154377	Vinyl Tip	1	

SEAT SUPPORT INSTALLATION

Dwg D59218917/01



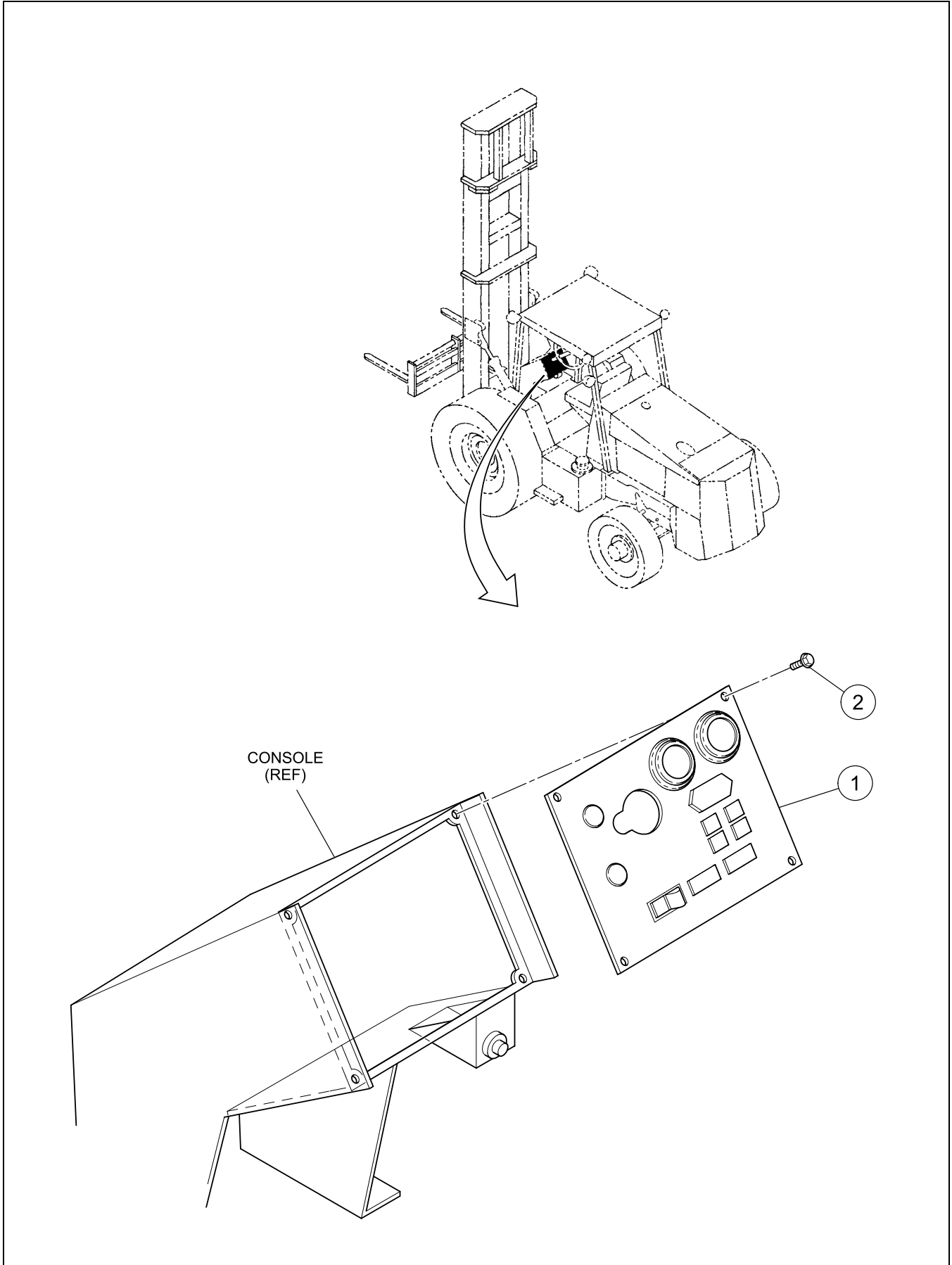
SEAT SUPPORT INSTALLATION

BOM 59218917

ITEM	COMM. NO.	DESCRIPTION	QTY	DIMENSIONS/NOTES
1	59215103	Seat Support	1	
2	59139204	Access Door	1	
3	95919585	HHCS, Zinc Plated	4	1/2 x 13 x 1.75 Grd 8
4	59539569	Washer	8	Hardened
5	95923348	Locknut, Zinc Plated	4	1/2 x 13
6	59139220	Hinge	1	
7	95919767	HHCS, Zinc Plated	7	1/4 x 20 x 0.75 Gr 8
8	95922324	Flatwasher, Zinc Plated	14	1/4
9	95923298	Locknut, Zinc Plated	7	1/4 x 20
10	59811364	Latch	1	

GAUGE PANEL INSTALLATION

Dwg D59223099/00



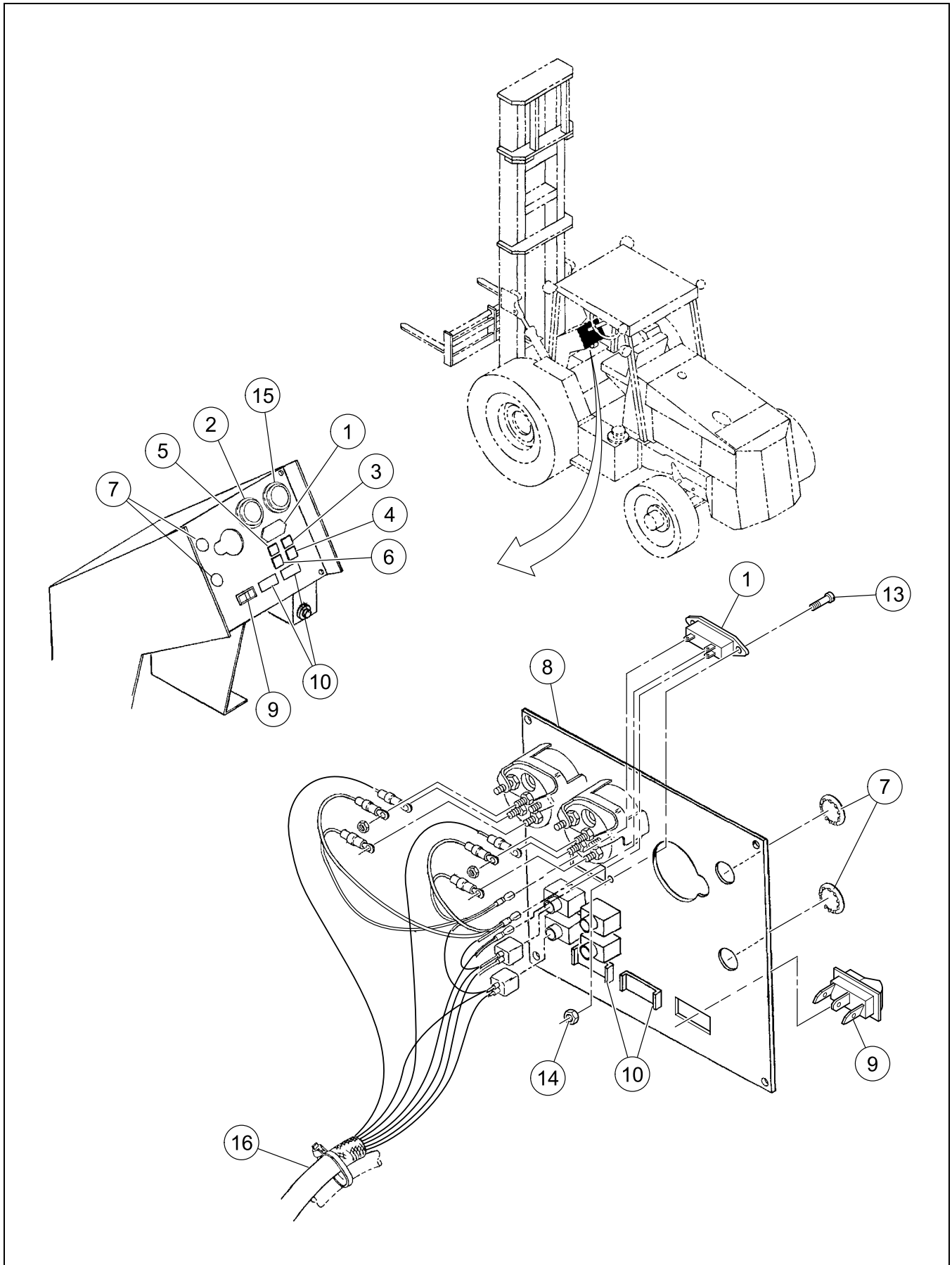
GAUGE PANEL INSTALLATION

BOM 59223099, 59223107

ITEM	COMM. NO.	DESCRIPTION	QTY	DIMENSIONS/NOTES
1	NSVA	Instrument Panel Assembly - Standard	1	See Page D - 22.
-	NSVA	Instrument Panel Assembly - Optional	1	See Page D - 24.
2	59998146	Lockscrew	4	1/4 x 20 x 0.5

INSTRUMENT PANEL ASSEMBLY - STANDARD

Dwg D59231100/00



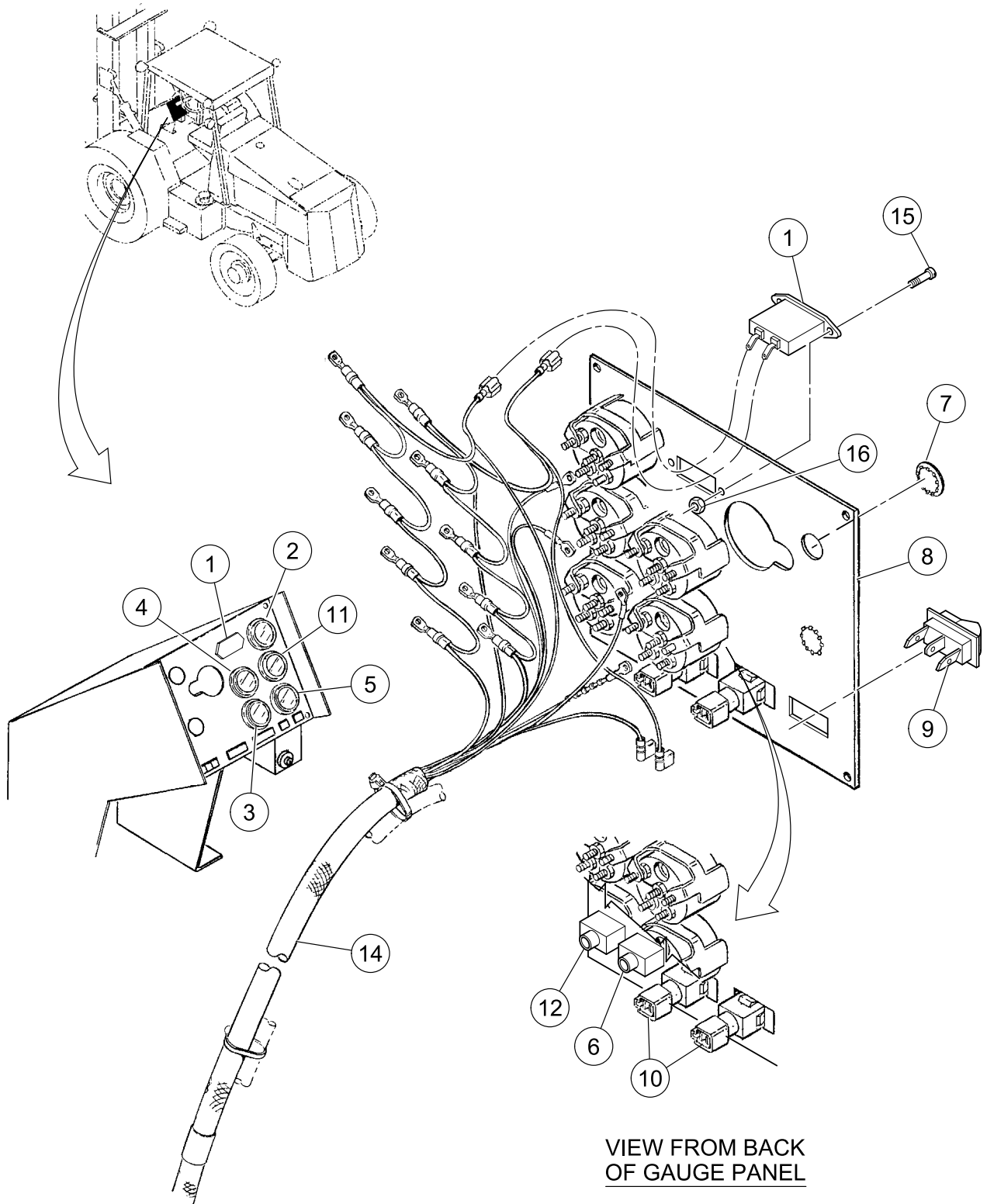
INSTRUMENT PANEL ASSEMBLY - STANDARD

BOM 59231100

ITEM	COMM. NO.	DESCRIPTION	QTY	DIMENSIONS/NOTES
1	59165001	Hourmeter	1	
2	59046920	Fuel Level Gauge	1	
3	58788837	Engine Temperature Indicator Light	1	
4	58788829	Oil Pressure Indicator Light	1	
5	58788811	Alternator Indicator Light	1	
6	59492512	Brake Light	1	
7	59876201	Plug	2	
8	59223115	Gauge Panel	1	
9	59202721	Differential Lock Switch	1	
10	58835398	Ether Plug	2	
13	59137406	BHCS	2	M3 x 0.5 x 12
14	59137448	Locknut	2	M3 x 0.5
15	59113761	Transmission Temperature Gauge	1	
16	59231126	Gauge Wiring Harness	1	

INSTRUMENT PANEL ASSEMBLY - OPTIONAL

Dwg D59231118/01



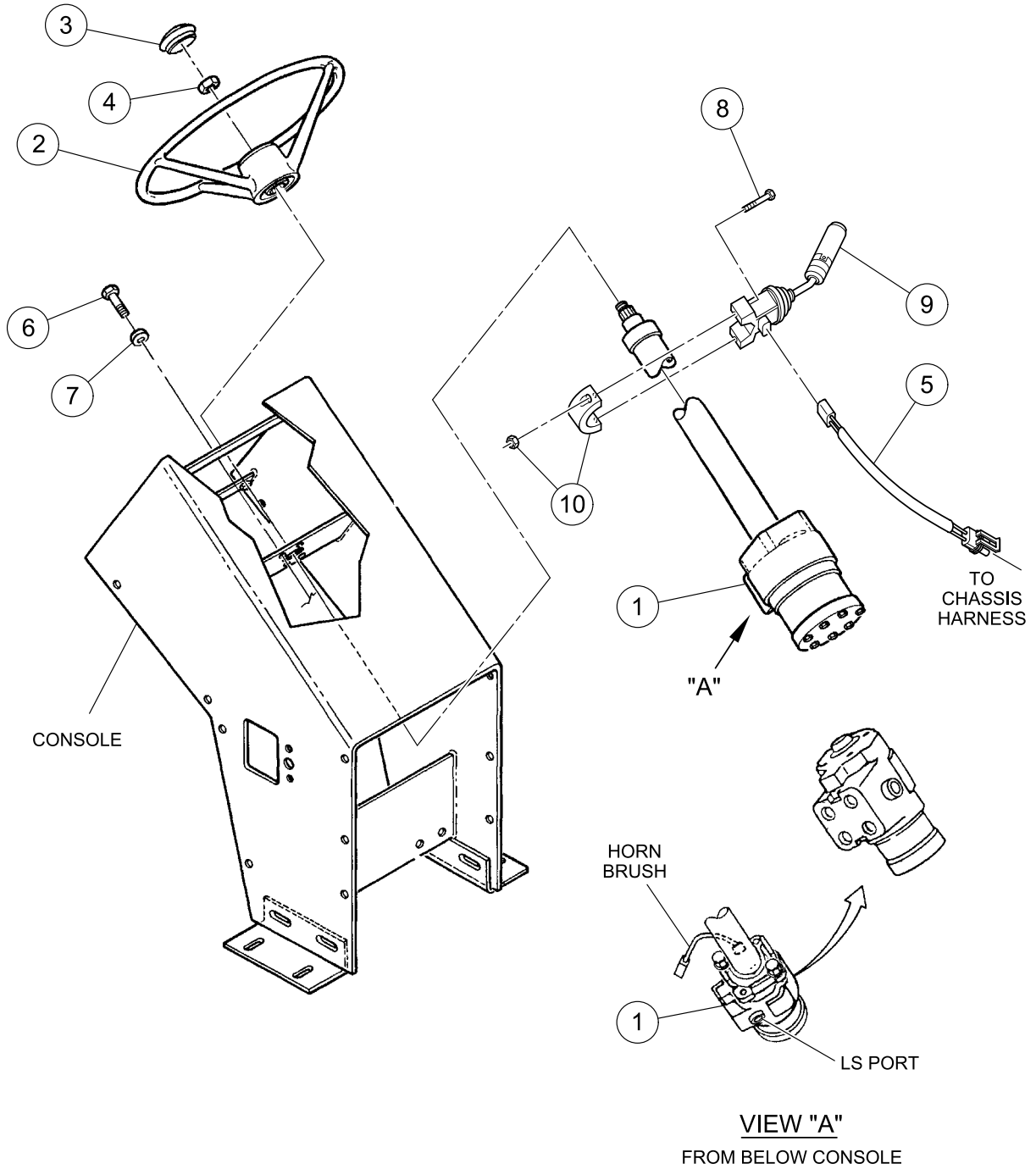
INSTRUMENT PANEL ASSEMBLY - OPTIONAL

BOM 59231118

ITEM	COMM. NO.	DESCRIPTION	QTY	DIMENSIONS/NOTES
1	59165001	Hourmeter	1	
2	59046920	Fuel Level Gauge	1	
3	59132324	Water Temperature Gauge	1	
4	59046904	Oil Pressure Gauge	1	
5	59044297	Voltmeter Gauge	1	
6	59492512	Brake Light	1	
7	59876201	Plug	2	
8	59223123	Gauge Panel	1	
9	59202721	Differential Lock Switch	1	
10	58835398	Ether Plug	2	
11	59113761	Transmission Temperature Gauge	1	
12	58788894	Indicator Light	1	
14	59231134	Gauge Wiring Harness	1	
15	59137406	HHCS	2	M3 x 0.5 x 12
16	59137448	Locknut	2	M3 x 0.5

STEERING WHEEL INSTALLATION

Dwg D59205682/03



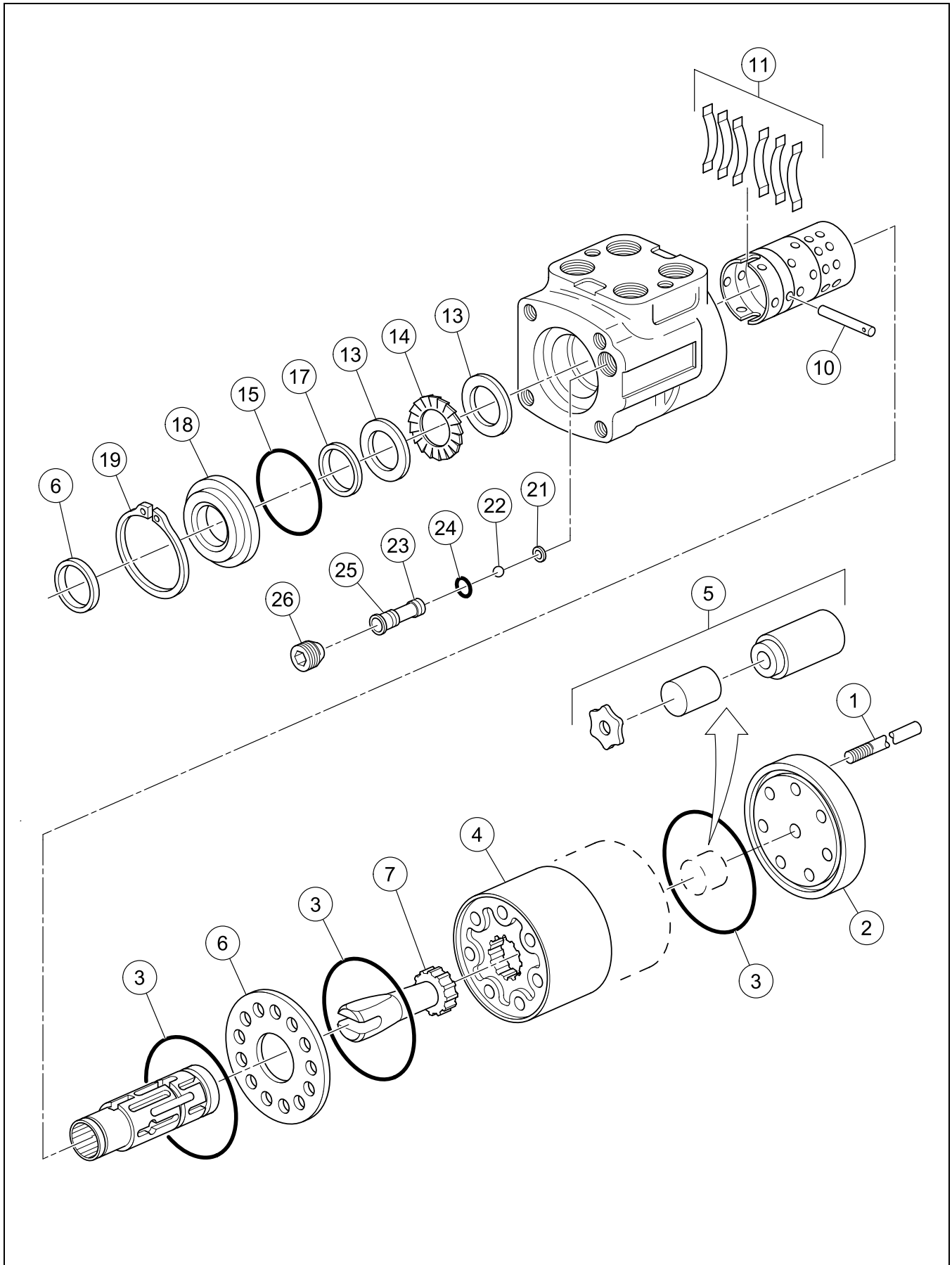
STEERING WHEEL INSTALLATION

BOM 59205682

ITEM	COMM. NO.	DESCRIPTION	QTY	DIMENSIONS/NOTES
1	59223065	Steering Column/Orbital	1	
-	59223073	- Steering Orbital	1	See Breakdown D - 28.
-	59170555	- Steering Column	1	
2	58858564	Steering Wheel	1	
-	59128900	- Cap Cover	1	
3	59159558	Horn Button	1	
4	59461368	Hex Nut	1	
5	59207266	F-N-R Control Wire Harness	1	
6	95919254	HHCS, Zinc Plated	2	3/8 x 16 x 1.50 Grd 8
7	95922373	Flatwasher, Zinc Plated	2	3/8
8	96740980	HSHCS, Zinc Plated	2	M5 x 0.8 x 30 CI 8.8
9	59113696	Transmission Shifter	1	
10	59291245	Transmission Shifter Clamp	1	

STEERING ORBITAL (59223073) - INTERNAL BREAKDOWN

Dwg 13493036/00



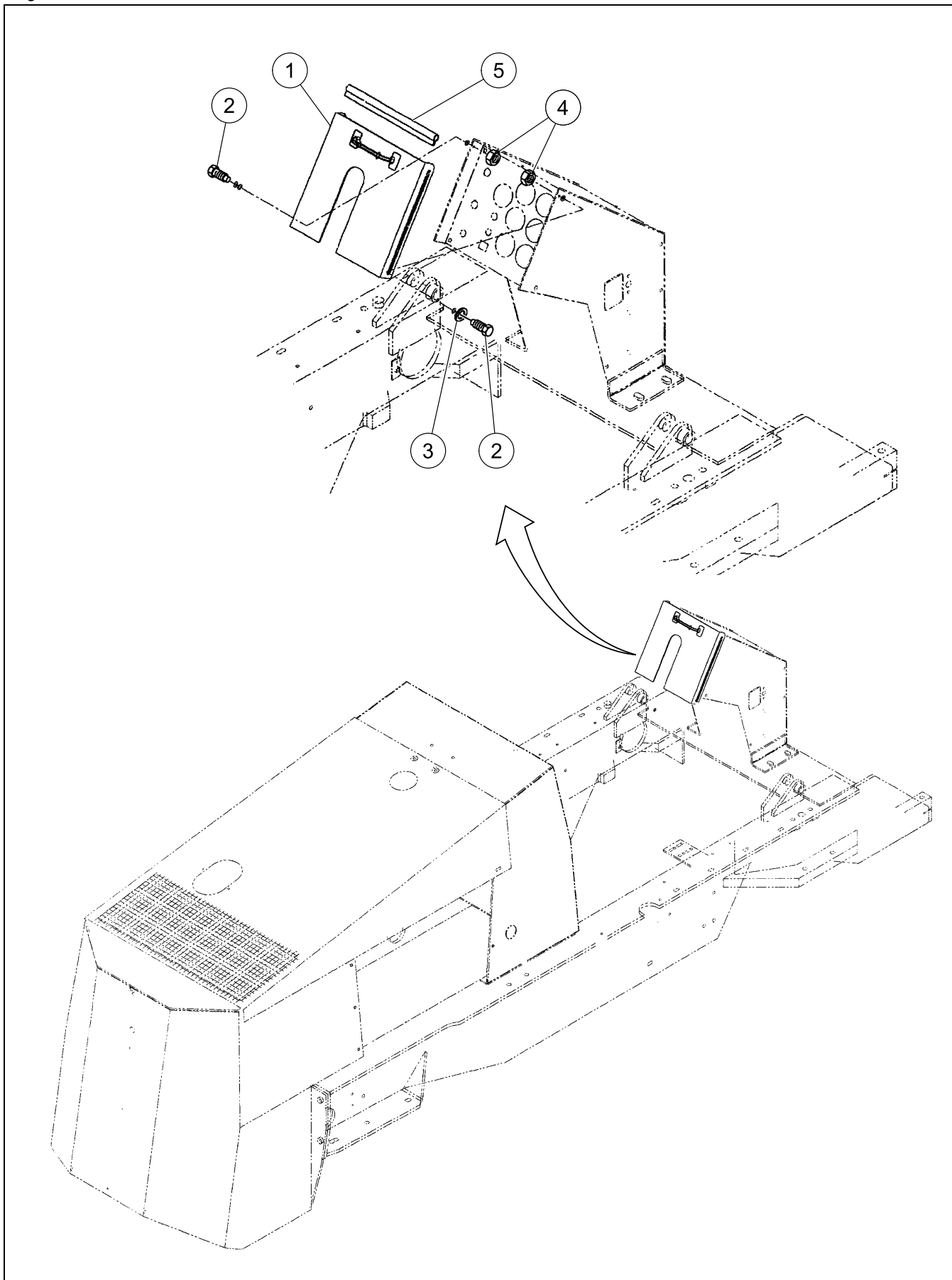
STEERING ORBITAL (59223073) - INTERNAL BREAKDOWN

BOM 59223073

ITEM	COMM. NO.	DESCRIPTION	QTY	DIMENSIONS/NOTES
1	NSS	Not Sold Separately	7	
2	NSS	Not Sold Separately	1	
3	NSS	Not Sold Separately	3	
4	54577812	Gerotor	1	
5	59379552	Spacer	1	
6	NSS	Not Sold Separately	1	
7	59379412	Drive	1	
10	50806496	Pin	1	
11	59393389	Centering Spring Kit	1	
13	NSS	Not Sold Separately	1	
14	NSS	Not Sold Separately	1	
15	NSS	Not Sold Separately	1	
17	NSS	Not Sold Separately	1	
18	59375295	Seal Gland Bushing	1	
19	59596544	Retaining Ring	1	
21	59596619	Retainer Ball	1	
22	59596619	Retainer Ball	1	
23	59596593	Seat Ball	1	
24	NSS	Not Sold Separately	1	
25	NSS	Not Sold Separately	1	
26	59375790	Set Screw	1	
96	59088344	Set Screw (Not Shown)	1	
97	13066055	Seal Kit (Not Shown)	1	
98	54577804	Parts Kit (Not Shown)	1	

VANDAL COVER INSTALLATION - OPTIONAL

Dwg D59283648/00



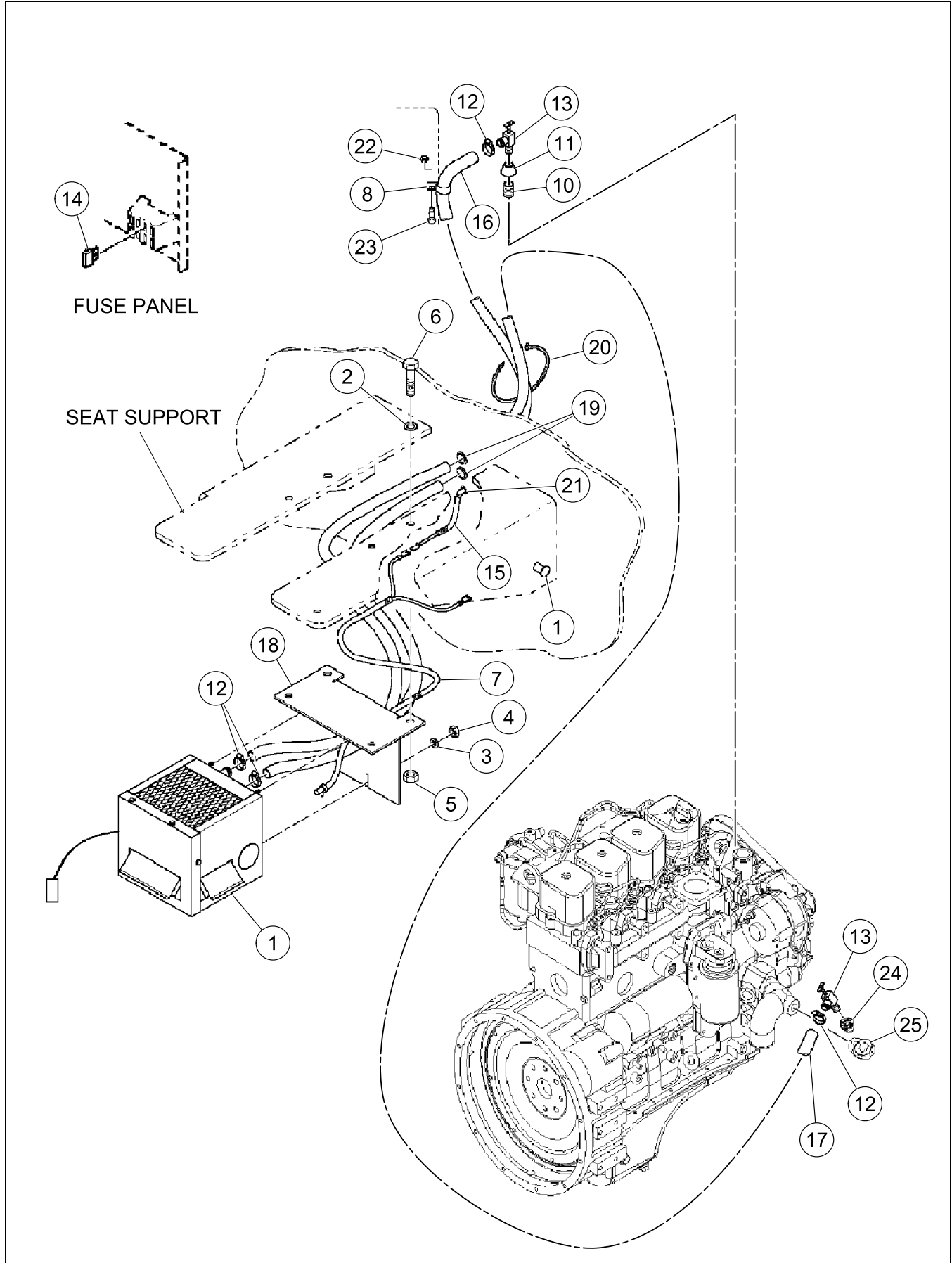
VANDAL COVER INSTALLATION - OPTIONAL

BOM 59283648

ITEM	COMM. NO.	DESCRIPTION	QTY	DIMENSIONS/NOTES
1	58883141	Console Vandal Cover	1	
2	95364030	Screw	2	3/8 x 18 x 3
3	95922233	Flatwasher, Zinc Plated	6	3/8
4	95923314	Locknut	2	5/16 x 18 UNJC
5	58883596	Seal Trim	1	

HEATER/DEFROSTER INSTALLATION

Dwg D13407838/00



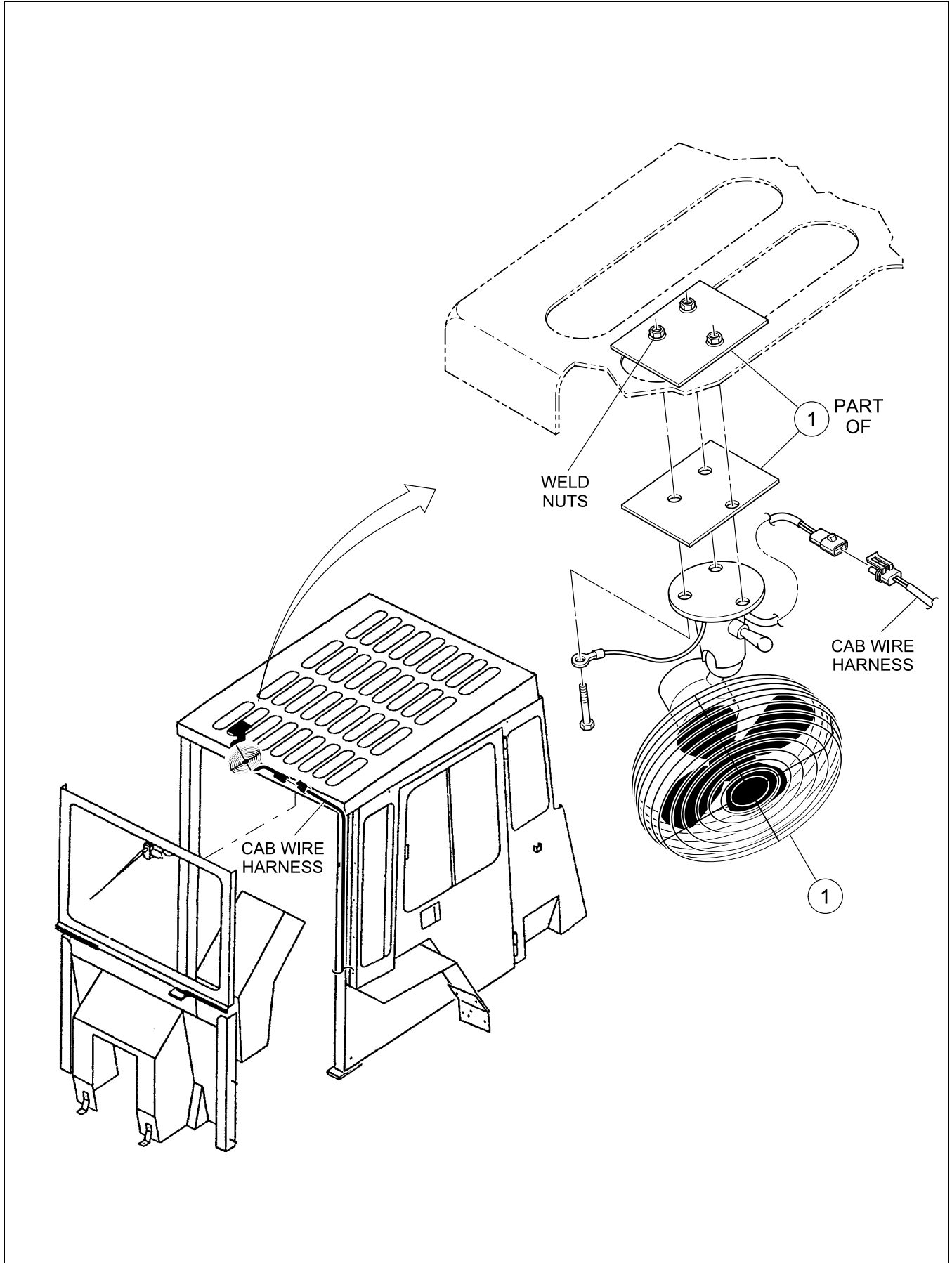
HEATER/DEFROSTER INSTALLATION

BOM 13407846

ITEM	COMM. NO.	DESCRIPTION	QTY	DIMENSIONS/NOTES
1	59119776	Heater	1	
-	59125609	- Heater	1	
-	59854943	- Connector	1	
-	59854828	- Terminal	2	
-	59854877	- Seal	2	
2	96741046	Flatwasher, Zinc Plated	8	M10 CI 200
3	59887182	Washer	3	Hardened
4	95923314	Locknut	3	5/16 x 18 UNJC
5	95923322	Locknut, Zinc Plated	4	3/8 x 16
6	95919254	HHCS, Zinc Plated	4	3/8 x 16 x 1.50 Grd 8
7	59125658	Heater Wire Harness	1	
8	95301883	Clamp	1	
10	95097390	Nipple	1	
11	95010617	Reduce Coupling	1	
12	95090106	Worm Clamp	4	
13	59392795	Valve	2	
14	59325712	Fuse	1	10 Amp
15	59093930	Wire Harness	1	
16	13163449	Heater Hose	1	1981mm
17	13163456	Heater Hose	1	1448mm
18	59219212	Bracket	1	
19	59704411	Grommet	2	
20	95373973	Cable Tie	A/R	
21	59427096	Grommet	1	
22	59807941	Locknut	1	3/8 x 16
23	59680983	Lockscrew	1	3/8 x 16 x 1.0
24	95037446	Bushing	1	
25	95030771	Elbow, 90°	1	

DEFROSTER INSTALLATION

Dwg D58872250/00



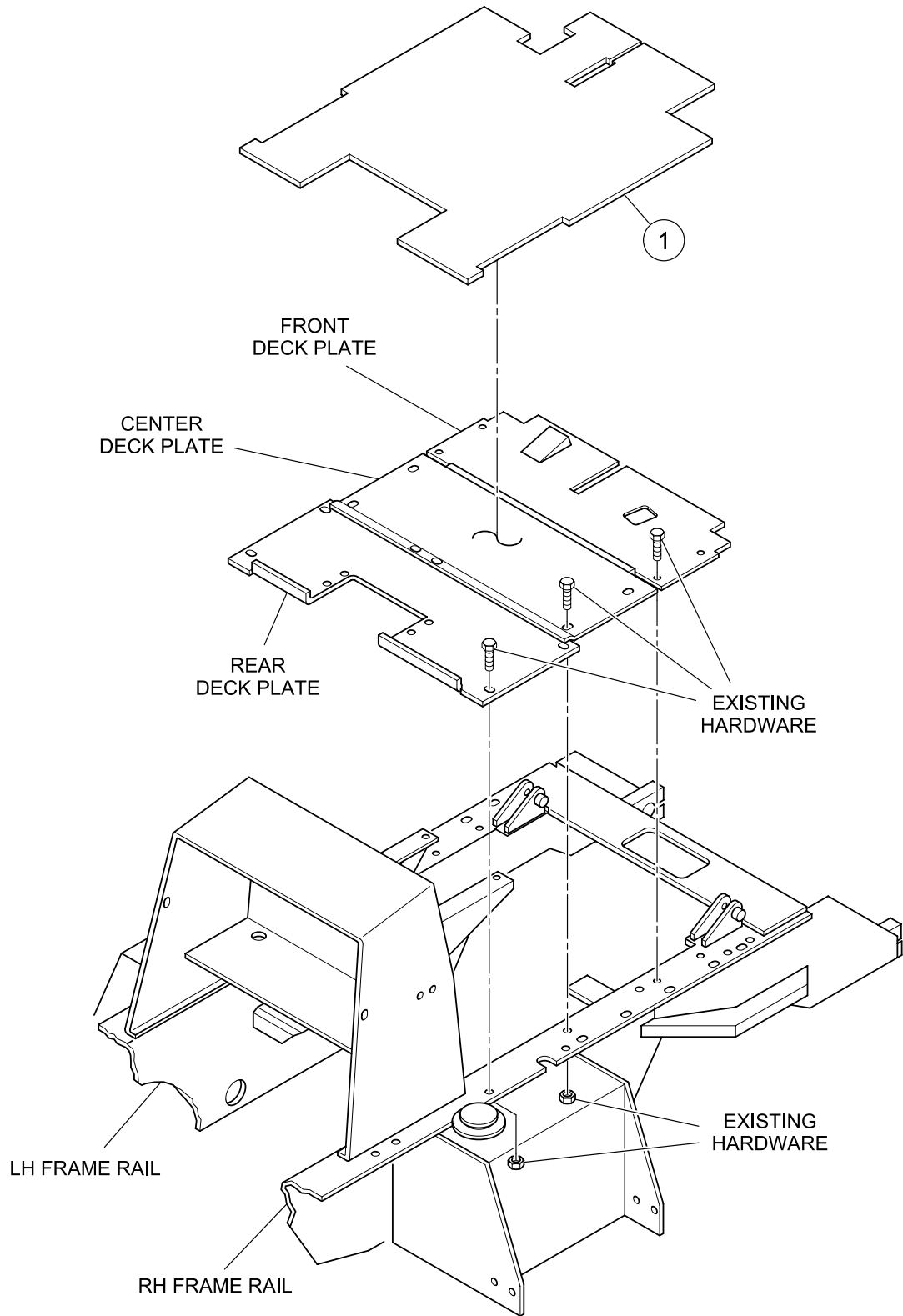
DEFROSTER INSTALLATION

BOM 58872250

ITEM	COMM. NO.	DESCRIPTION	QTY	DIMENSIONS/NOTES
1	59109652	Defroster Kit	1	
-	13401534	- Fan Assembly	1	
-	59109595	- Dashboard Fan	1	
-	95563045	- HHCS	3	#10 x 1.25 x 32
-	59109629	- Backing Plate	1	
-	59109637	- Backing Plate	1	

FLOOR MAT INSTALLATION

Dwg D59248401/00



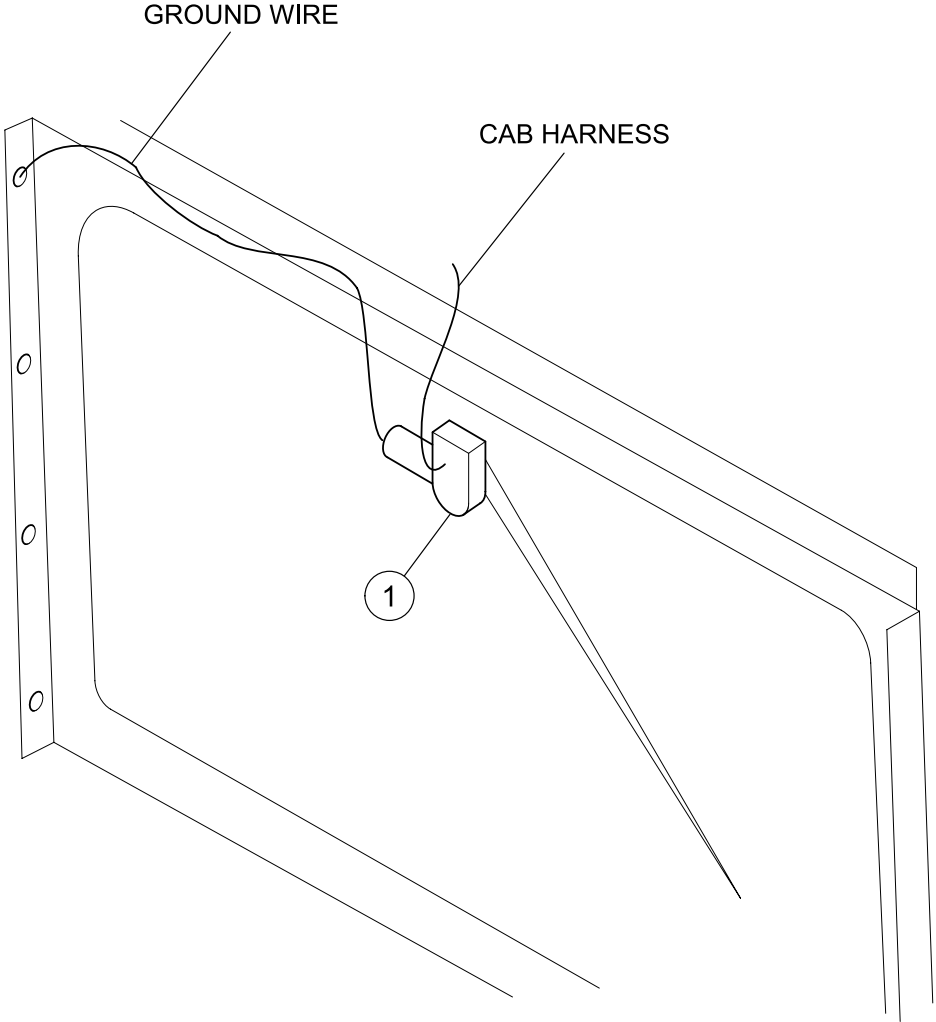
FLOOR MAT INSTALLATION

BOM 59248401

ITEM	COMM. NO.	DESCRIPTION	QTY	DIMENSIONS/NOTES
1	59222927	Floor Mat Kit	1	

WIPER INSTALLATION

Dwg D58872268/00



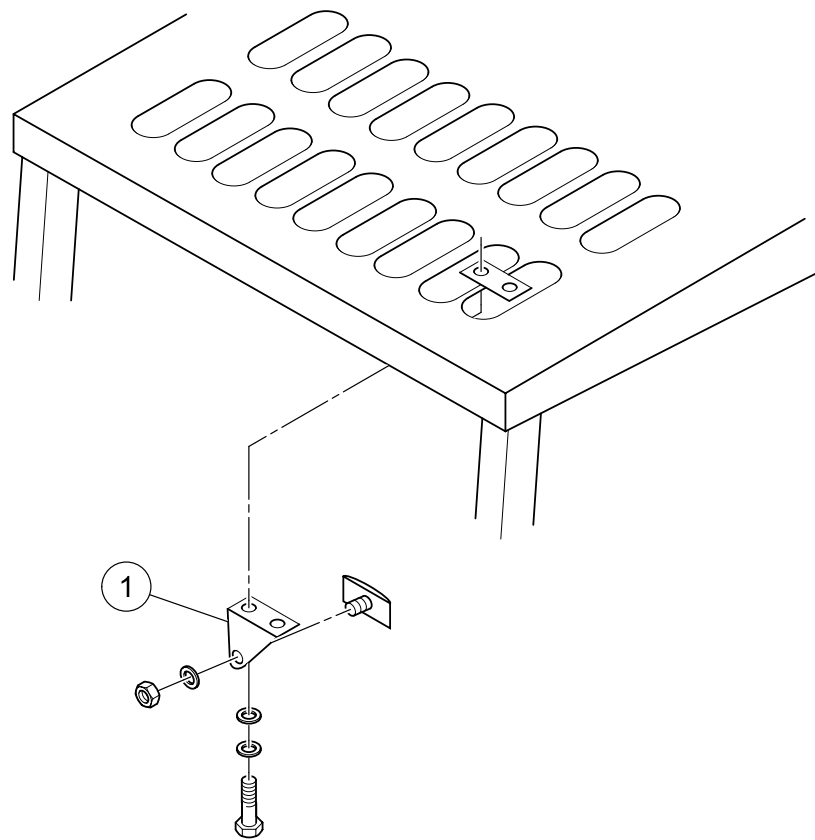
WIPER INSTALLATION

BOM 58872268

ITEM	COMM. NO.	DESCRIPTION	QTY	DIMENSIONS/NOTES
1	58883257	Wiper Kit	1	

MIRROR INSTALLATION

Dwg D58884040/01



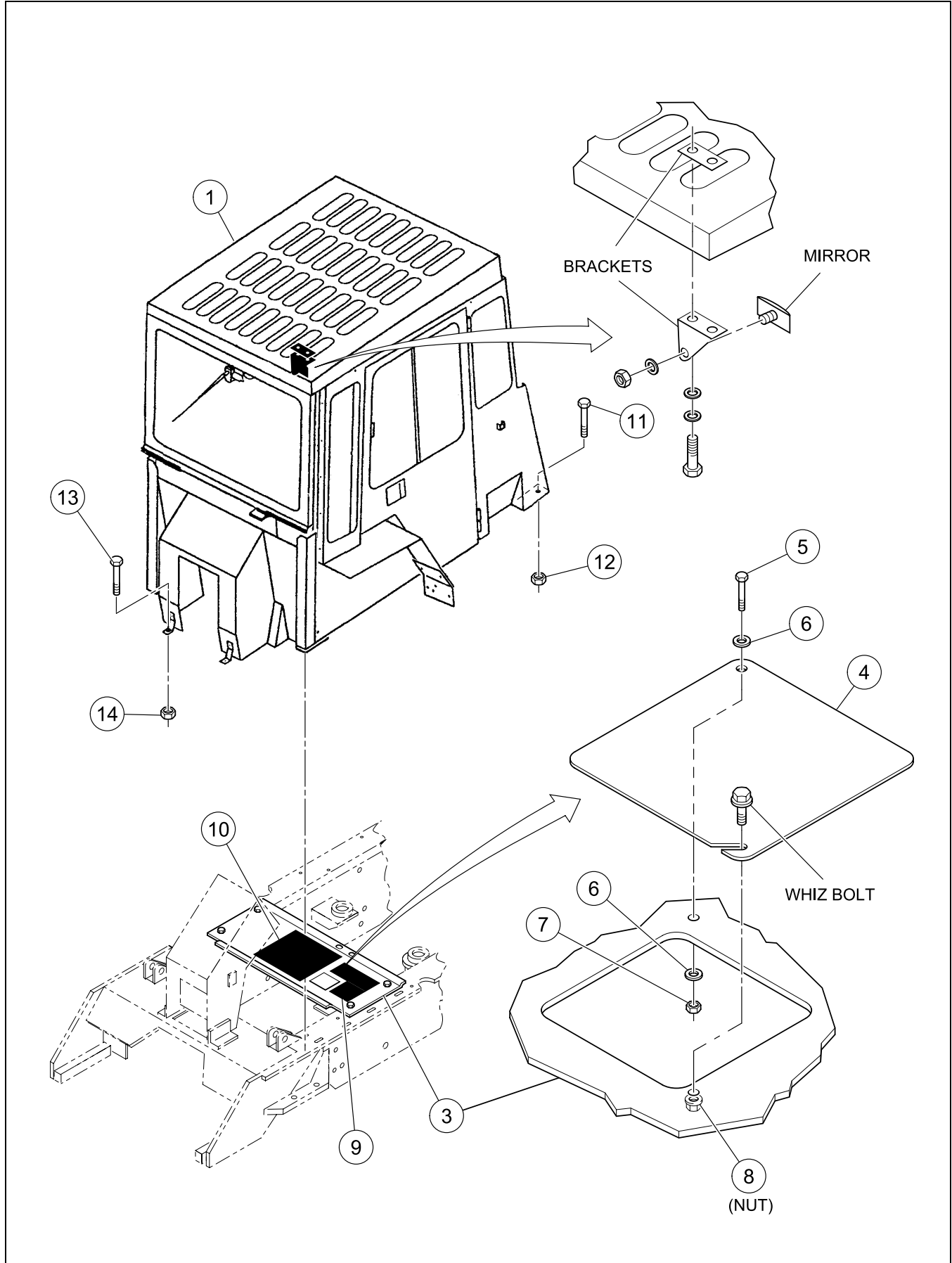
MIRROR INSTALLATION

BOM 58884040

ITEM	COMM. NO.	DESCRIPTION	QTY	DIMENSIONS/NOTES
1	58884057	Mirror Kit	1	

ENCLOSED CAB INSTALLATION - SHEET 1 OF 3

Dwg D59248385/02/01



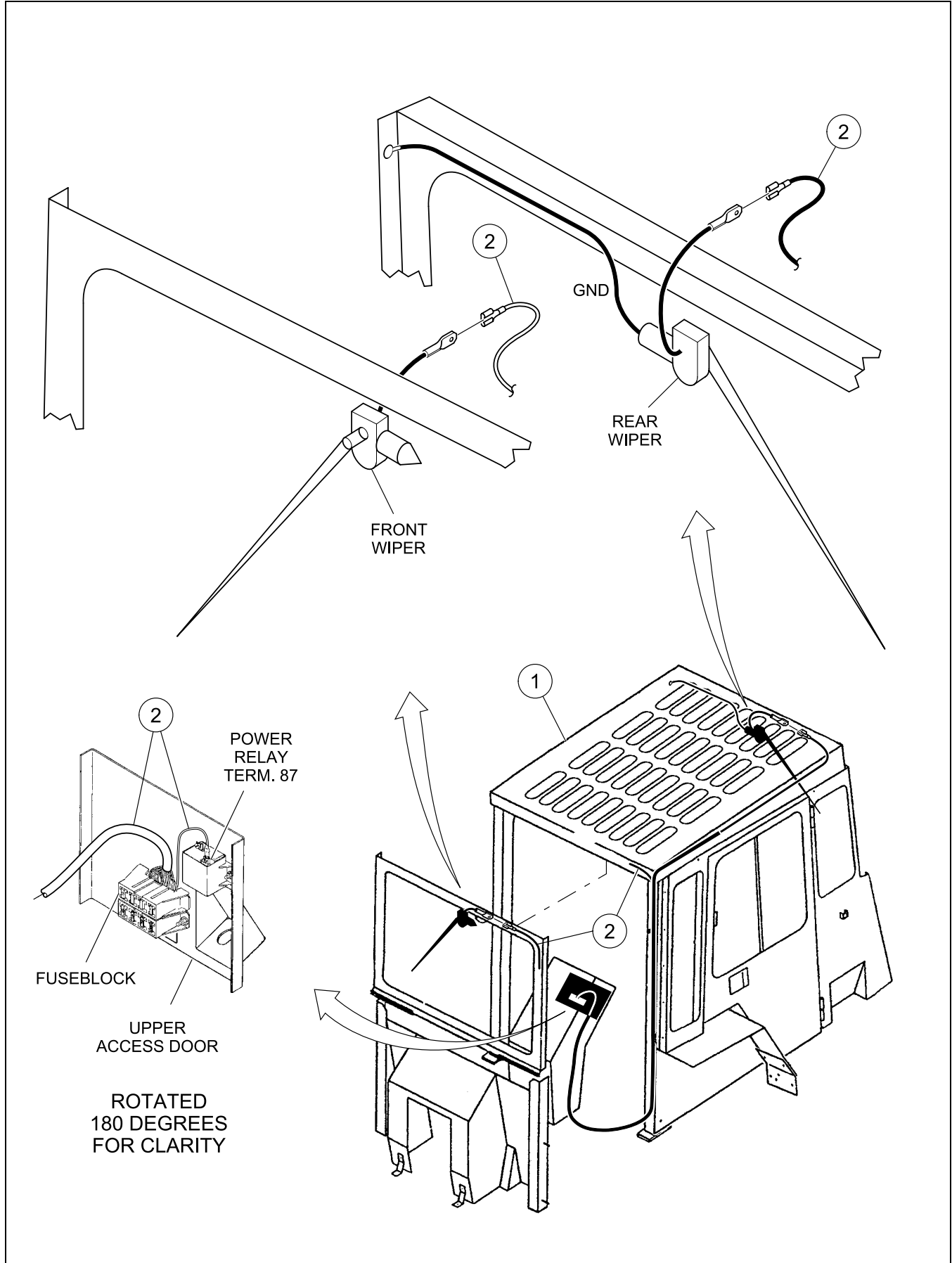
ENCLOSED CAB INSTALLATION - SHEET 1 OF 3

BOM 59248385

ITEM	COMM. NO.	DESCRIPTION	QTY	DIMENSIONS/NOTES
1	59223024	Enclosed Cab	1	See Breakdown D - 48.
3	59248492	Center Deck Plate	1	
4	59219220	Dipstick Cover Plate	1	
5	95920443	HHCS, Zinc Plated	1	5/16 x 18 x 1.0 Grd 8
6	95922225	Flatwasher, Zinc Plated	2	5/16 x 0.083
7	95922829	Stop Nut, Zinc Plated	1	5/16 x 18
8	59965962	Lockbolt	1	1/4 x 20 x 0.75
9	13155338	Brake Deck Safety Tread	1	
10	59468389	Safety Tread	1	
11	59680983	Lockscrew	2	3/8 x 16 x 1.0
12	59807941	Locknut	2	3/8 x 16
13	59717702	Screw	2	5/16 x 18 x 1.0
14	59918573	Locknut	2	5/16 x 18

ENCLOSED CAB INSTALLATION - SHEET 2 OF 3

Dwg D59248385/02/02



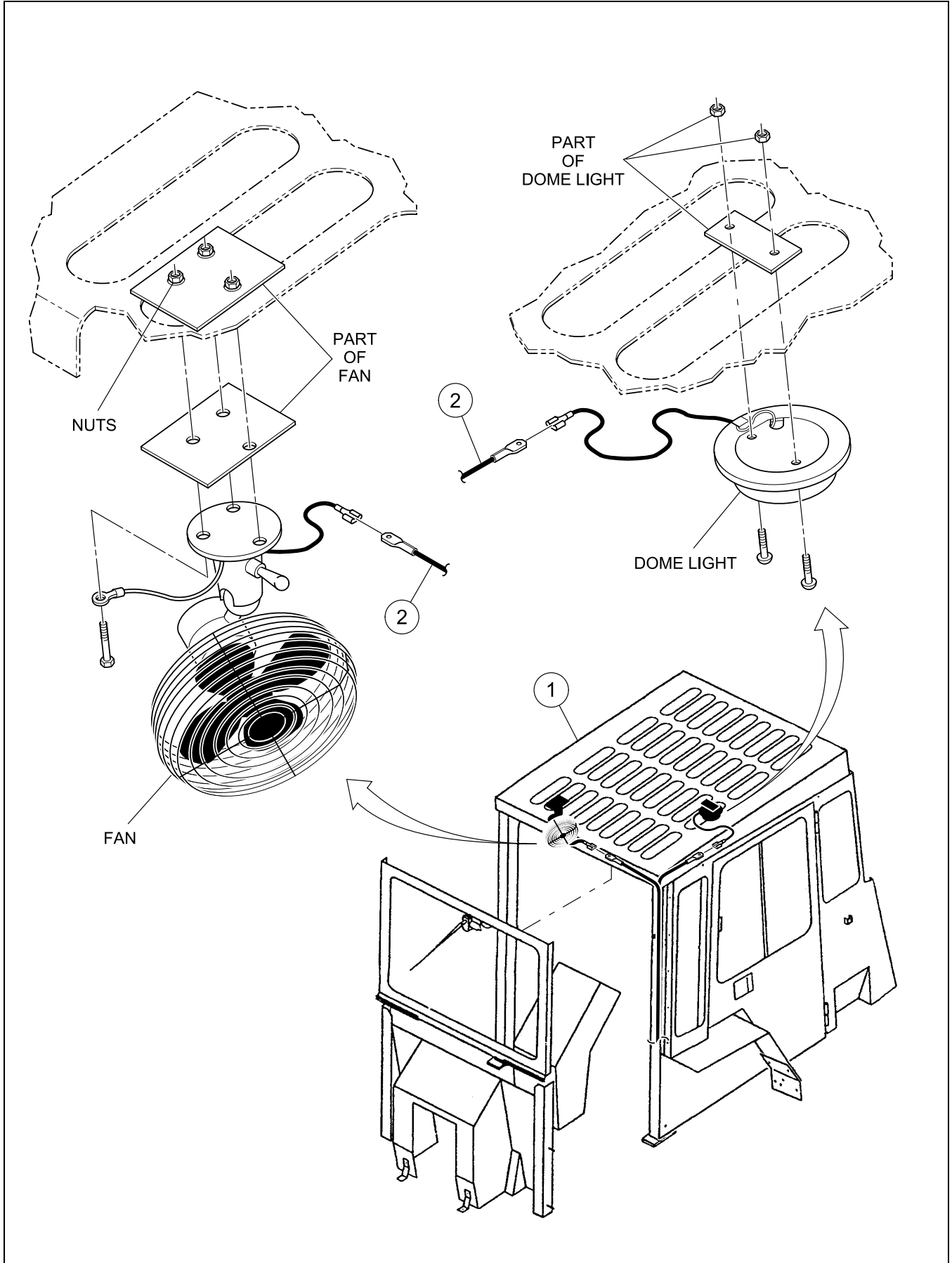
ENCLOSED CAB INSTALLATION - SHEET 2 OF 3

BOM 59248385

ITEM	COMM. NO.	DESCRIPTION	QTY	DIMENSIONS/NOTES
1	59223024	Enclosed Cab	1	See Breakdown D - 48.
2	59221614	Enclosed Cab Wiring Harness	1	

ENCLOSED CAB INSTALLATION - SHEET 3 OF 3

Dwg D59248385/02/03

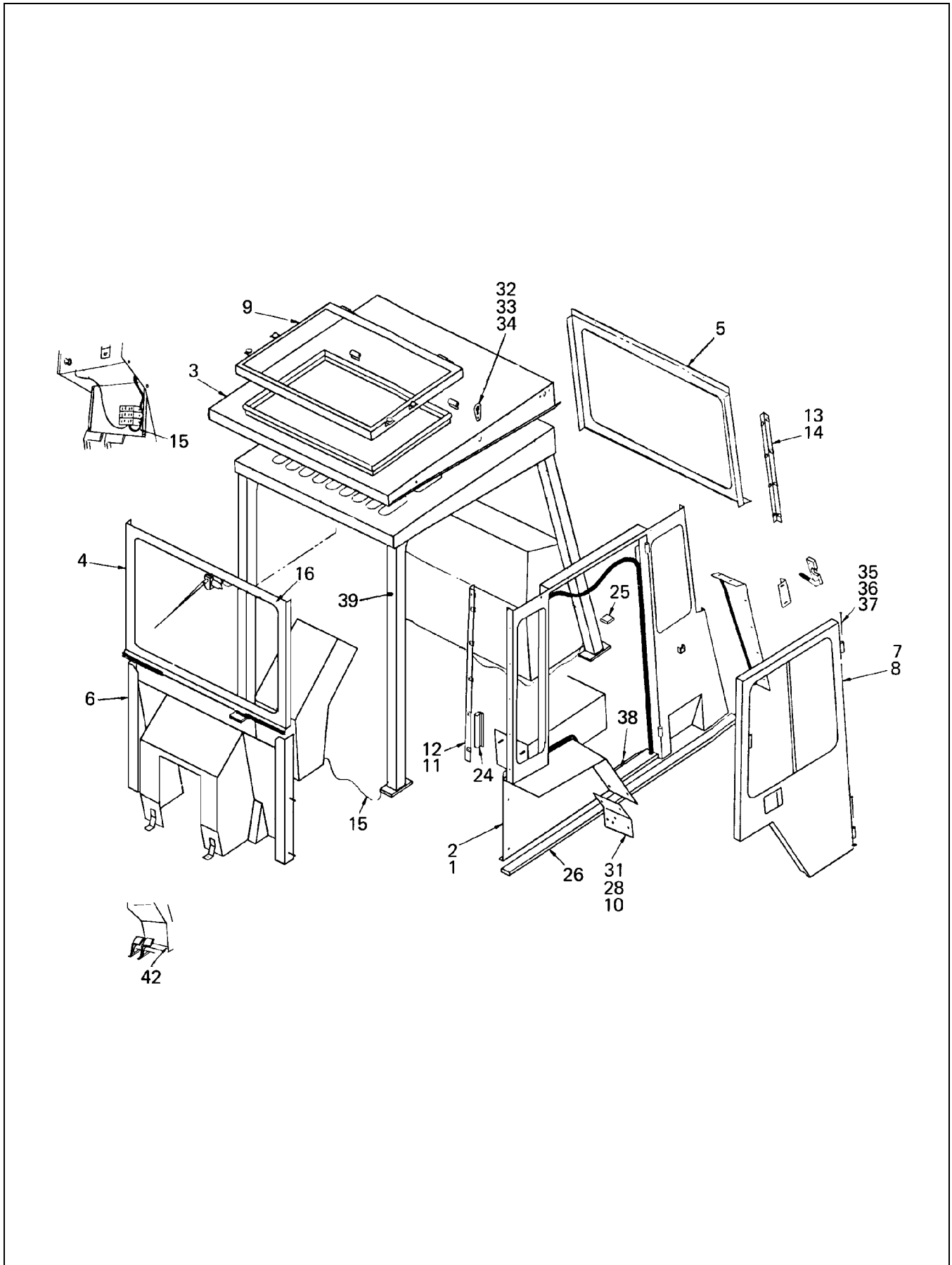


ENCLOSED CAB INSTALLATION - SHEET 3 OF 3

BOM 59248385

ITEM	COMM. NO.	DESCRIPTION	QTY	DIMENSIONS/NOTES
1	59223024	Enclosed Cab	1	See Breakdown D - 48.
2	59221614	Enclosed Cab Wiring Harness	1	

ENCLOSED CAB (59223024) - INTERNAL BREAKDOWN



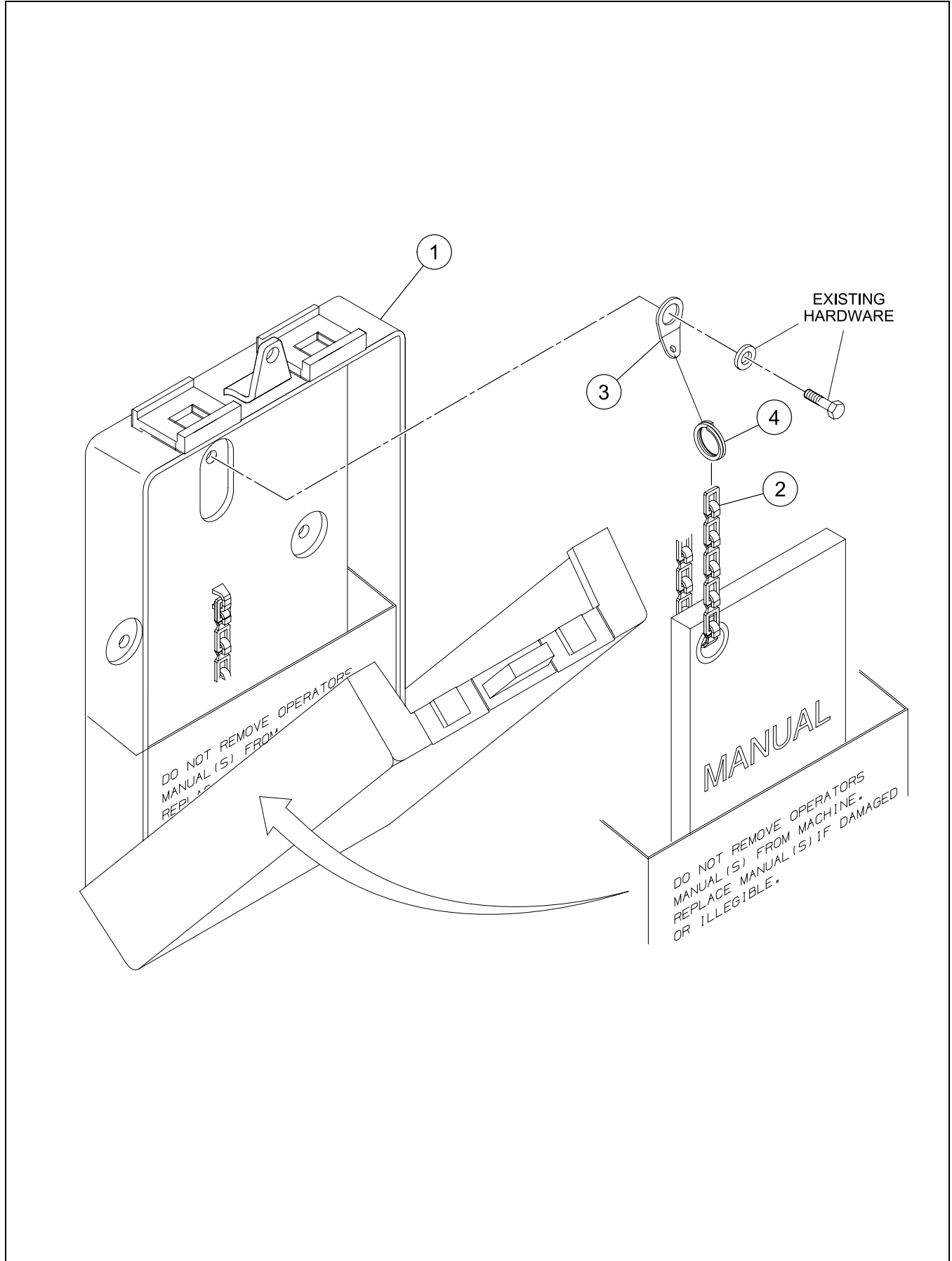
ENCLOSED CAB (59223024) - INTERNAL BREAKDOWN

BOM 59223024

ITEM	COMM. NO.	DESCRIPTION	QTY	DIMENSIONS/NOTES
1	58969239	Panel Assembly, LH	1	
2	58969247	Panel Assembly, RH	1	
3	58969254	Roof Assembly	1	
4	58969262	Windshield Assembly	1	
-	59046607	- Glass	1	
5	58969270	Rear Panel Assembly	1	
6	58969288	Cowl Assembly	1	
7	58969296	Door Assembly, LH	1	
-	59072736	- Door Hold Back	1	
-	59072249	- Weather Strip	1	
-	59072736	- Door Latch	1	
-	59125005	- Slide Window with Latch	1	
-	59125013	- Latch	1	
8	58969304	Door Assembly, RH	1	
-	59072249	- Weather Strip	1	
-	59072330	- Door Hold Back	1	
9	58969312	Skylight Assembly	1	
10	58969320	Fender Assembly Mount	2	
11	58969338	FR Panel Assembly Mtg Angle, LH	1	
12	58969346	FR Panel Assembly Mtg Angle, RH	1	
13	58969353	RR Panel Assembly Mtg Angle, LH	1	
14	58969361	RR Panel Assembly Mtg Angle, RH	1	
15	NSS	Cab Harness Assembly	1	
16	58969387	Wire Assembly, Front	1	
24	58969403	Bulb Seal (90°)	2	
25	58969411	Foam, Rear Filler - Open Cell	2	
26	58969502	Cab Seal Foam - Closed Cell	2	
28	58969437	Hex Nut	8	
31	58969460	Lockwasher 3R Helical - Spring	8	
32	58969478	Roof Hook	2	
33	58969486	Flatwasher	2	
34	58969494	Lockwasher 1/2 Helical - Spring	2	
35	58969510	Hex Head Bolt	4	
36	58969528	Nylon Insert Locknut	2	
37	58969536	Flatwasher	4	
38	58969544	Pan Head Screw	4	
39	58969551	Clip, Wire Tie	12	
42	58969585	Console Filler Foam	1	

SAFTEY LABEL MANUAL INSTALLATION

Dwg D13345780/00



SAFTEY LABEL MANUAL INSTALLATION

BOM 13345780

ITEM	COMM. NO.	DESCRIPTION	QTY	DIMENSIONS/NOTES
1	13345715	Safety Label Manual	1	
2	58874389	Plumb Chain	1	
3	58874397	Washer	1	
4	58880303	Split Ring	1	

*****Always use Ingersoll-Rand Replacement parts!*****



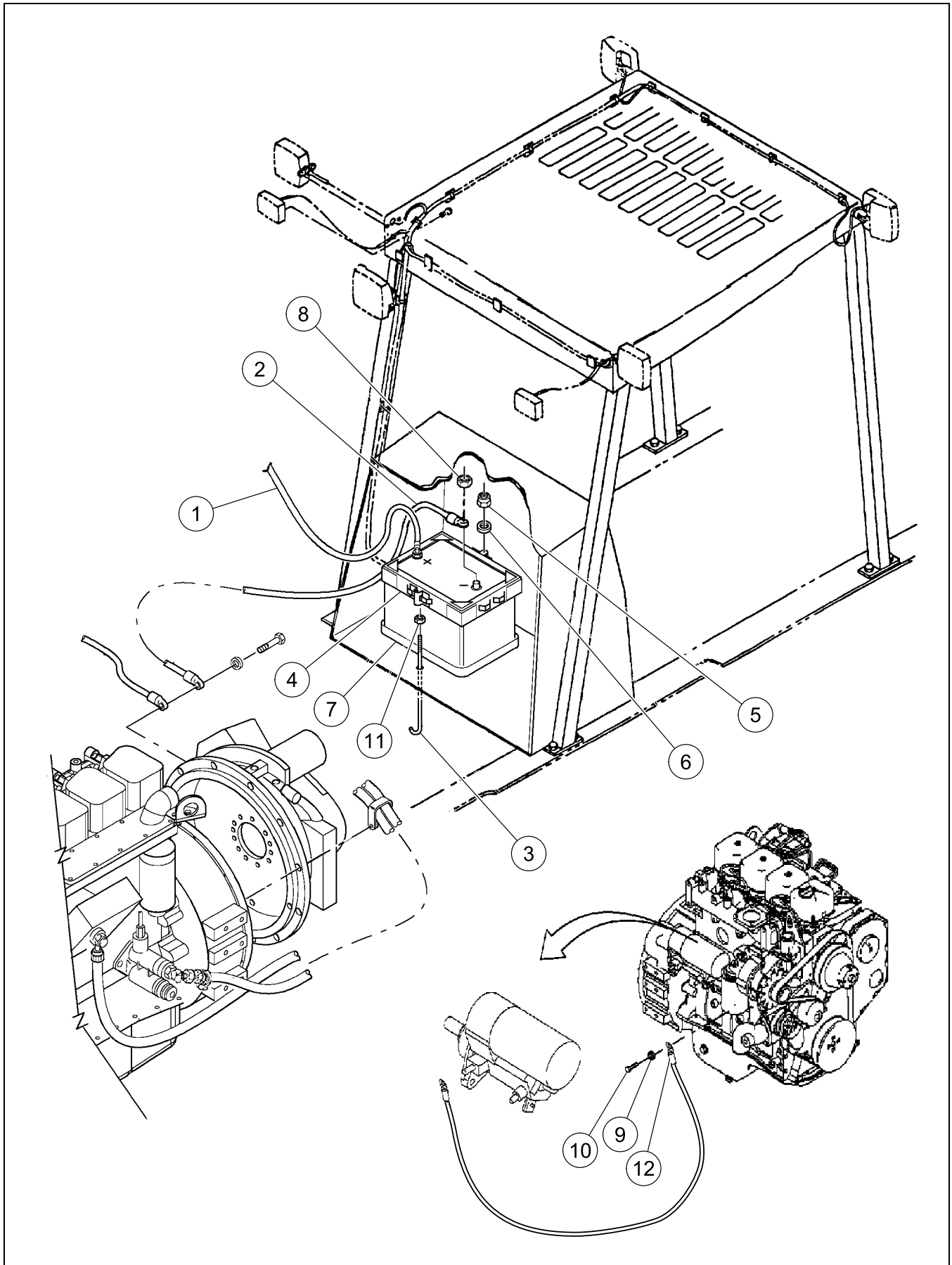
RT-706H/708H - Effective With (See Cover)

Section E - Electrical



BATTERY INSTALLATION

Dwg D13360375/01



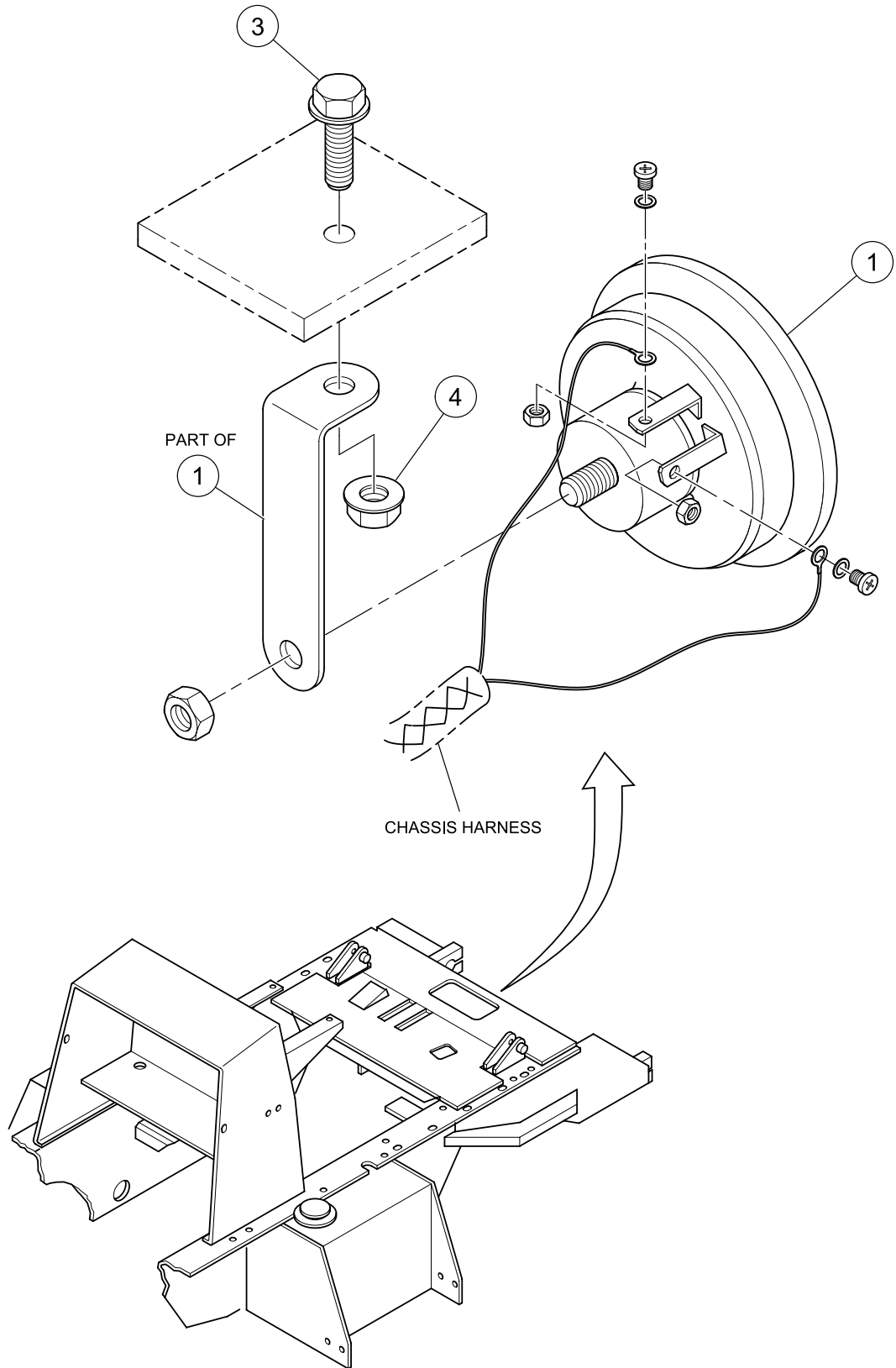
BATTERY INSTALLATION

BOM 13345186

ITEM	COMM. NO.	DESCRIPTION	QTY	DIMENSIONS/NOTES
1	13337829	Positive Battery Cable	1	
2	13407754	Negative Battery Cable	1	
3	54516836	J-hook	2	
4	49181875	Battery Bracket	1	
5	96704606	Hex Locknut, Zinc Plated	2	M8 x 1.25 CI 8
6	96714399	Flatwasher, Zinc Plated	2	M10 CI 140
7	59436931	Battery	1	
8	59365130	Nut	2	
9	96738596	Flatwasher, Zinc Plated	1	M12 Hardened CI 200
10	96701495	HHCS, Fully Threaded, Zinc Plated	1	M12 x 1.75 x 25 CI 8.8
11	96701370	Nut, Zinc Plated	2	M8 x 1.25 CI 8
12	13306519	Jumper Ground Cable	1	

HORN INSTALLATION

Dwg D59223271/01



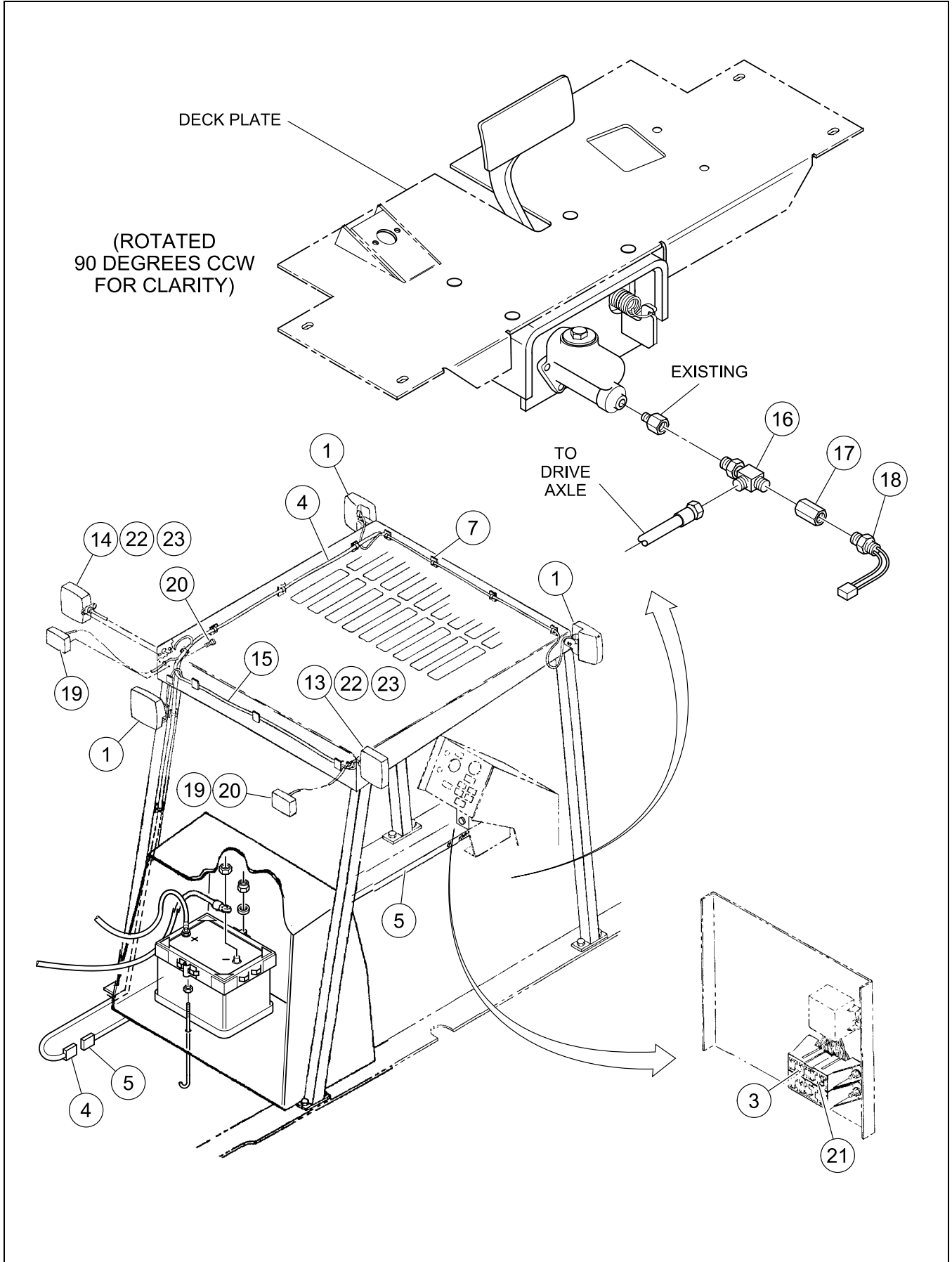
HORN INSTALLATION

BOM 59223271

ITEM	COMM. NO.	DESCRIPTION	QTY	DIMENSIONS/NOTES
1	NSS	Horn Assembly	1	
-	13469010	- Horn	1	
-	59200766	- Bracket	1	
3	59717702	Lockscrew	1	5/16 x 18 x 1.0
4	59918573	Locknut	1	5/16 x 18

WORK/ROAD LIGHT INSTALLATION - SHEET 1 OF 2

Dwg D59240556/01/01



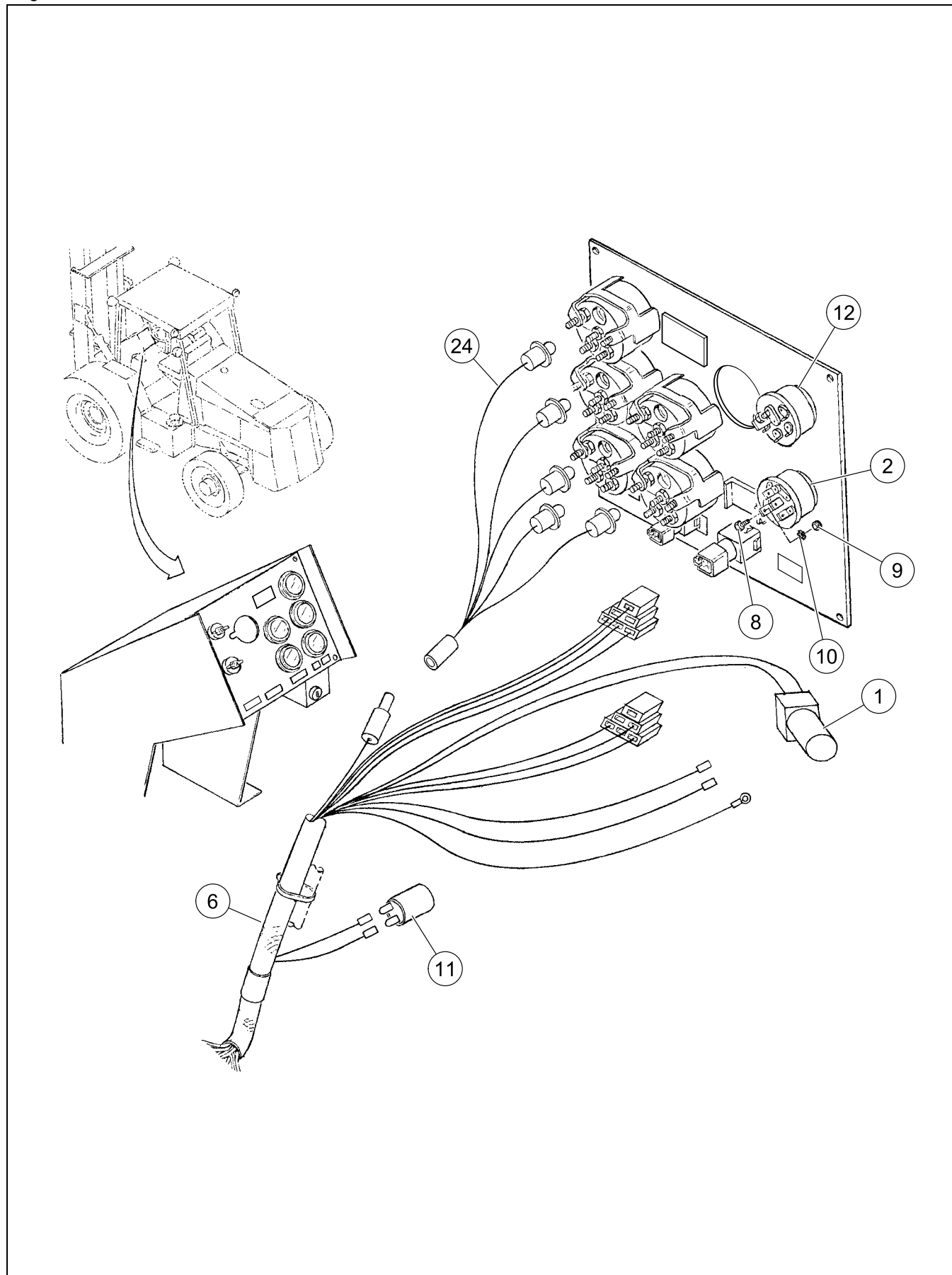
WORK/ROAD LIGHT INSTALLATION - SHEET 1 OF 2

BOM 59240556, 59223214, 59219014, 59219022

ITEM	COMM. NO.	DESCRIPTION	QTY	DIMENSIONS/NOTES
1	59427039	Work Light	3	
-	58813304	- Lens/Reflector	3	
-	58813338	- Bulb	3	12V
3	59325720	Fuse	1	25 Amp
4	59219048	Overhead Guard Lights Harness	1	
5	59231068	Chassis Light Harness	1	
7	59670554	Adhesive	A/R	
13	58850926	Light Assembly	1	
14	58850934	Light Assembly	1	
15	59219030	Turnsignal/Breaker Wiring Harness	1	
16	59923060	Fitting	1	
17	59149369	Female Coupling	1	
18	59157792	Brake Light Switch	1	
19	58814104	Brake Lamp	2	
20	58850959	SHCS	4	#10 x 32 x 0.625
21	59483339	Fuse	1	15 Amp
22	59941682	Locknut	4	1/4 x 20
23	59787465	Lockscrew	4	1/4 x 20 x 1.0

WORK/ROAD LIGHT INSTALLATION - SHEET 2 OF 2

Dwg D59240556/01/02



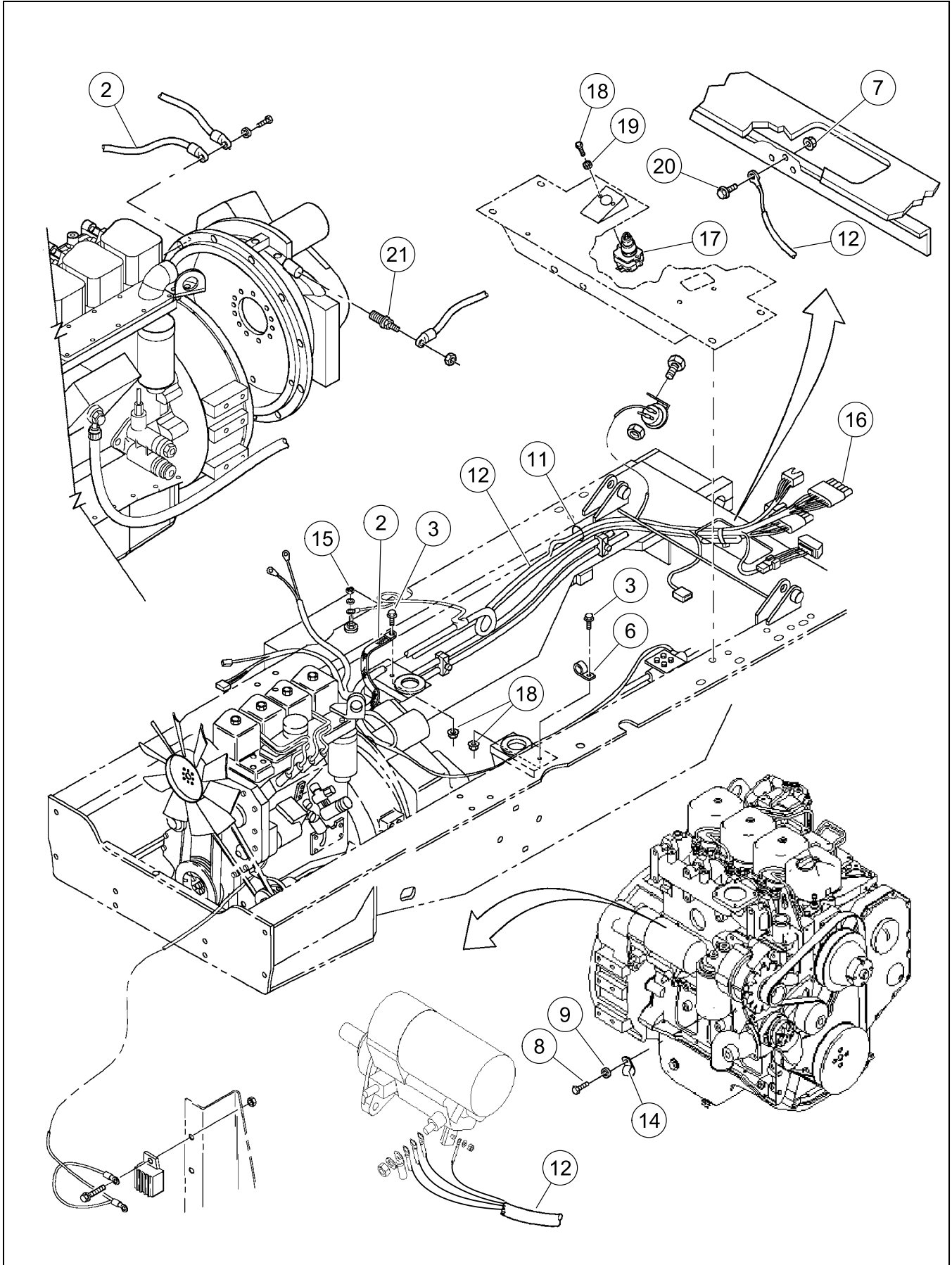
WORK/ROAD LIGHT INSTALLATION - SHEET 2 OF 2

BOM 59240556, 59223214, 59219014, 59219022

ITEM	COMM. NO.	DESCRIPTION	QTY	DIMENSIONS/NOTES
1	59427039	Work Light	3	
-	58813304	- Lens/Reflector	3	
-	58813338	- Bulb	3	12V
2	59988642	Switch	1	
6	59231076	Console Wire Harness	1	
8	95922118	HHCS, Zinc Plated	1	#10 x 24 x 0.5 Grd B
9	95923041	Hex Nut, Zinc Plated	1	#10 x 24 Grd A
10	95207478	Lockwasher	1	#10 Hardened
11	59759720	Flasher	1	
12	59988683	Signals/Flashers Switch	1	
24	59231027	Wire Harness (Standard Gauge Panel Lights)	1	
-	58850694	Wire Harness (Optional Gauge Panel Lights)	1	

MAIN WIRING HARNESS INSTALLATION - SHEET 1 OF 2

Dwg D13360383/01/01



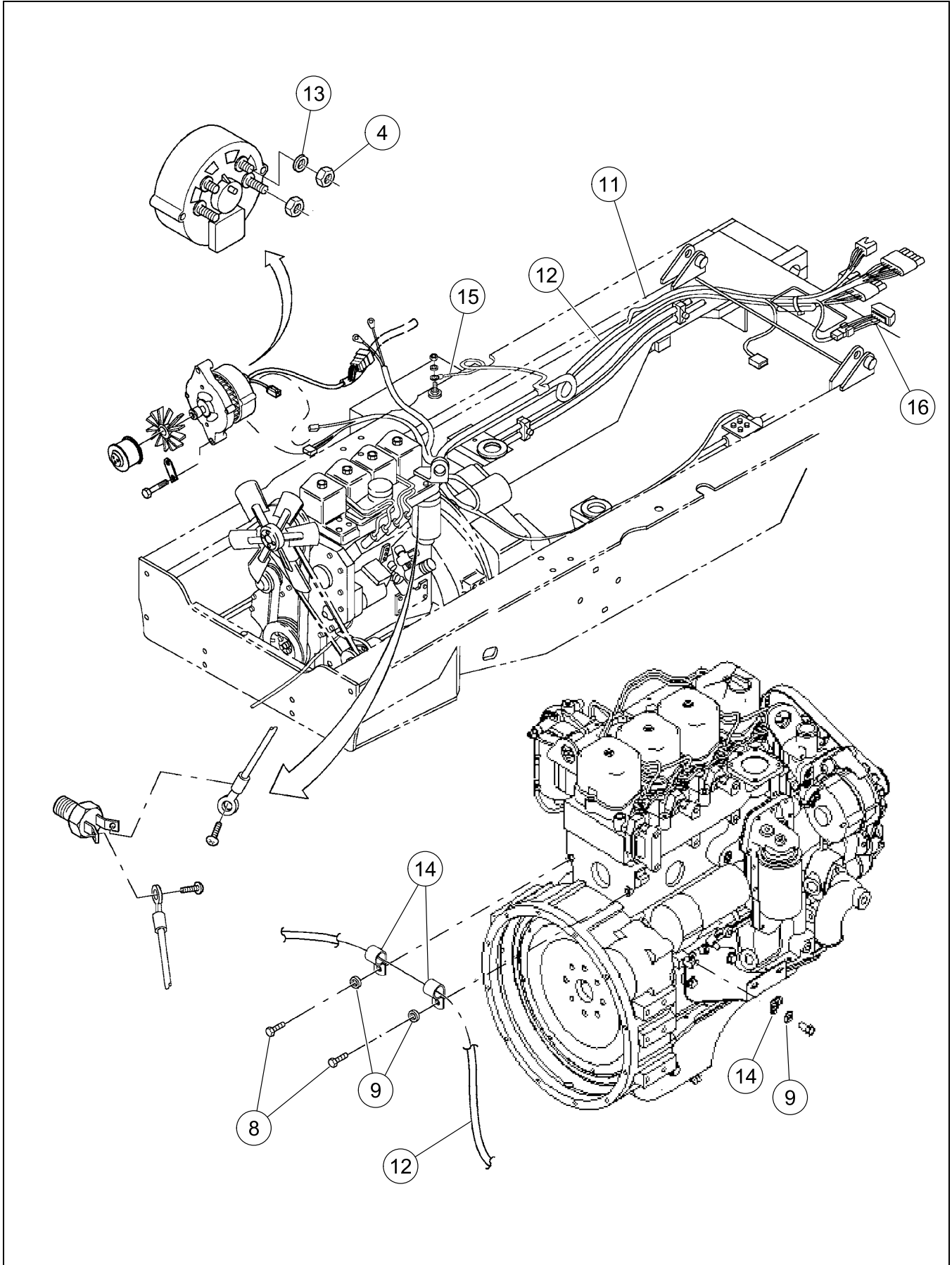
MAIN WIRING HARNESS INSTALLATION - SHEET 1 OF 2

BOM 13345194

ITEM	COMM. NO.	DESCRIPTION	QTY	DIMENSIONS/NOTES
2	13421490	Ground Jumper	1	
3	59928606	Lockscrew	2	5/16 x 18 x 1.25
6	59726075	Clamp	1	
7	59918573	Locknut	3	5/16 x 18
8	96701495	HHCS, Fully Threaded, Zinc Plated	3	M12 x 1.75 x 25 CI 8.8
9	96738596	Flatwasher, Zinc Plated	4	M12 Hardened CI 200
11	95424586	Cable Tie	A/R	
12	13474564	Chassis Wire Harness	1	
14	59726075	Insulated Clamp	4	
15	59974915	Loom	A/R	
16	58814815	Rectifier	1	
17	58788852	Dump Switch	1	
18	96704564	HHCS, Fully Threaded, Zinc Plated	2	M6 x 1 x 20 CI 8.8
19	59545616	Lockwasher	2	
20	59869917	Lockscrew	1	5/16 x 18 x 0.75
21	59302554	Sender	1	

MAIN WIRING HARNESS INSTALLATION - SHEET 2 OF 2

Dwg D13360383/01/02



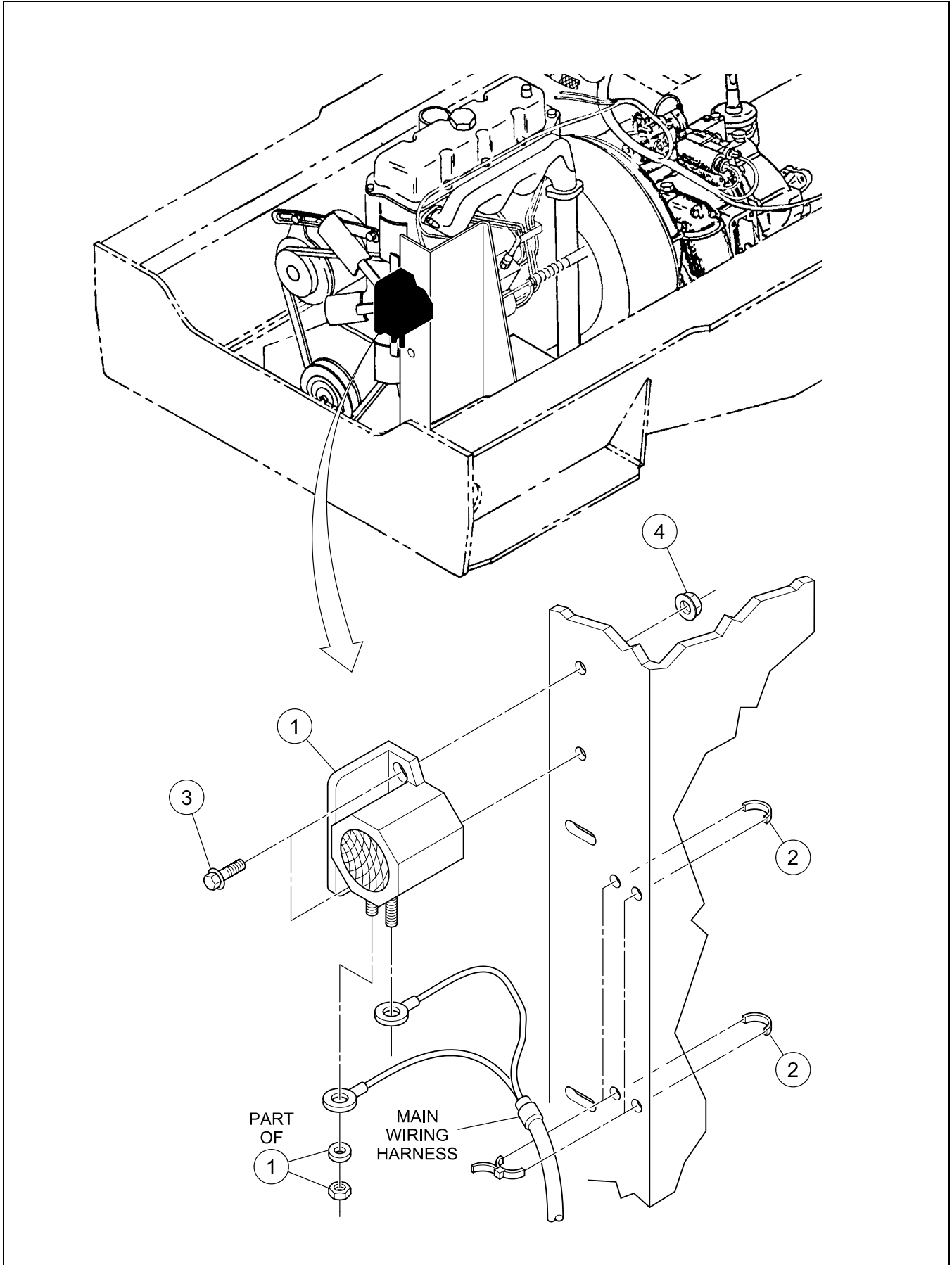
MAIN WIRING HARNESS INSTALLATION - SHEET 2 OF 2

BOM 13345194

ITEM	COMM. NO.	DESCRIPTION	QTY	DIMENSIONS/NOTES
4	96705132	Hex Nut, Zinc Plated	1	M5 x 0.08 CI 8
8	96701495	HHCS, Fully Threaded, Zinc Plated	3	M12 x 1.75 x 25 CI 8.8
9	96738596	Flatwasher, Zinc Plated	4	M12 Hardened CI 200
11	95424586	Cable Tie	A/R	
12	13474564	Chassis Wire Harness	1	
13	95931366	Washer, Zinc Plated	1	#10
14	59726075	Insulated Clamp	4	
15	59974915	Loom	A/R	
16	58814815	Rectifier	1	

BACKUP ALARM INSTALLATION

Dwg D59218735/02



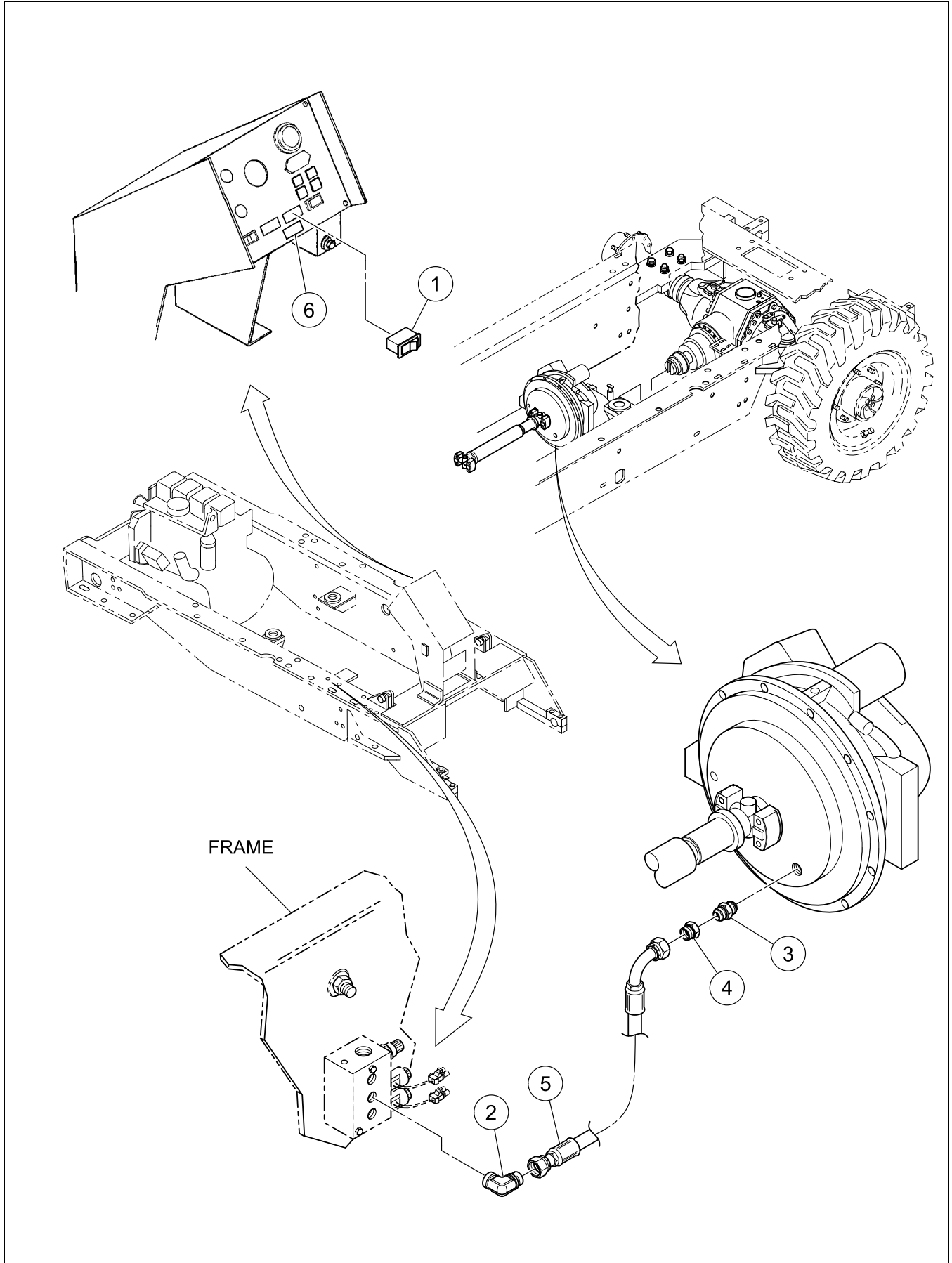
BACKUP ALARM INSTALLATION

BOM 59218735

ITEM	COMM. NO.	DESCRIPTION	QTY	DIMENSIONS/NOTES
1	59184143	Backup Alarm	1	
2	95373973	Cable Tie	A/R	
3	59965962	Lockscrew	2	1/4 x 20 x 0.75
4	59941682	Locknut	2	1/4 x 20

2WD/4WD CONTROL INSTALLATION

Dwg D59209866/01



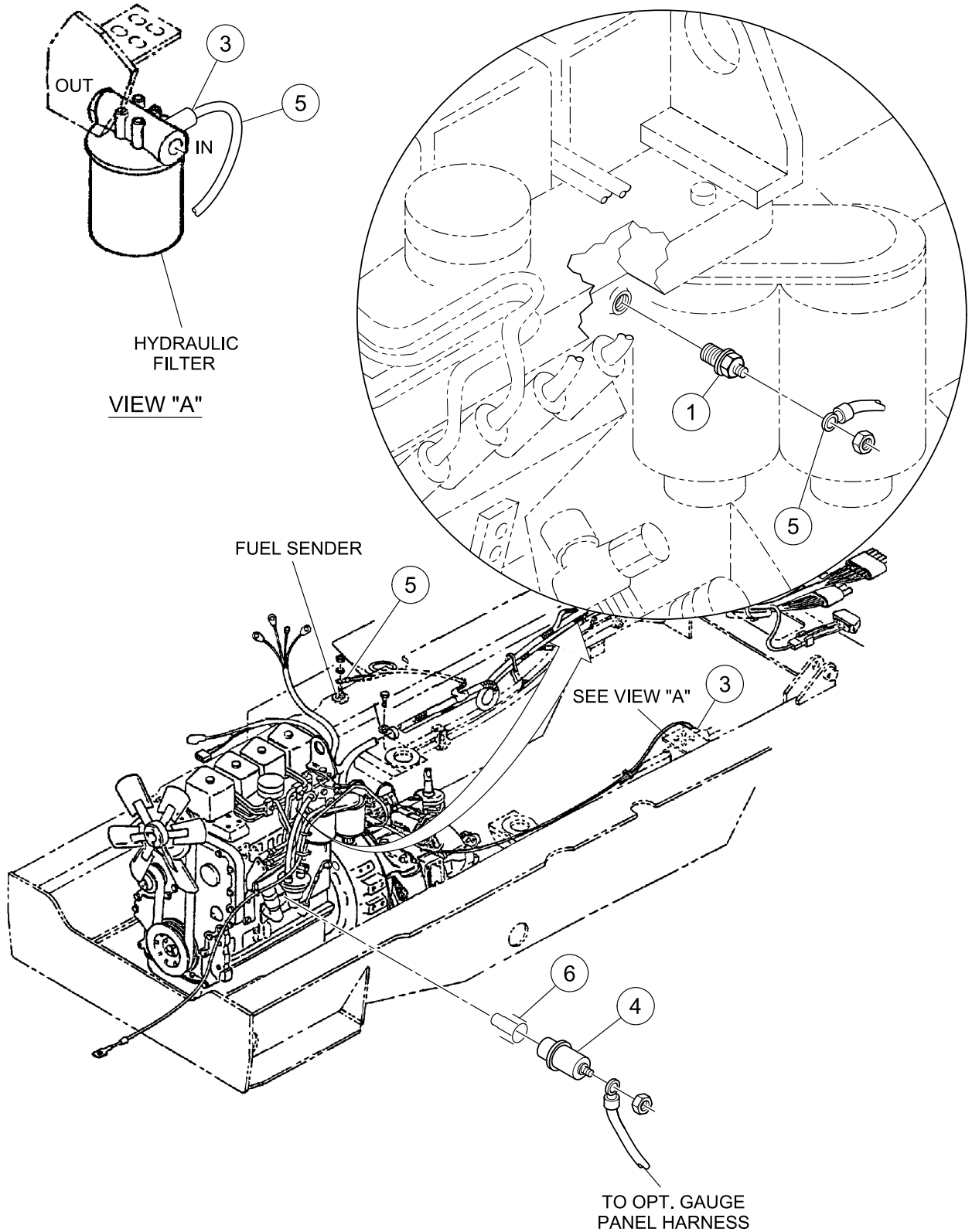
2WD/4WD CONTROL INSTALLATION

BOM 59209858, 59209866

ITEM	COMM. NO.	DESCRIPTION	QTY	DIMENSIONS/NOTES
1	59129155	Switch Assembly (4WD)	1	
2	59922807	Adapter (4WD)	1	
-	95323366	Plug (2WD)	1	
3	59922518	Straight Adapter (4WD)	1	
4	59923961	Adapter (4WD)	1	
5	59218891	Hose Assembly (4WD)	1	29.0"
6	59219147	Decal: 4WD Disconnect (4WD)	1	

SENDER INSTALLATION

Dwg D59240549/02



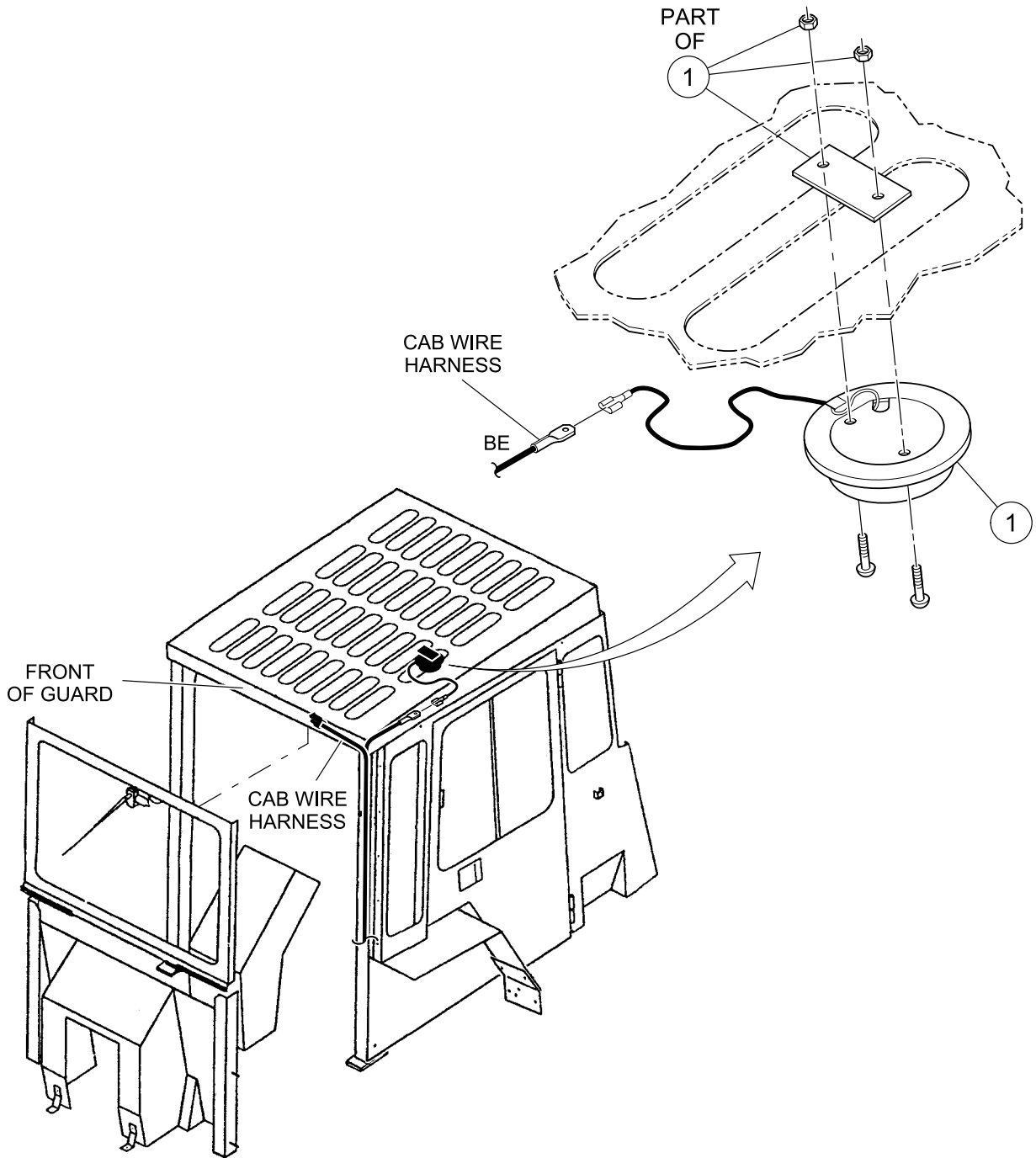
SENDER INSTALLATION

BOM 59219089, 59240549

ITEM	COMM. NO.	DESCRIPTION	QTY	DIMENSIONS/NOTES
1	59816322	Water Temperature Sender (Optional)	1	
-	58848094	Water Temperature Sender (Standard)	1	
3	59414979	Indicator (Optional)	1	
4	58878000	Oil Sender (Optional)	1	
-	59971457	Oil Pressure Switch (Standard)	1	
5	59231175	Gauge Wire Harness (Optional)	1	
6	59118513	Adapter (Optional)	1	

DOME LIGHT INSTALLATION

Dwg D58872276/00



DOME LIGHT INSTALLATION

BOM 58872276

ITEM	COMM. NO.	DESCRIPTION	QTY	DIMENSIONS/NOTES
1	58883273	Dome Light Kit	1	

*****Always use Ingersoll-Rand Replacement parts!*****



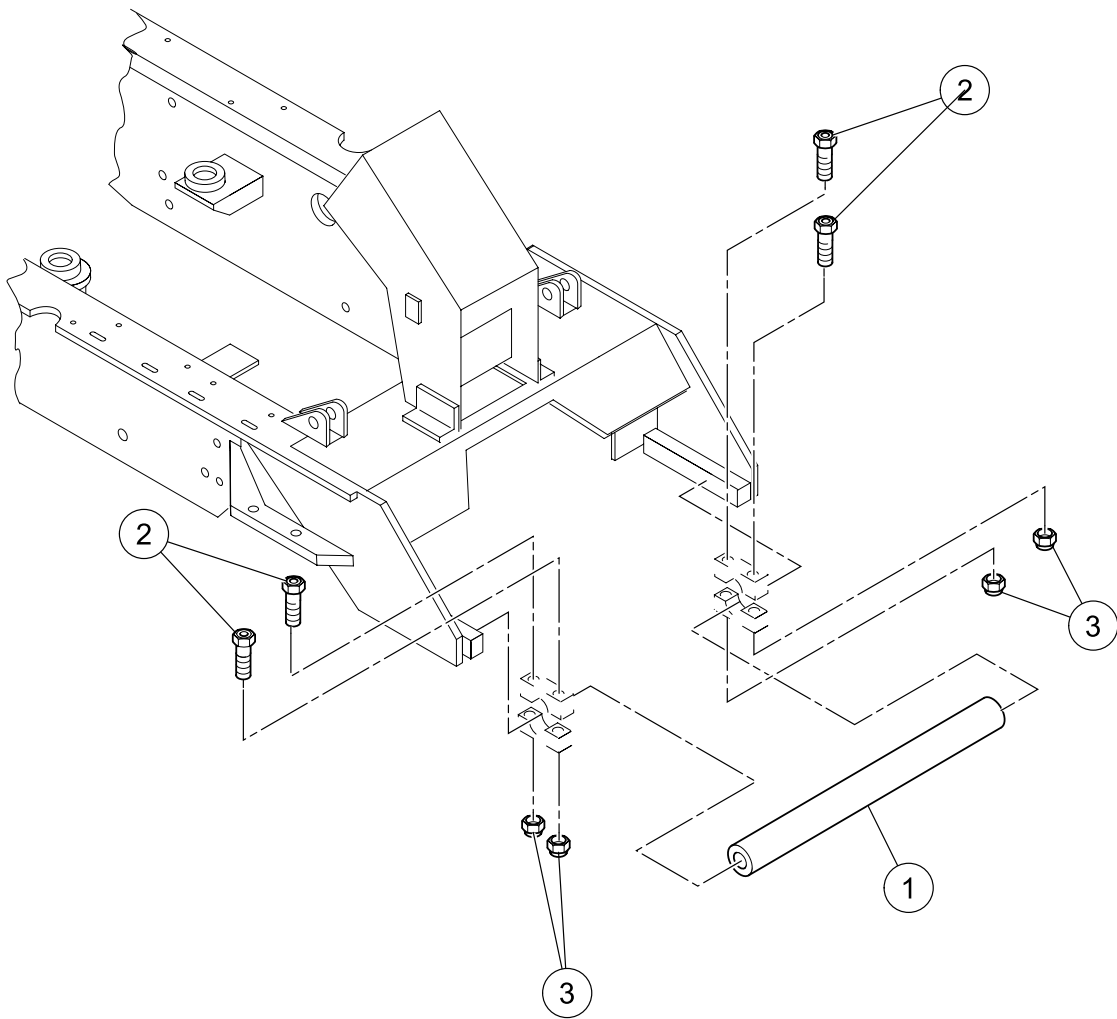
RT-706H/708H - Effective With (See Cover)

Section F - Masts and Carriages



MAST PIVOT INSTALLATION

Dwg D59206201/00



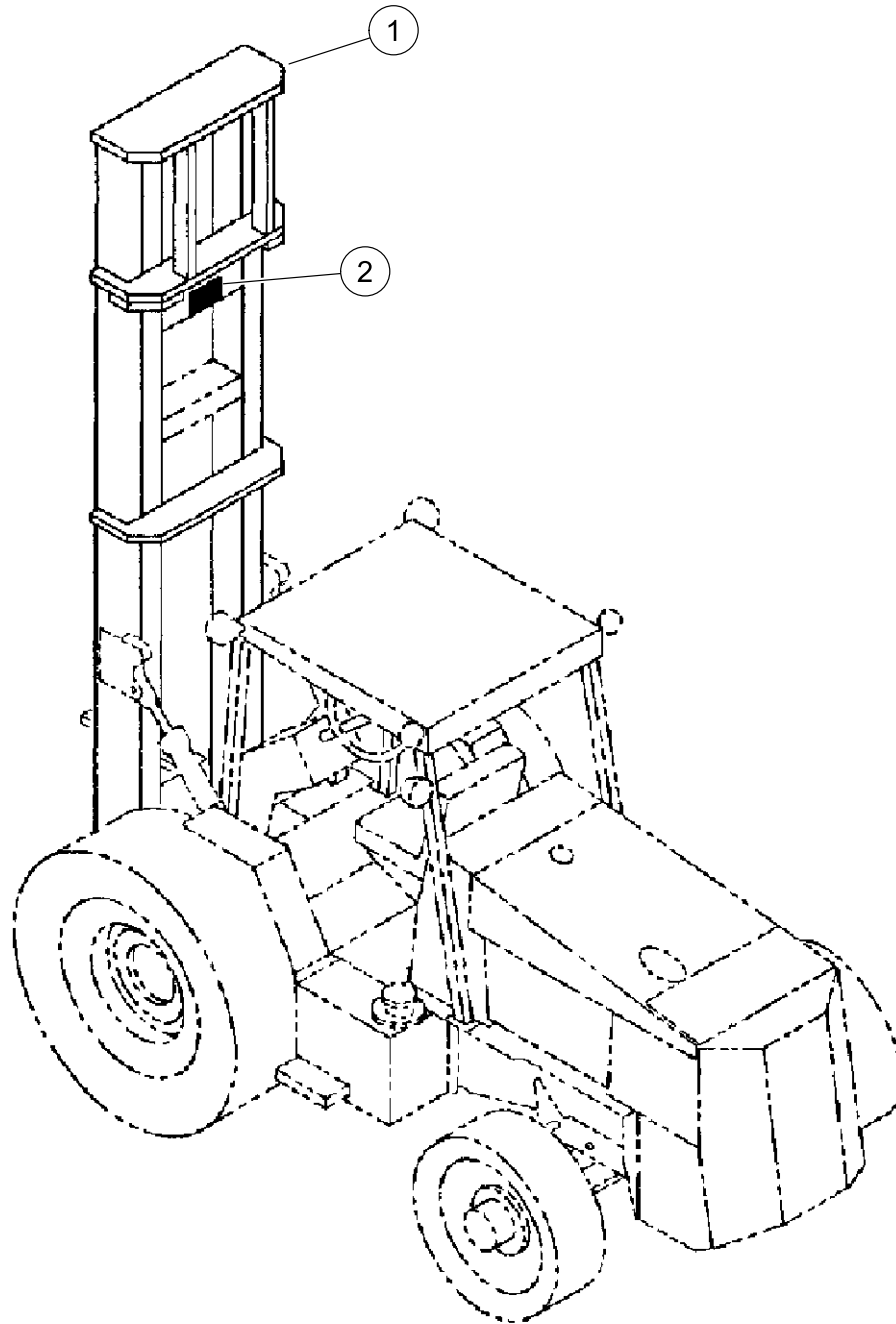
MAST PIVOT INSTALLATION

BOM 59206201

ITEM	COMM. NO.	DESCRIPTION	QTY	DIMENSIONS/NOTES
1	59201772	Pivot Shaft	1	
2	95919932	HHCS, Zinc Plated	4	5/8 x 11 x 5 Grd 8
3	95923355	Hex Nut, Zinc Plated	4	5/8 x 11

MAST/CARRIAGE ASSEMBLY - 612MV

Dwg D13176912/00



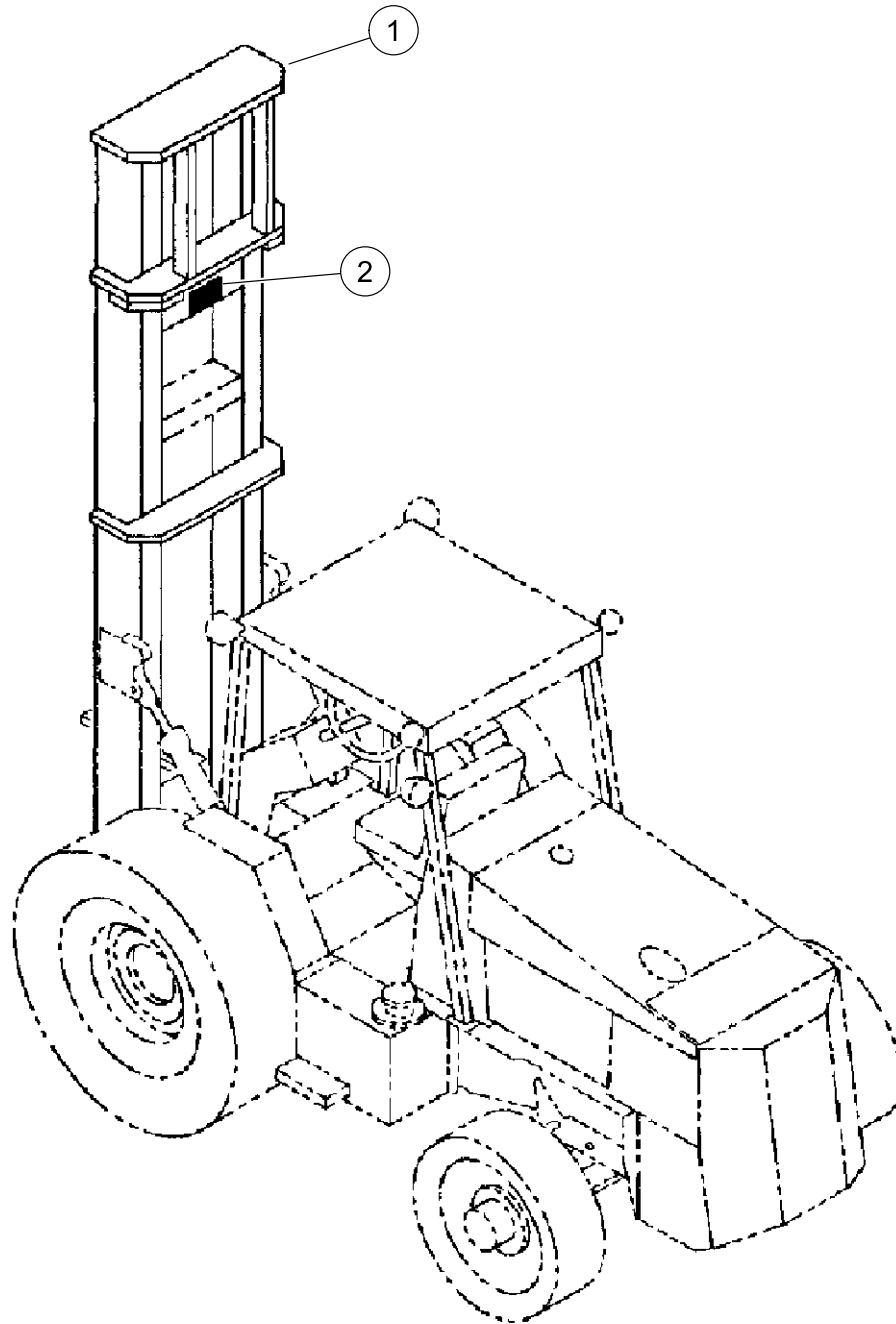
MAST/CARRIAGE ASSEMBLY - 612MV

BOM 59283820, 59283838, 59283846

ITEM	COMM. NO.	DESCRIPTION	QTY	DIMENSIONS/NOTES
1	59283713	Mast/Carriage Assembly 612MV-48H	1	
-	59283721	Mast/Carriage Assembly 612MV-60H	1	
-	59283739	Mast/Carriage Assembly 612MV-60S	1	
2	59004838	Decal: 12ft	1	

MAST/CARRIAGE ASSEMBLY - 614FL

Dwg D13176912/00



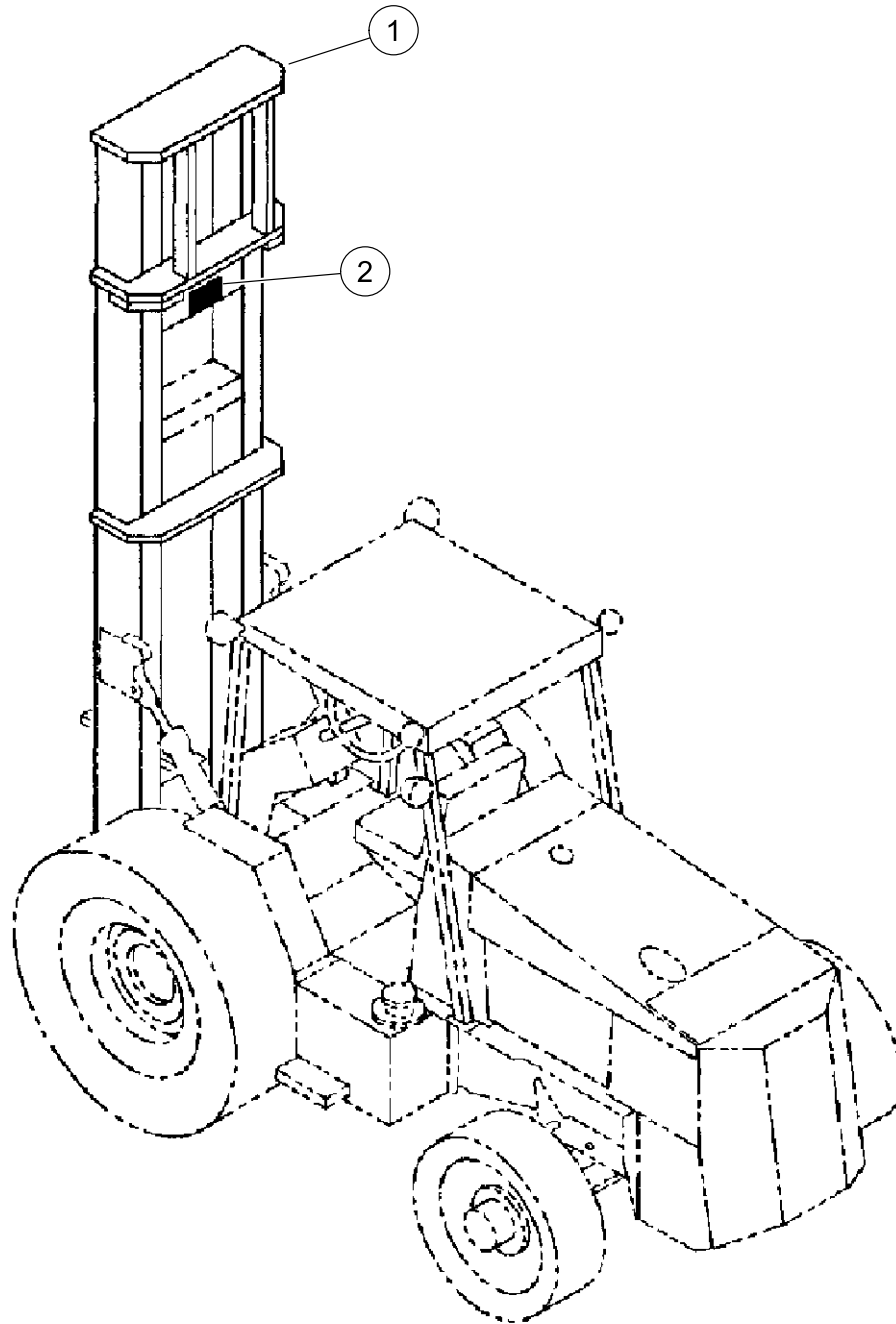
MAST/CARRIAGE ASSEMBLY - 614FL

BOM 59283853, 59283861, 59283879

ITEM	COMM. NO.	DESCRIPTION	QTY	DIMENSIONS/NOTES
1	59283747	Mast/Carriage Assembly 614FL-48H	1	
-	59283754	Mast/Carriage Assembly 614FL-60H	1	
-	59283762	Mast/Carriage Assembly 614FL-60S	1	
2	59004846	Decal: 14ft	1	

MAST/CARRIAGE ASSEMBLY - 615MV

Dwg D13176912/00



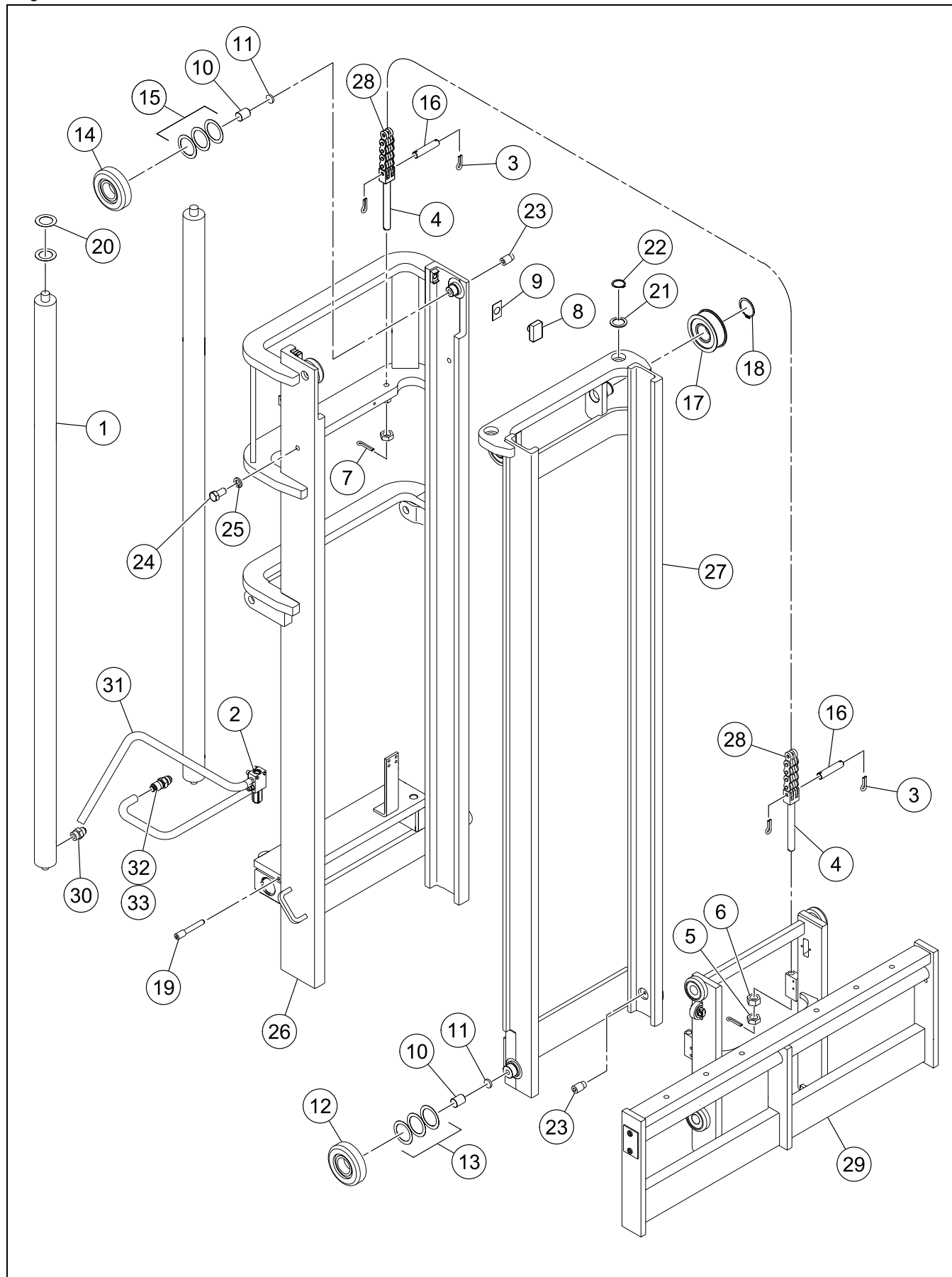
MAST/CARRIAGE ASSEMBLY - 615MV

BOM 13229943, 13229968, 13243209, 13243225

ITEM	COMM. NO.	DESCRIPTION	QTY	DIMENSIONS/NOTES
1	13229950	LT Mast/Carriage Assembly 615MV-48H	1	
-	13487715	- Mast Assembly - 97" OCL	1	See Breakdown F - 10.
-	13487723	- Mast Assembly - 115" OCL	1	See Breakdown F - 10.
-	13488002	- Carriage Assembly	1	See Breakdown F - 12.
-	13229976	LT Mast/Carriage Assembly 615MV-60H	1	
-	13487715	- Mast Assembly - 97" OCL	1	See Breakdown F - 10.
-	13487723	- Mast Assembly - 115" OCL	1	See Breakdown F - 10.
-	13488101	- Carriage Assembly	1	See Breakdown F - 14.
-	13243217	LT Mast/Carriage Assembly 615MV-60S	1	
-	13487715	- Mast Assembly - 97" OCL	1	See Breakdown F - 10.
-	13487723	- Mast Assembly - 115" OCL	1	See Breakdown F - 10.
-	13488135	- Carriage Assembly	1	See Breakdown F - 16.
-	13243233	LT Mast/Carriage Assembly 615MV-84S	1	
-	13487715	- Mast Assembly - 97" OCL	1	See Breakdown F - 10.
-	13487723	- Mast Assembly - 115" OCL	1	See Breakdown F - 10.
-	13488226	- Carriage Assembly	1	See Breakdown F - 18.
2	59004853	Decal: 15ft	1	

MAST ASSEMBLY (13487715) AND (13487723) - INTERNAL BREAKDOWN

Dwg 13229950/00



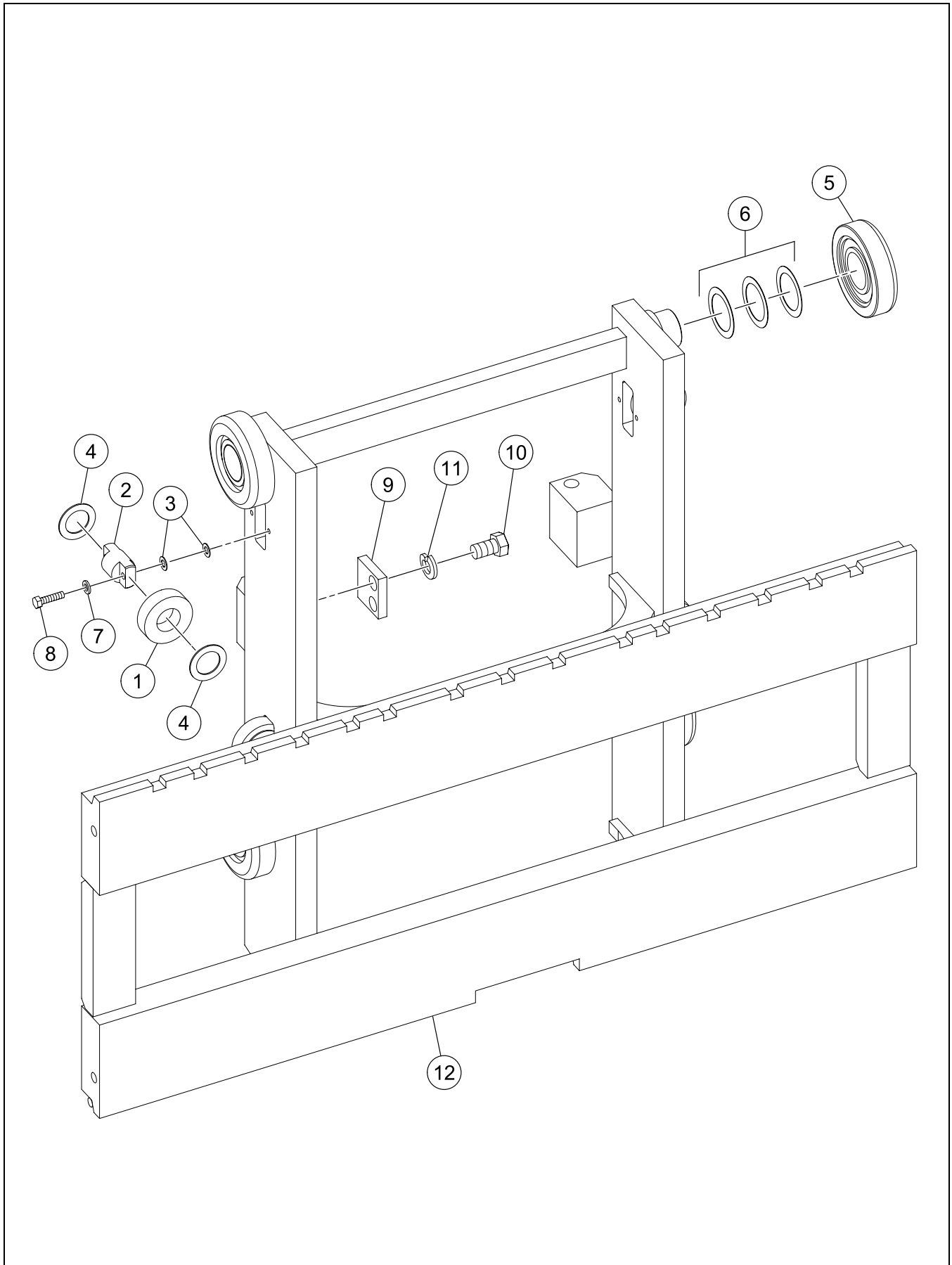
MAST ASSEMBLY (13487715) AND (13487723) - INTERNAL
BREAKDOWN

BOM 13487715, 13487723

ITEM	COMM. NO.	DESCRIPTION	QTY	DIMENSIONS/NOTES
1	13487731	Mast Lift Cylinder - 97" OCL	1	
-	13487756	- Cylinder Seal Kit	1	
-	13487749	Mast Lift Cylinder - 115" OCL	1	
-	13487756	- Cylinder Seal Kit	1	
2	13487764	Check Valve Kit	1	
-	13487772	- Valve Cartridge	1	
-	13489166	- Capscrew	2	M10 x 45
-	13489174	- Lockwasher	2	
3	13444047	Cotter Pin	8	
4	13444054	Chain Anchor	4	
5	13487780	Jam Nut	4	
6	13487798	Full Nut	4	
7	13444062	Cotter Pin	4	
8	13487806	Wear Plug	2	
9	13487814	Wear Plug Shim	6	
10	13487822	Thrust Puck	4	
11	13487855	Thrust Puck Shim	4	
12	13428883	Load Roller	2	
13	13487830	Load Roller Shim	6	
14	13335674	Bearing Load Roller	2	
15	13487848	Load Roller Shim	6	
16	13444039	Pin	2	
17	13360714	Chain Sheave	2	
18	13487863	Retainer Clip	2	
19	13487871	Retaining Screw	2	
20	13487889	Cylinder Shim	10	
21	13487897	Cylinder Washer Shim	10	
22	13487905	Snap Ring	2	
23	13487913	Set Screw	4	
24	13487921	Capscrew	2	
25	13487939	Lockwasher	2	
26	13487947	Outer Frame - 97" OCL	1	
-	13487954	Outer Frame - 115" OCL	1	
27	13487962	Inner Frame - 97" OCL	1	
-	13487970	Inner Frame - 115" OCL	1	
28	13487988	Main Link Chain - 97" OCL	1	
-	13487996	Main Link Chain - 115" OCL	1	
29	13488002	Carriage Assembly	1	See Breakdown F - 12.
30	13335799	Valve Ext Fuse	1	
31	13489125	Hose	2	
32	13489133	Fitting	3	
33	13489141	Plug	1	
34	13489158	Fitting (Not Shown)	1	
35	13489166	Capscrew (Not Shown)	2	M10 x 45
36	13489174	Lockwasher (Not Shown)	2	

CARRIAGE ASSEMBLY (13488002) - INTERNAL BREAKDOWN

Dwg 13229976/00



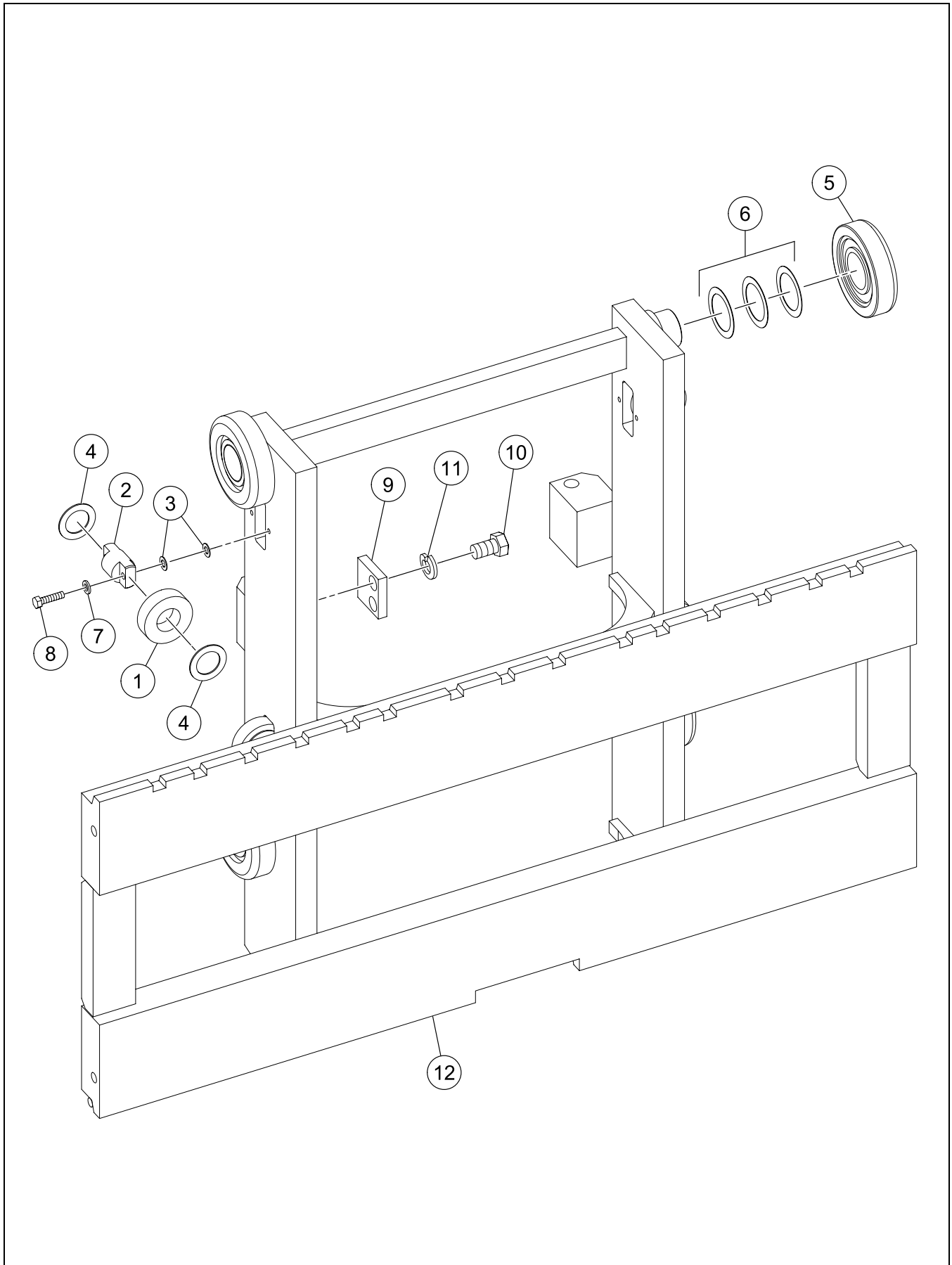
**CARRIAGE ASSEMBLY (13488002) - INTERNAL
BREAKDOWN**

BOM 13488002

ITEM	COMM. NO.	DESCRIPTION	QTY	DIMENSIONS/NOTES
1	13488010	Side Thrust Roller	4	
2	13488028	Side Thrust Roller Axle	8	
3	13488044	Side Thrust Roller Shim	16	
4	13488036	Side Thrust Roller Washer	8	
5	13335674	Bearing Load Roller	2	
6	13487848	Load Roller Shim	6	
7	13488051	Lockwasher	8	
8	13488069	Capscrew	8	
9	13488077	Carriage Stop Plate	1	
10	13488085	Capscrew	2	
11	13488093	Lockwasher	2	
12	13488119	Carriage	1	

CARRIAGE ASSEMBLY (13488101) - INTERNAL BREAKDOWN

Dwg 13229976/00



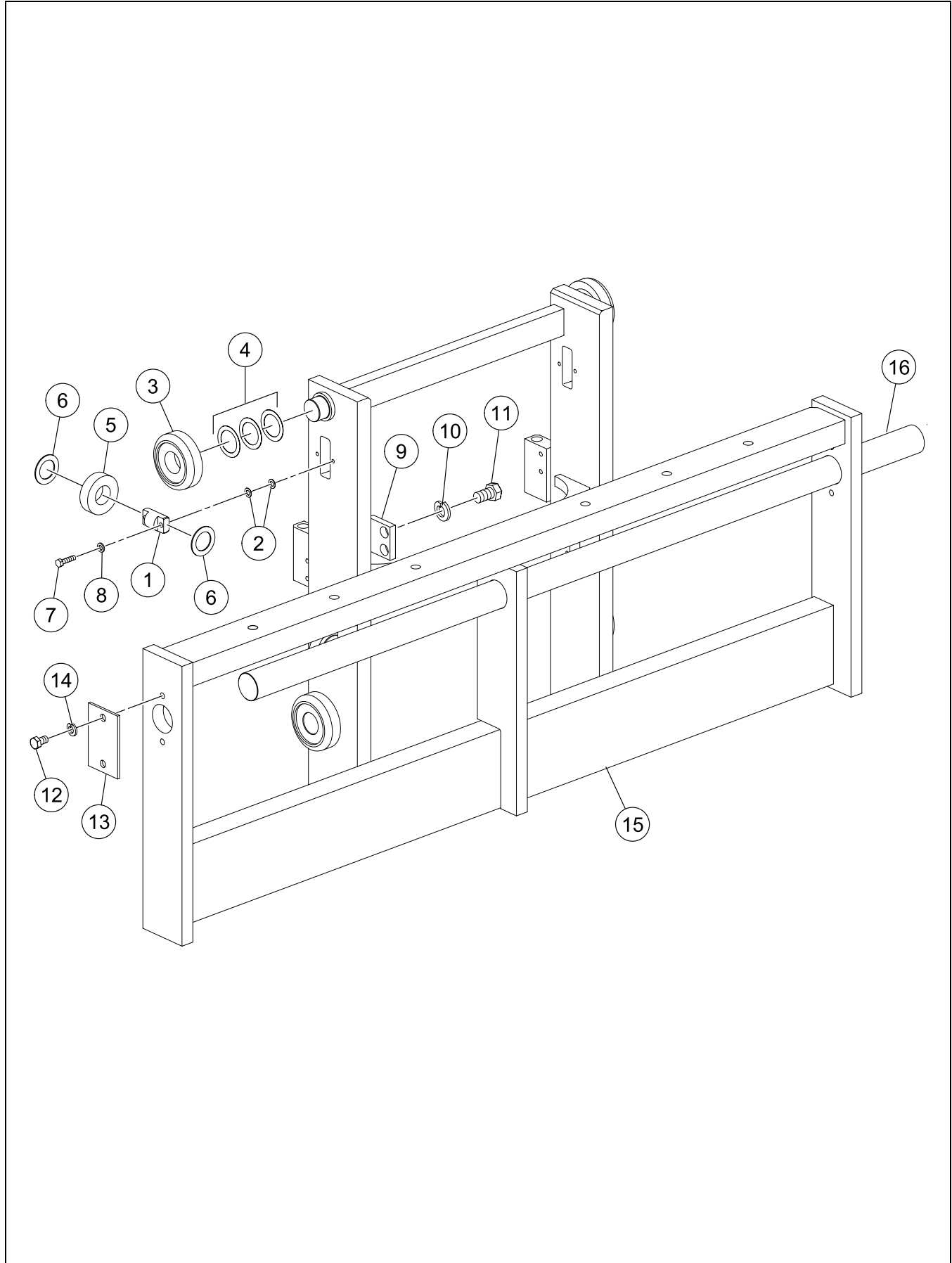
**CARRIAGE ASSEMBLY (13488101) - INTERNAL
BREAKDOWN**

BOM 13488101

ITEM	COMM. NO.	DESCRIPTION	QTY	DIMENSIONS/NOTES
1	13488010	Side Thrust Roller	4	
2	13488028	Side Thrust Roller Axle	8	
3	13488044	Side Thrust Roller Shim	16	
4	13488036	Side Thrust Roller Washer	8	
5	13335674	Bearing Load Roller	2	
6	13487848	Load Roller Shim	6	
7	13488051	Lockwasher	8	
8	13488069	Capscrew	8	
9	13488077	Carriage Stop Plate	1	
10	13488085	Capscrew	2	
11	13488093	Lockwasher	2	
12	13488127	Carriage	1	

CARRIAGE ASSEMBLY (13488135) - INTERNAL BREAKDOWN

Dwg 13223223/00



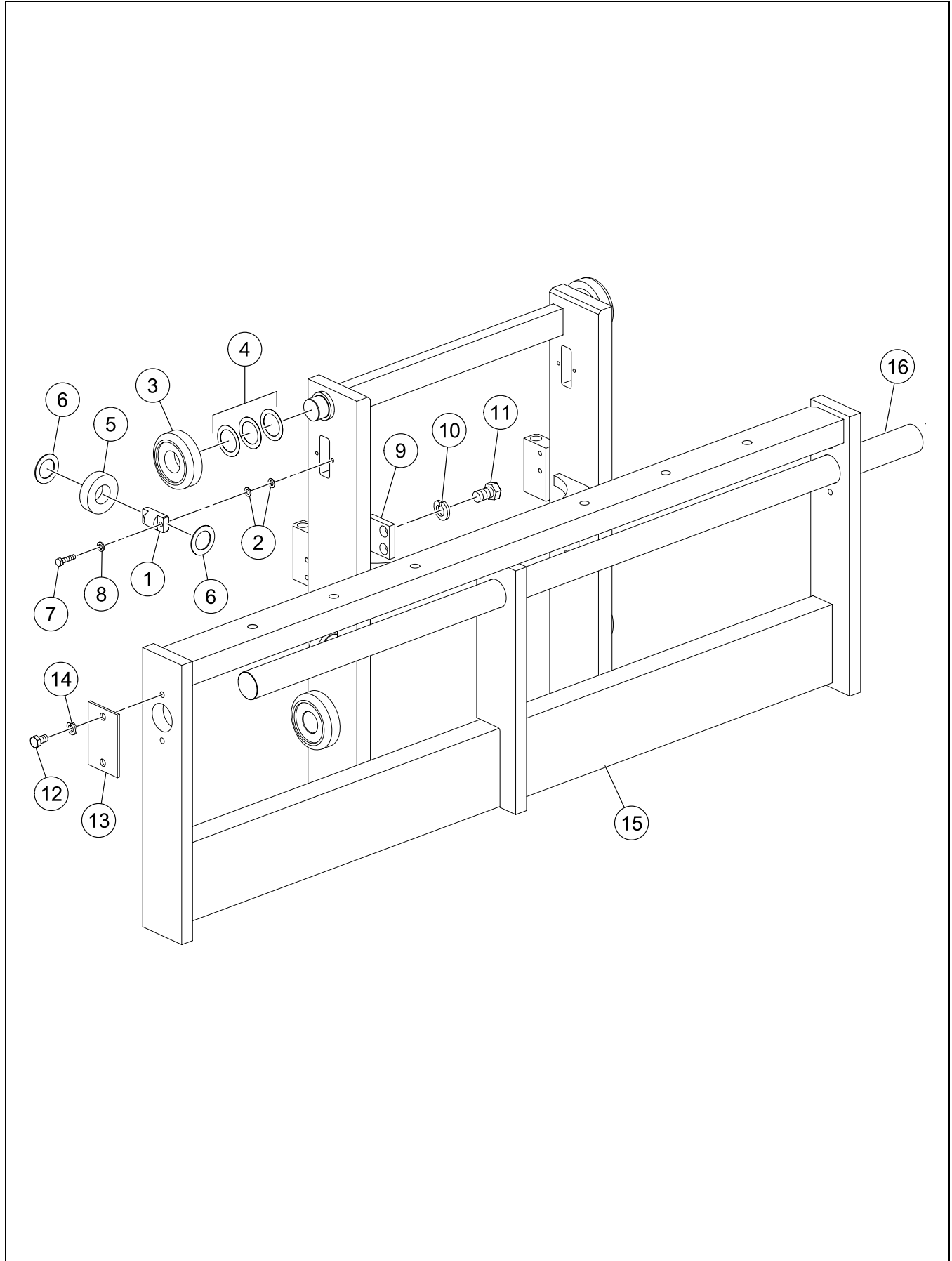
CARRIAGE ASSEMBLY (13488135) - INTERNAL
BREAKDOWN

BOM 13488135

ITEM	COMM. NO.	DESCRIPTION	QTY	DIMENSIONS/NOTES
1	13488028	Side Thrust Roller Axle	8	
2	13488044	Side Thrust Roller Shim	16	
3	13335674	Bearing Load Roller	2	
4	13487848	Load Roller Shim	6	
5	13488143	Thrust Roller	8	
6	13488150	Thrust Washer	8	
7	13488069	Capscrew	8	
8	13488051	Lockwasher	8	
9	13488077	Carriage Stop Plate	1	
10	13488168	Lockwasher	2	
11	13488085	Capscrew	2	
12	13488176	Capscrew	4	
13	13488184	Tube End Stop	2	
14	13488192	Lockwasher	4	
15	13488218	Carriage	1	
16	13488200	Fork Pin	1	

CARRIAGE ASSEMBLY (13488226) - INTERNAL BREAKDOWN

Dwg 13223223/00



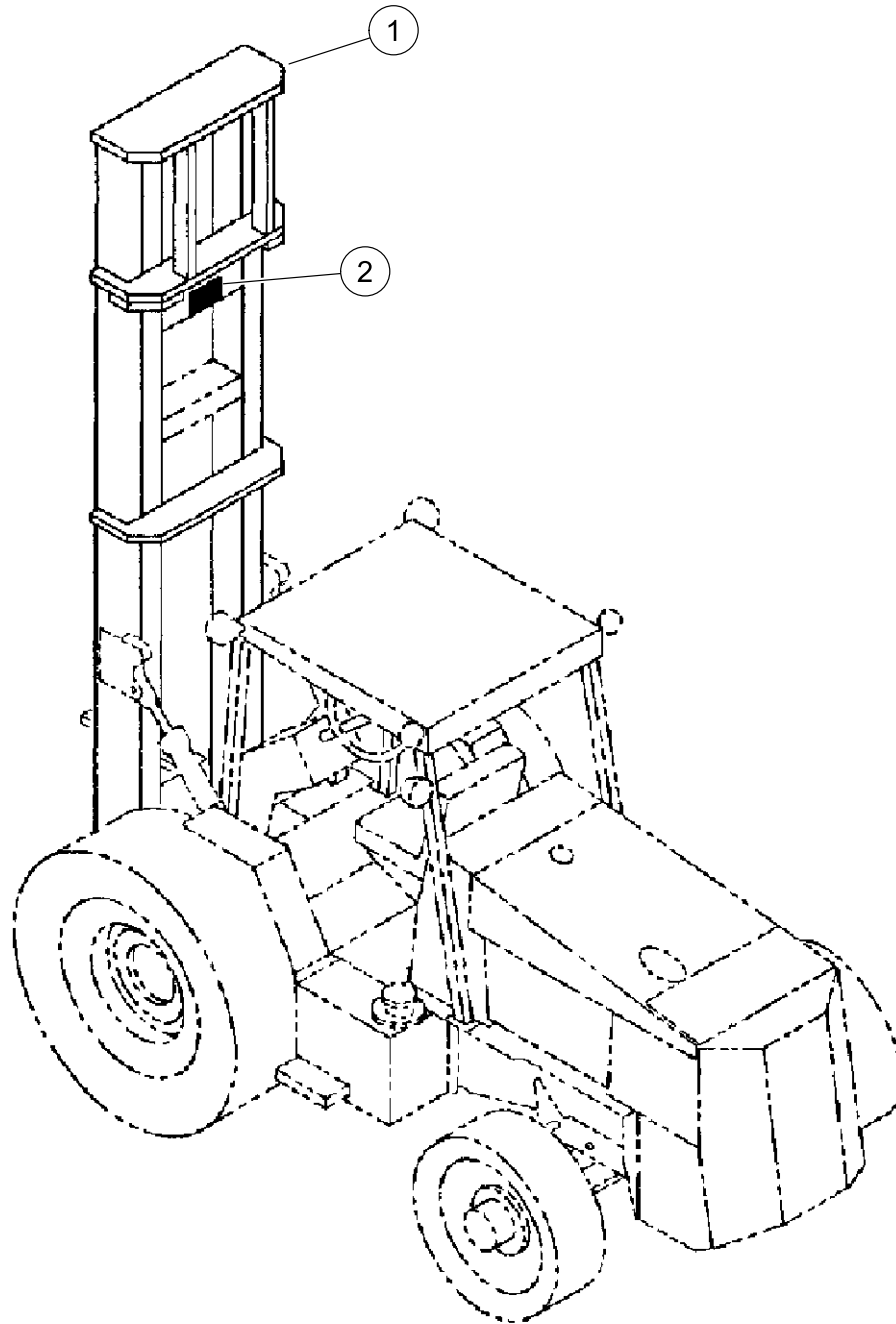
CARRIAGE ASSEMBLY (13488226) - INTERNAL
BREAKDOWN

BOM 13488226

ITEM	COMM. NO.	DESCRIPTION	QTY	DIMENSIONS/NOTES
1	13488028	Side Thrust Roller Axle	8	
2	13488044	Side Thrust Roller Shim	16	
3	13335674	Bearing Load Roller	2	
4	13487848	Load Roller Shim	6	
5	13488143	Thrust Roller	8	
6	13488150	Thrust Washer	8	
7	13488069	Capscrew	8	
8	13488051	Lockwasher	8	
9	13488077	Carriage Stop Plate	1	
10	13488168	Lockwasher	2	
11	13488085	Capscrew	2	
12	13488176	Capscrew	4	
13	13488184	Tube End Stop	2	
14	13488192	Lockwasher	4	
15	13488242	Carriage	1	
16	13488234	Fork Pin	1	

MAST/CARRIAGE ASSEMBLY - 622FL

Dwg D13176912/00



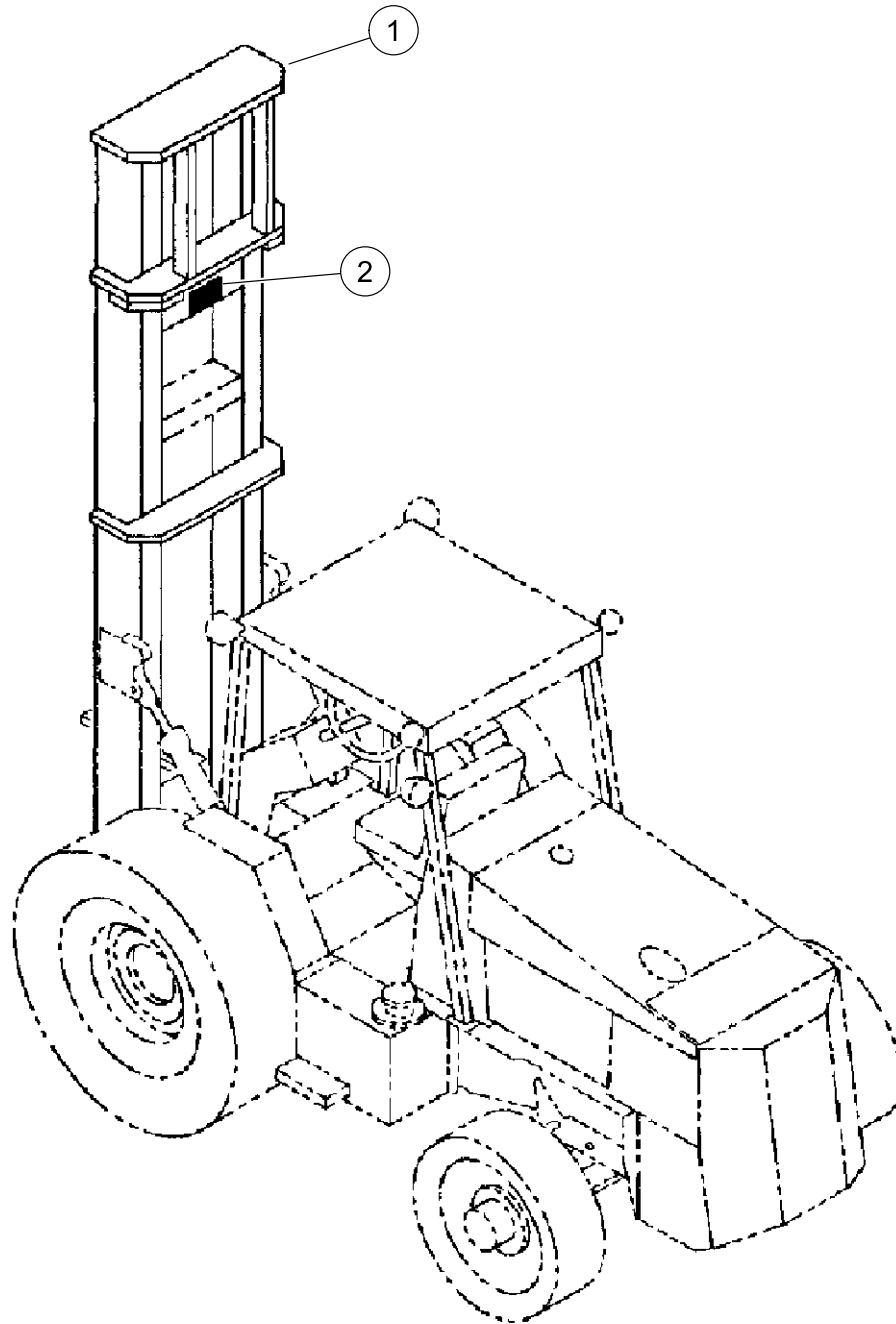
MAST/CARRIAGE ASSEMBLY - 622FL

BOM 59193409, 59193417, 59193425

ITEM	COMM. NO.	DESCRIPTION	QTY	DIMENSIONS/NOTES
1	59193250	Mast/Carriage Assembly 622FL-48H	1	
-	59193268	Mast/Carriage Assembly 622FL-60H	1	
-	59193276	Mast/Carriage Assembly 622FL-60S	1	
2	59004879	Decal: 22ft	1	

MAST/CARRIAGE ASSEMBLY - 622MV

Dwg D13176912/00



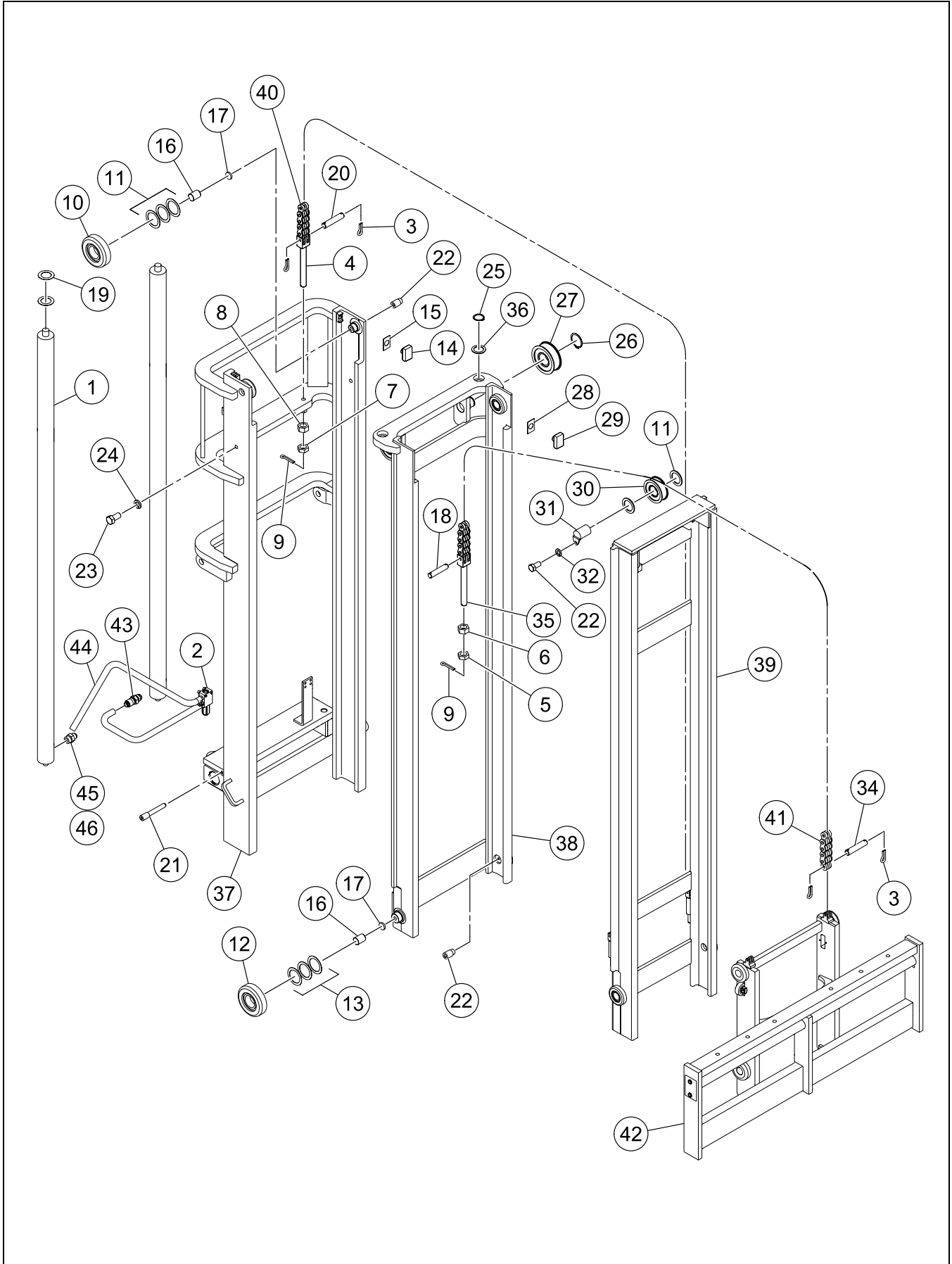
MAST/CARRIAGE ASSEMBLY - 622MV

BOM 13243241, 13243266, 13243308, 13243324

ITEM	COMM. NO.	DESCRIPTION	QTY	DIMENSIONS/NOTES
1	13243258	LT Mast/Carriage Assembly 622MV-48H	1	
-	13488259	- Mast Assembly	1	See Breakdown F - 24.
-	13488432	- Carriage Assembly	1	See Breakdown F - 26.
-	13243274	LT Mast/Carriage Assembly 622MV-60H	1	
-	13488259	- Mast Assembly	1	See Breakdown F - 24.
-	13488457	- Carriage Assembly	1	See Breakdown F - 28.
-	13243316	LT Mast/Carriage Assembly 622MV-60S	1	
-	13488259	- Mast Assembly	1	See Breakdown F - 24.
-	13488473	- Carriage Assembly	1	See Breakdown F - 30.
-	13243332	LT Mast/Carriage Assembly 622MV-84S	1	
-	13488259	- Mast Assembly	1	See Breakdown F - 24.
-	13488507	- Carriage Assembly	1	See Breakdown F - 32.
2	59004879	Decal: 22ft	1	

MAST ASSEMBLY (13488259) - INTERNAL BREAKDOWN

Dwg 13243258/00



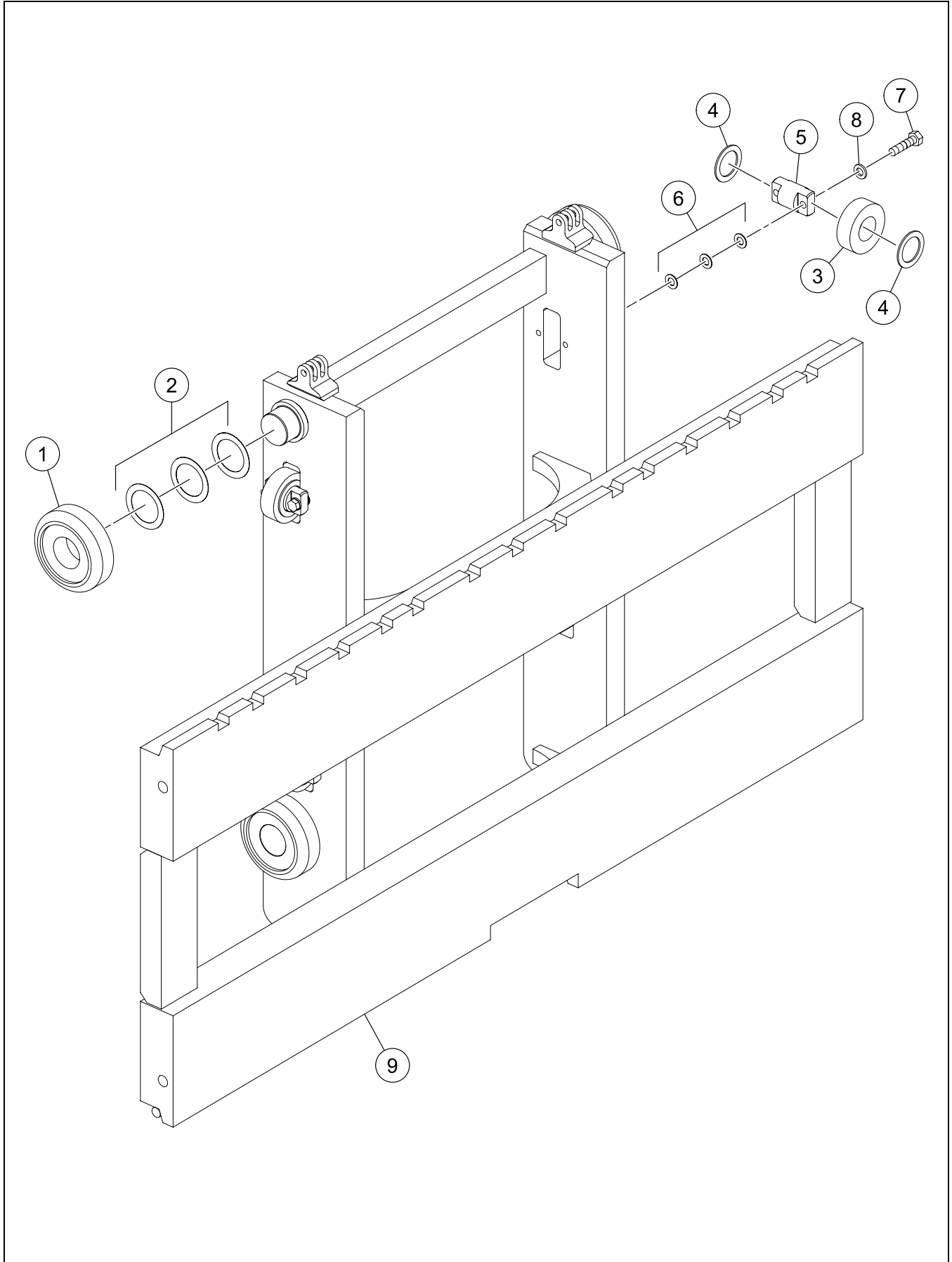
MAST ASSEMBLY (13488259) - INTERNAL BREAKDOWN

BOM 13488259

ITEM	COMM. NO.	DESCRIPTION	QTY	DIMENSIONS/NOTES
1	13488267	Main Lift Cylinder	1	
-	13488275	- Cylinder Seal Kit	1	
2	13487764	Check Valve Kit	1	
-	13487772	- Valve Cartridge	1	
-	13489166	- Capscrew	2	M10 x 45
-	13489174	- Lockwasher	2	
3	13444047	Cotter Pin	8	
4	13488283	Jam Nut	2	
5	13488291	Nut	2	
6	13444054	Chain Anchor	4	
7	13487780	Jam Nut	4	
8	13487798	Full Nut	4	
9	13444062	Cotter Pin	4	
10	13335674	Bearing Load Roller	6	
11	13487848	Load Roller Shim	58	
12	13428883	Load Roller	2	
13	13487830	Load Roller Shim	6	
14	13487806	Wear Plug	2	
15	13487814	Wear Plug Shim	12	
16	13487822	Thrust Puck	8	
17	13487855	Thrust Puck Shim	8	
18	13488309	Pin	2	
19	13487889	Cylinder Shim	12	
20	13444039	Pin	2	
21	13487871	Retaining Screw	2	
22	13487913	Set Screw	8	
23	13487921	Capscrew	2	
24	13487939	Lockwasher	2	
25	13487905	Snap Ring	2	
26	13487863	Retainer Clip	2	
27	13360714	Chain Sheave	2	
28	13488317	Wear Plug Shim	10	
29	13488325	Wear Plug	2	
30	13360722	Chain Sheave Crosshead	2	
31	13488333	Pin Assembly	2	
32	13488341	Lockwasher	2	
33	13488358	Capscrew (Not Shown)	2	
34	13488366	Clevis Pin (Not Shown)	2	
35	13488374	Chain Anchor	2	
36	13487897	Cylinder Washer Shim	2	
37	13488382	Outer Frame	1	
38	13488390	Intermediate Frame	1	
39	13488408	Inner Frame	1	
40	13488416	Rear Main Chain	1	
41	13488424	Front Main Chain	1	
42	13488432	Carriage Assembly	1	See Breakdown F - 26.
43	13335799	Valve Ext Fuse	1	
44	13489208	Hose	2	
45	13489133	Fitting	3	
46	13489216	Fitting	1	

CARRIAGE ASSEMBLY (13488432) - INTERNAL BREAKDOWN

Dwg 13243274/00



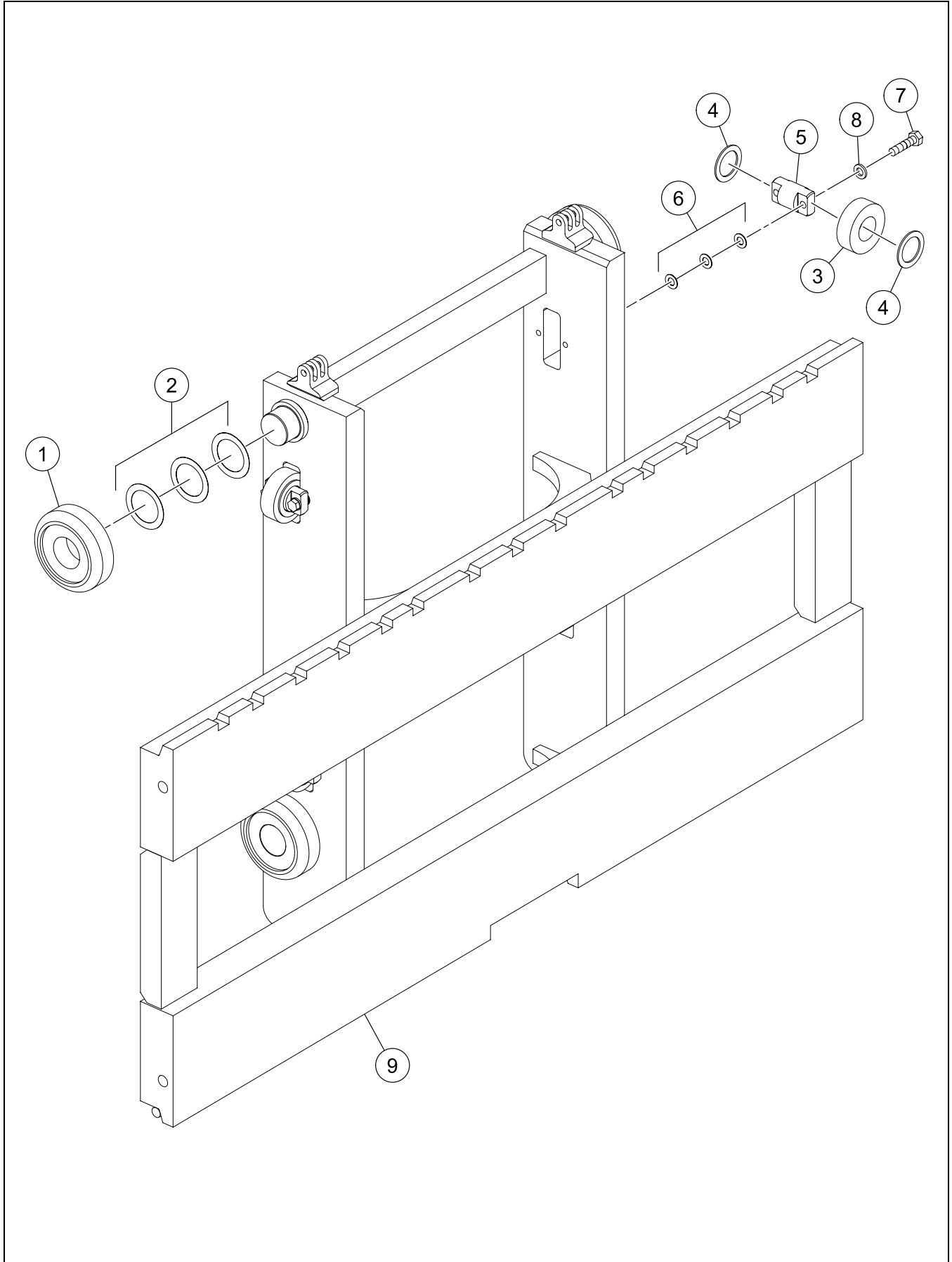
**CARRIAGE ASSEMBLY (13488432) - INTERNAL
BREAKDOWN**

BOM 13488432

ITEM	COMM. NO.	DESCRIPTION	QTY	DIMENSIONS/NOTES
1	13335674	Bearing Load Roller	4	
2	13487848	Load Roller Shim	12	
3	13488010	Side Thrust Roller	4	
4	13488036	Side Thrust Roller Washer	8	
5	13488028	Side Thrust Roller Axle	4	
6	13488044	Side Thrust Roller Shim	24	
7	13488069	Capscrew	8	
8	13488051	Lockwasher	8	
9	13488440	Carriage	1	

CARRIAGE ASSEMBLY (13488457) - INTERNAL BREAKDOWN

Dwg 13243274/00



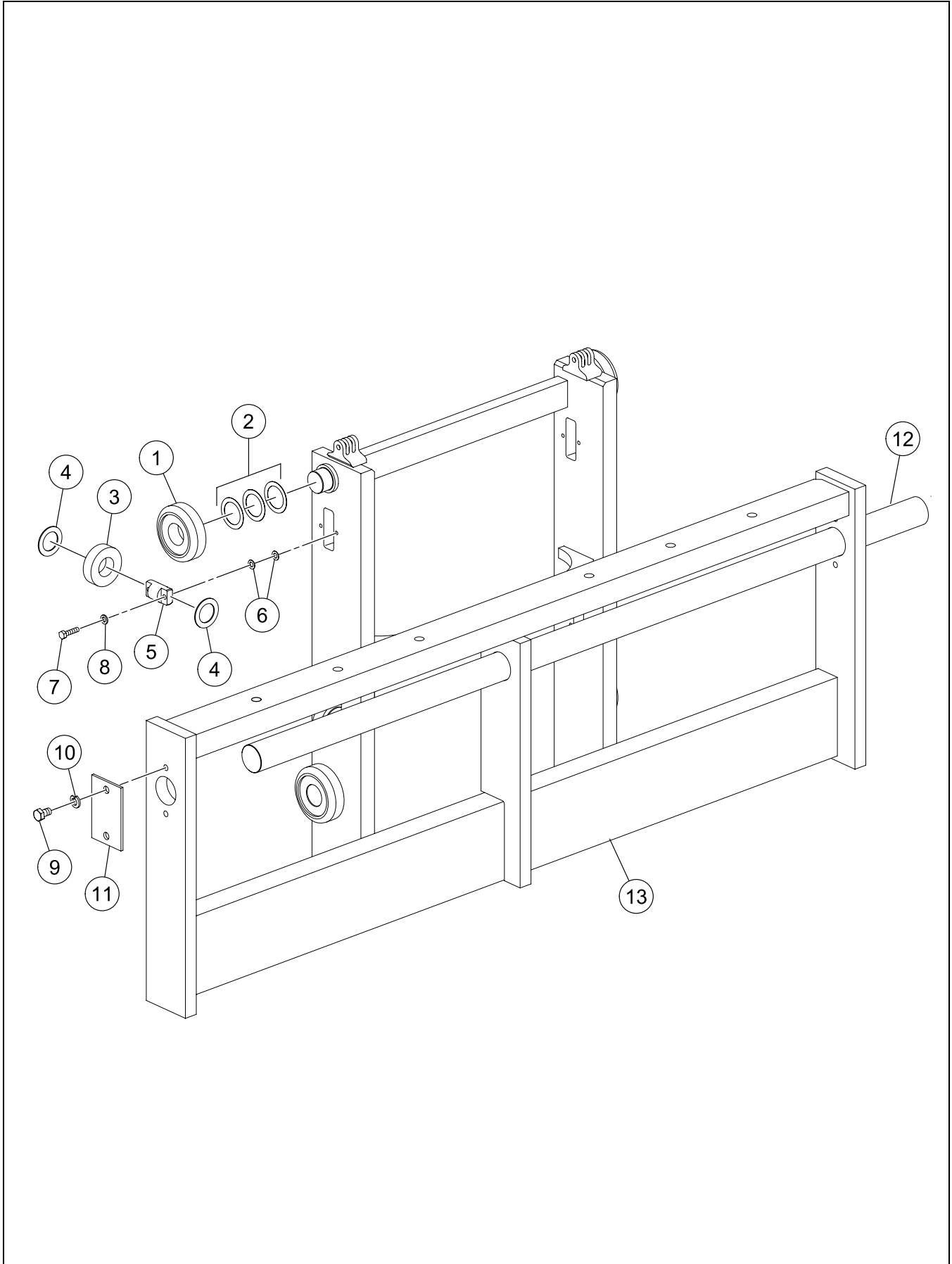
**CARRIAGE ASSEMBLY (13488457) - INTERNAL
BREAKDOWN**

BOM 13488457

ITEM	COMM. NO.	DESCRIPTION	QTY	DIMENSIONS/NOTES
1	13335674	Bearing Load Roller	4	
2	13487848	Load Roller Shim	12	
3	13488010	Side Thrust Roller	4	
4	13488036	Side Thrust Roller Washer	8	
5	13488028	Side Thrust Roller Axle	4	
6	13488044	Side Thrust Roller Shim	24	
7	13488069	Capscrew	8	
8	13488051	Lockwasher	8	
9	13488465	Carriage	1	

CARRIAGE ASSEMBLY (13488473) - INTERNAL BREAKDOWN

Dwg 13243332/00



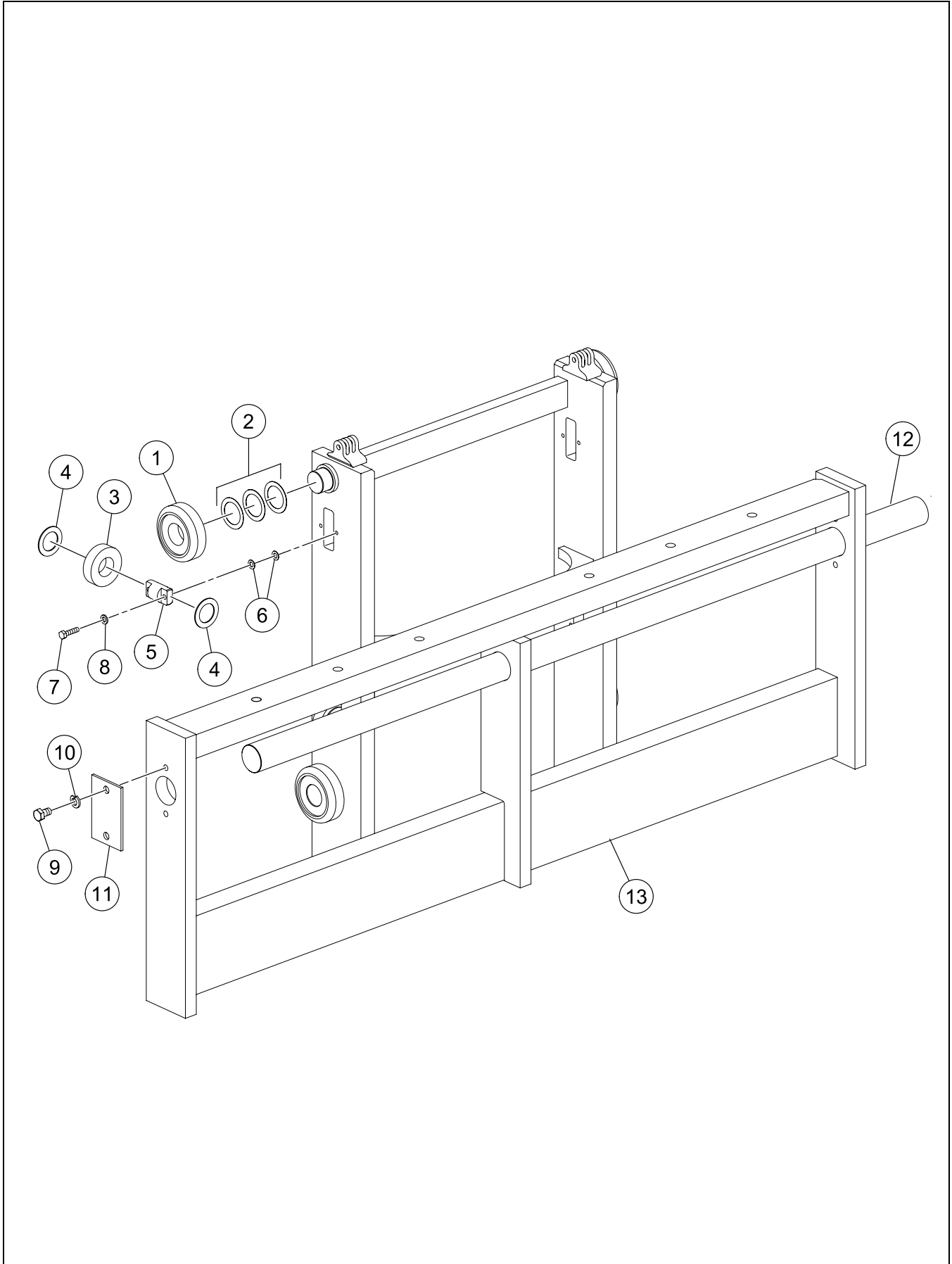
**CARRIAGE ASSEMBLY (13488473) - INTERNAL
BREAKDOWN**

BOM 13488473

ITEM	COMM. NO.	DESCRIPTION	QTY	DIMENSIONS/NOTES
1	13335674	Bearing Load Roller	4	
2	13487848	Load Roller Shim	12	
3	13488010	Side Thrust Roller	4	
4	13488036	Side Thrust Roller Washer	8	
5	13488028	Side Thrust Roller Axle	4	
6	13488044	Side Thrust Roller Shim	24	
7	13488069	Capscrew	8	
8	13488051	Lockwasher	8	
9	13488176	Capscrew	1	
10	13488192	Lockwasher	4	
11	13488184	Tube End Stop	2	
12	13488481	Fork Pin	1	
13	13488499	Carriage	1	

CARRIAGE ASSEMBLY (13488507) - INTERNAL BREAKDOWN

Dwg 13243332/00



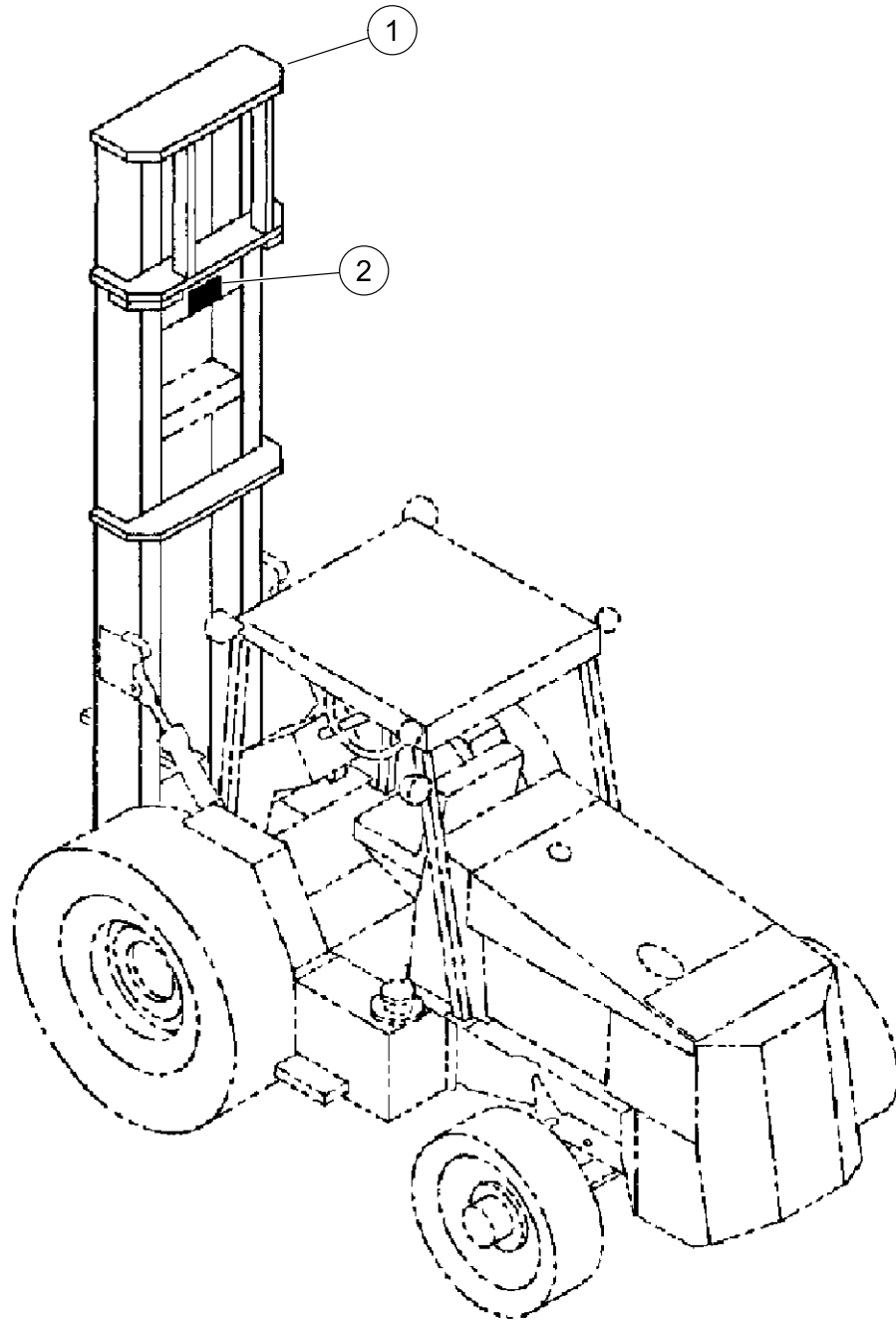
**CARRIAGE ASSEMBLY (13488507) - INTERNAL
BREAKDOWN**

BOM 13488507

ITEM	COMM. NO.	DESCRIPTION	QTY	DIMENSIONS/NOTES
1	13335674	Bearing Load Roller	4	
2	13487848	Load Roller Shim	12	
3	13488010	Side Thrust Roller	4	
4	13488036	Side Thrust Roller Washer	8	
5	13488028	Side Thrust Roller Axle	4	
6	13488044	Side Thrust Roller Shim	24	
7	13488069	Capscrew	8	
8	13488051	Lockwasher	8	
9	13488176	Capscrew	1	
10	13488192	Lockwasher	4	
11	13488184	Tube End Stop	2	
12	13488523	Fork Pin	1	
13	13488556	Carriage	1	

MAST/CARRIAGE ASSEMBLY - 814FL

Dwg D13176912/00



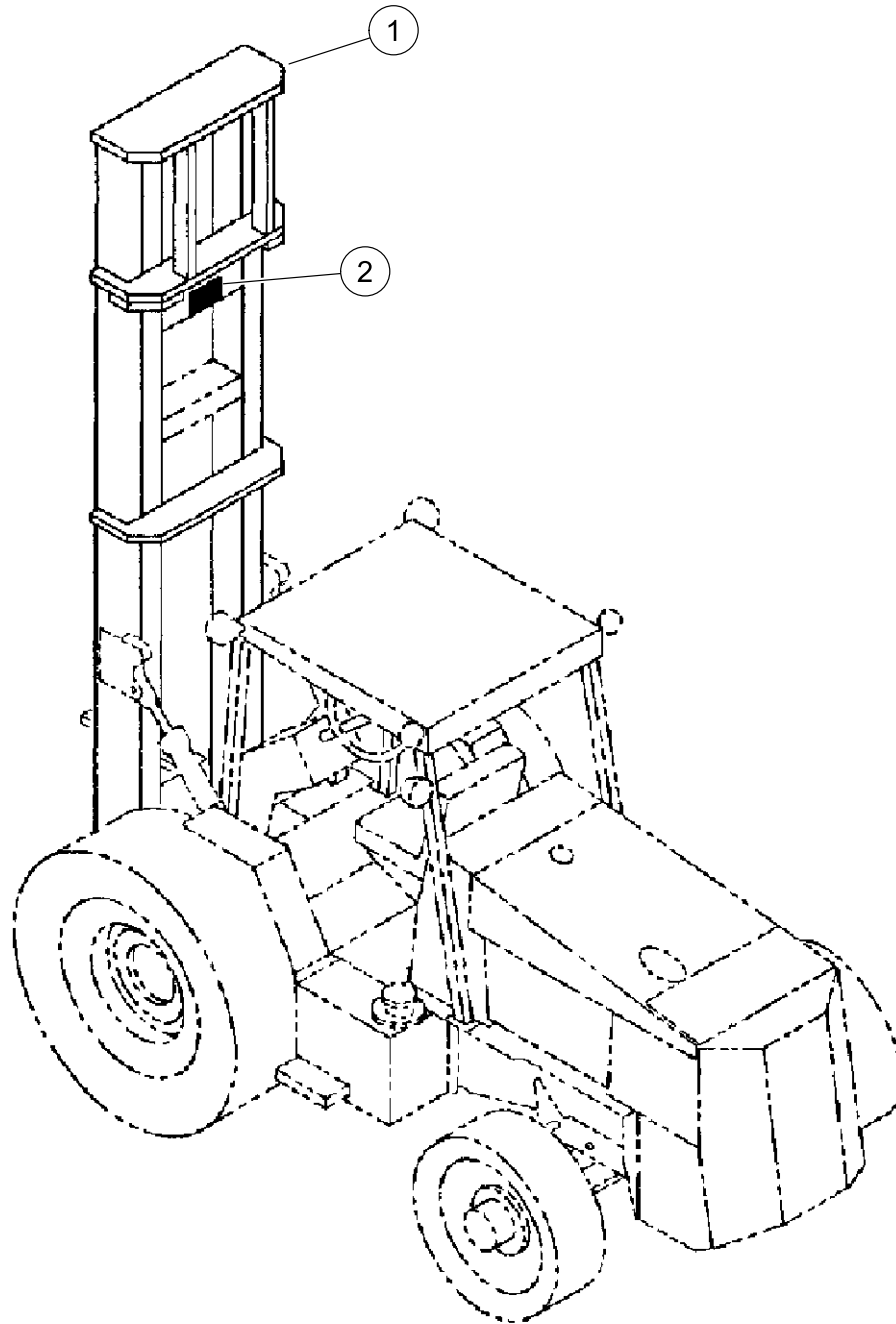
MAST/CARRIAGE ASSEMBLY - 814FL

BOM 59283887, 59283895

ITEM	COMM. NO.	DESCRIPTION	QTY	DIMENSIONS/NOTES
1	59283770	LT Mast/Carriage Assembly 814FL-60H	1	
-	59283788	LT Mast/Carriage Assembly 814FL-60S	1	
2	59004846	Decal: 14ft	1	

MAST/CARRIAGE ASSEMBLY - 815MV

Dwg D13176912/00



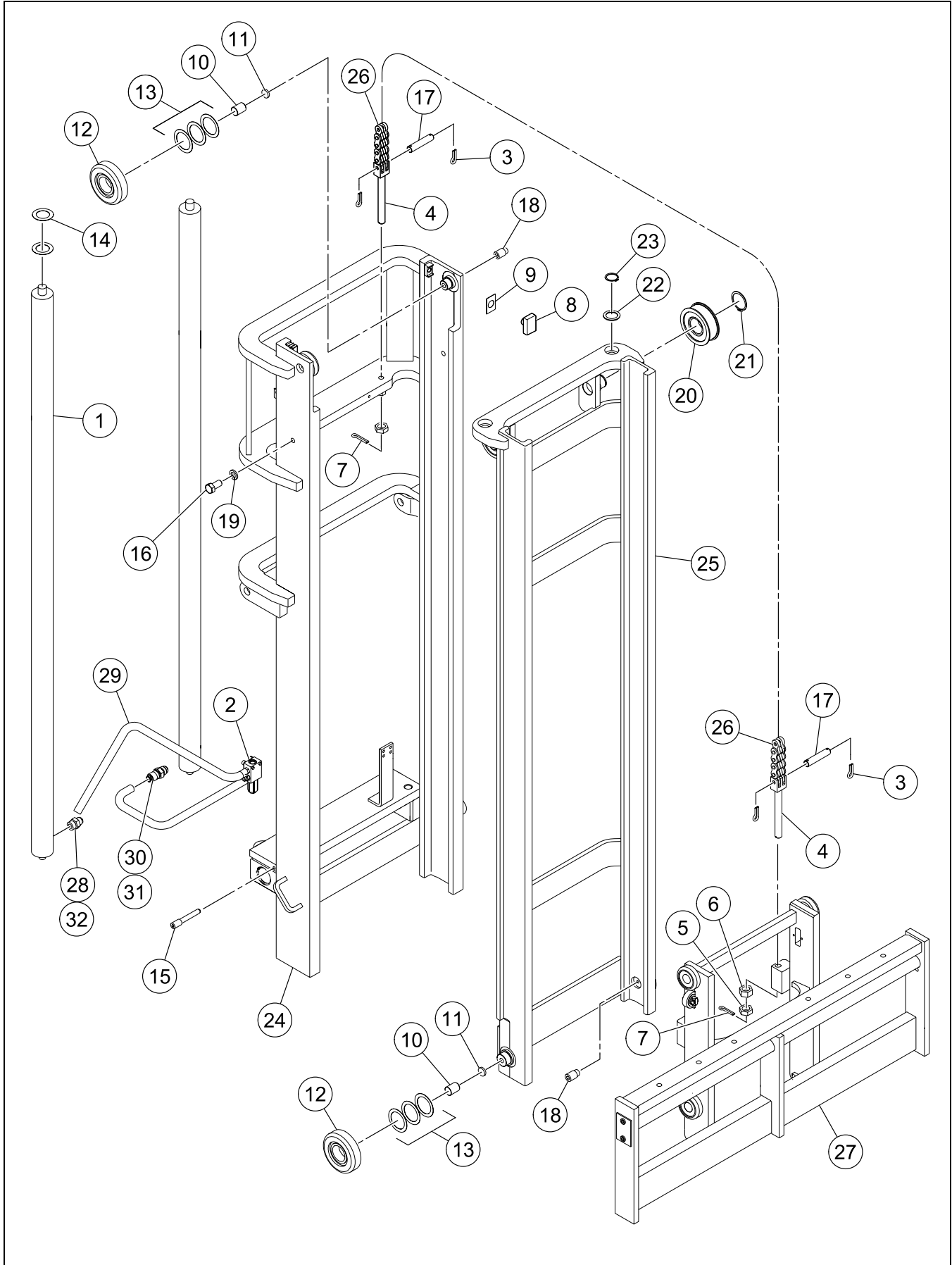
MAST/CARRIAGE ASSEMBLY - 815MV

BOM 13243365, 13243340, 13243407, 13243423

ITEM	COMM. NO.	DESCRIPTION	QTY	DIMENSIONS/NOTES
1	13243373	LT Mast/Carriage Assembly 815MV-48H	1	
-	13488564	- Mast Assembly	1	See Breakdown F - 38.
-	13488689	- Carriage Assembly	1	See Breakdown F - 40.
-	13243357	LT Mast/Carriage Assembly 815MV-60H	1	
-	13488564	- Mast Assembly	1	See Breakdown F - 38.
-	13488788	- Carriage Assembly	1	See Breakdown F - 42.
-	13243415	LT Mast/Carriage Assembly 815MV-60S	1	
-	13488564	- Mast Assembly	1	See Breakdown F - 38.
-	13488804	- Carriage Assembly	1	See Breakdown F - 44.
-	13243431	LT Mast/Carriage Assembly 815MV-84S	1	
-	13488564	- Mast Assembly	1	See Breakdown F - 38.
-	13488838	- Carriage Assembly	1	See Breakdown F - 46.
2	59004853	Decal: 15ft	1	

MAST ASSEMBLY (13488564) - INTERNAL BREAKDOWN

Dwg 13243373/00



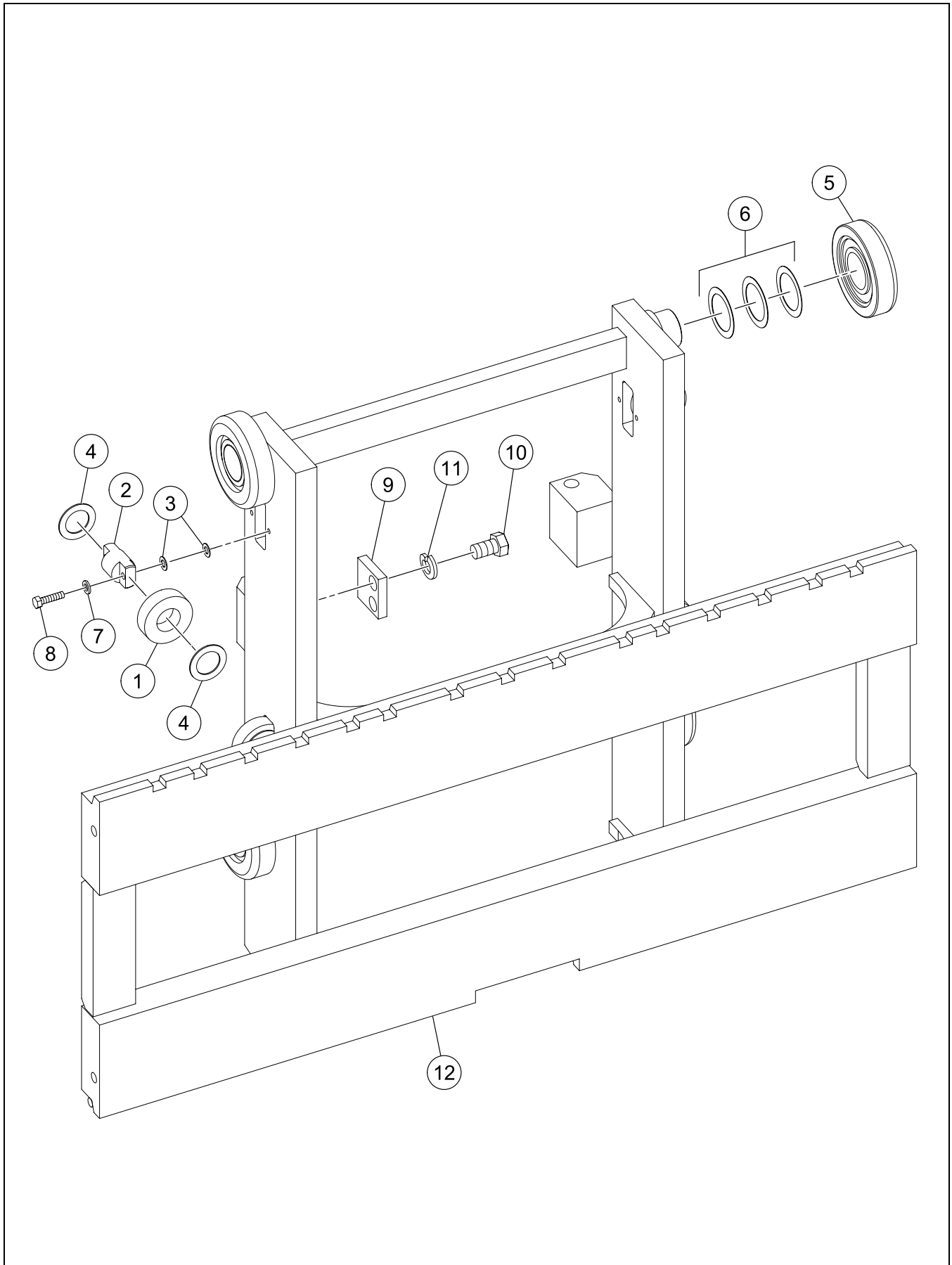
MAST ASSEMBLY (13488564) - INTERNAL BREAKDOWN

BOM 13488564

ITEM	COMM. NO.	DESCRIPTION	QTY	DIMENSIONS/NOTES
1	13462700	Cylinder	1	M10 x 45
-	13431804	- Seal Kit	1	
2	13487764	Check Valve Kit	1	
-	13487772	- Valve Cartridge	1	
-	13489166	- Capscrew	2	
-	13489174	- Lockwasher	2	
3	13444047	Cotter Pin	8	
4	13488572	Chain Anchor	4	
5	13487780	Jam Nut	4	
6	13487798	Full Nut	4	
7	13444062	Cotter Pin	4	
8	13488580	Wear Plug	2	
9	13488317	Wear Plug Shim	6	
10	13487822	Thrust Puck	4	
11	13487855	Thrust Puck Shim	4	
12	13428883	Load Roller	2	
13	13487830	Load Roller Shim	6	
14	13487889	Cylinder Shim	4	
15	13487871	Retaining Screw	2	
16	13487921	Capscrew	2	
17	13488598	Chain Anchor Pin	4	
18	13487913	Set Screw	4	
19	13487939	Lockwasher	2	
20	13488606	Sheave Assembly	2	
21	13488614	Retainer Clip	2	
22	13487897	Cylinder Washer Shim	10	
23	13487905	Snap Ring	2	
24	13488622	Outer Frame	1	
25	13488655	Inner Frame	1	
26	13488663	Main Lift Chain	2	
27	13488689	Carriage Assembly	1	See Breakdown F - 40.
28	13335799	Valve Ext Fuse	1	
29	13489224	Hose	2	
30	13489133	Fitting	3	
31	13489141	Plug	1	
32	13489158	Fitting	1	

CARRIAGE ASSEMBLY (13488689) - INTERNAL BREAKDOWN

Dwg 13243357/00



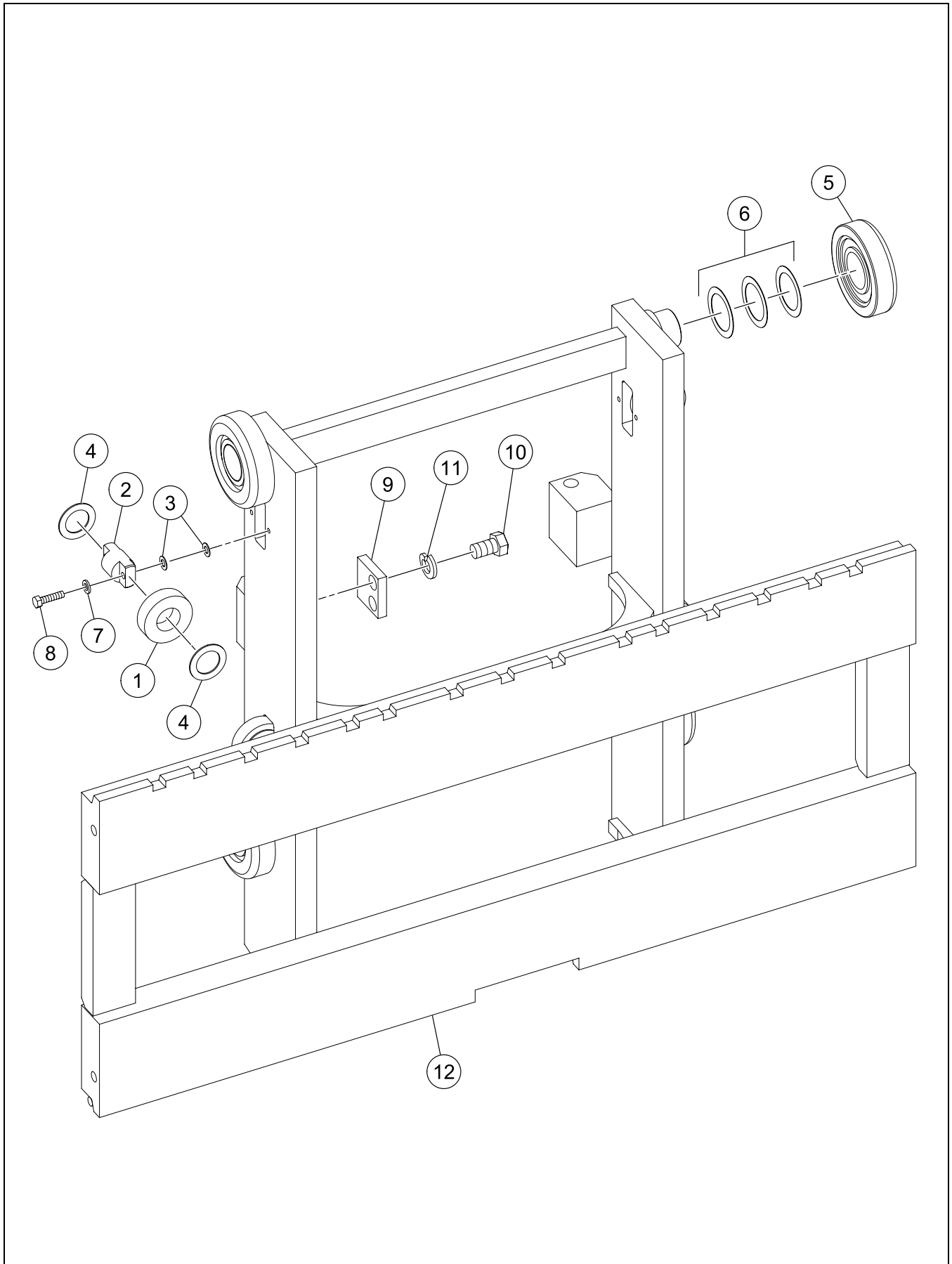
**CARRIAGE ASSEMBLY (13488689) - INTERNAL
BREAKDOWN**

BOM 13488689

ITEM	COMM. NO.	DESCRIPTION	QTY	DIMENSIONS/NOTES
1	13488705	Side Thrust Roller	4	
2	13488762	Side Thrust Roller Axle	8	
3	13488044	Side Thrust Roller Shim	16	
4	13488150	Thrust Washer	8	
5	13428883	Load Roller	4	
6	13487830	Load Roller Shim	12	
7	13488051	Lockwasher	8	
8	13488069	Capscrew	8	
9	13488077	Carriage Stop Plate	1	
10	13488093	Lockwasher	2	
11	13488085	Capscrew	2	
12	13488770	Carriage	1	

CARRIAGE ASSEMBLY (13488788) - INTERNAL BREAKDOWN

Dwg 13243357/00



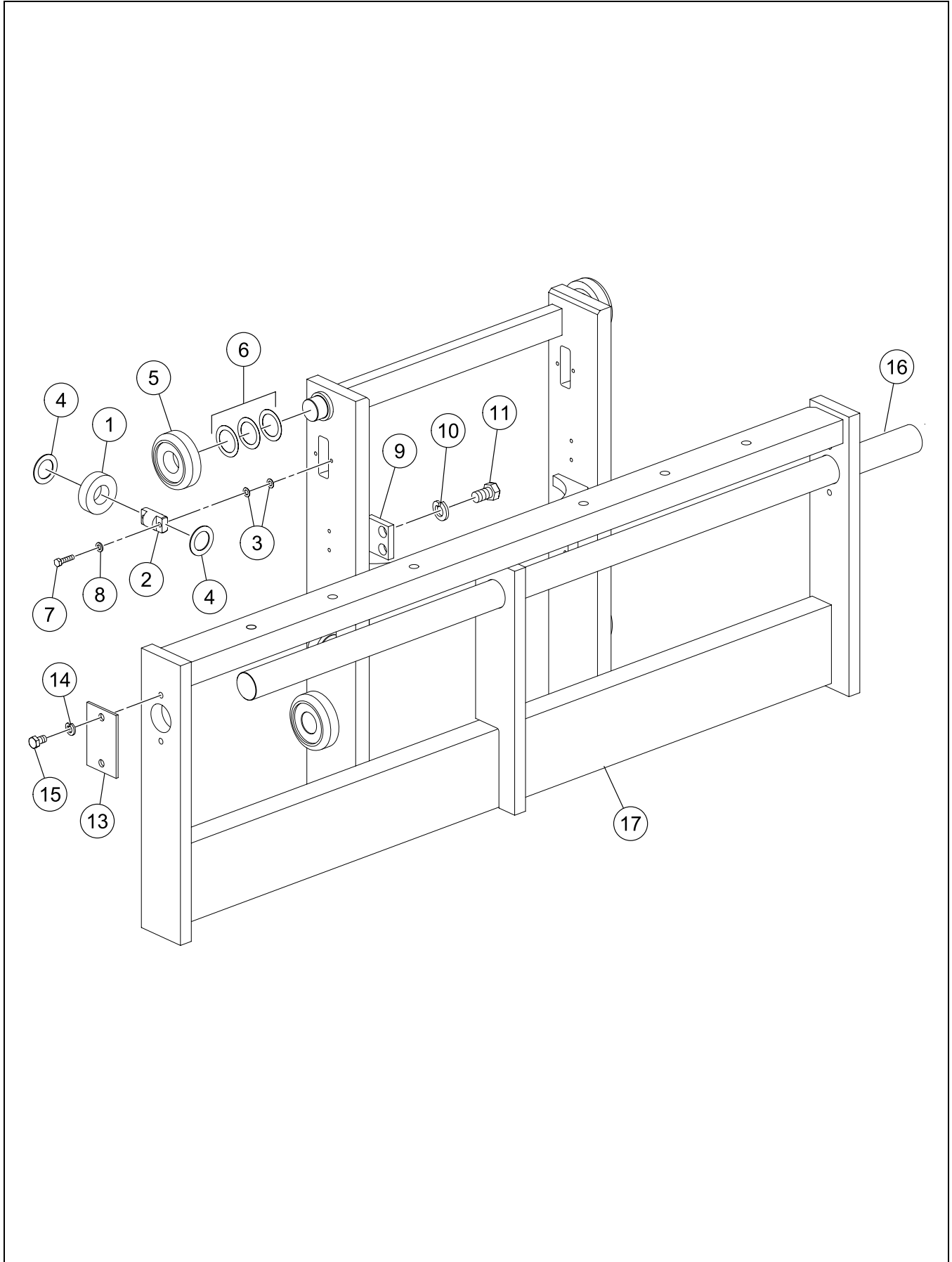
**CARRIAGE ASSEMBLY (13488788) - INTERNAL
BREAKDOWN**

BOM 13488788

ITEM	COMM. NO.	DESCRIPTION	QTY	DIMENSIONS/NOTES
1	13488705	Side Thrust Roller	4	
2	13488762	Side Thrust Roller Axle	8	
3	13488044	Side Thrust Roller Shim	16	
4	13488150	Thrust Washer	8	
5	13428883	Load Roller	4	
6	13487830	Load Roller Shim	12	
7	13488051	Lockwasher	8	
8	13488069	Capscrew	8	
9	13488077	Carriage Stop Plate	1	
10	13488093	Lockwasher	2	
11	13488085	Capscrew	2	
12	13488796	Carriage	1	

CARRIAGE ASSEMBLY (13488804) - INTERNAL BREAKDOWN

Dwg 13243431/00



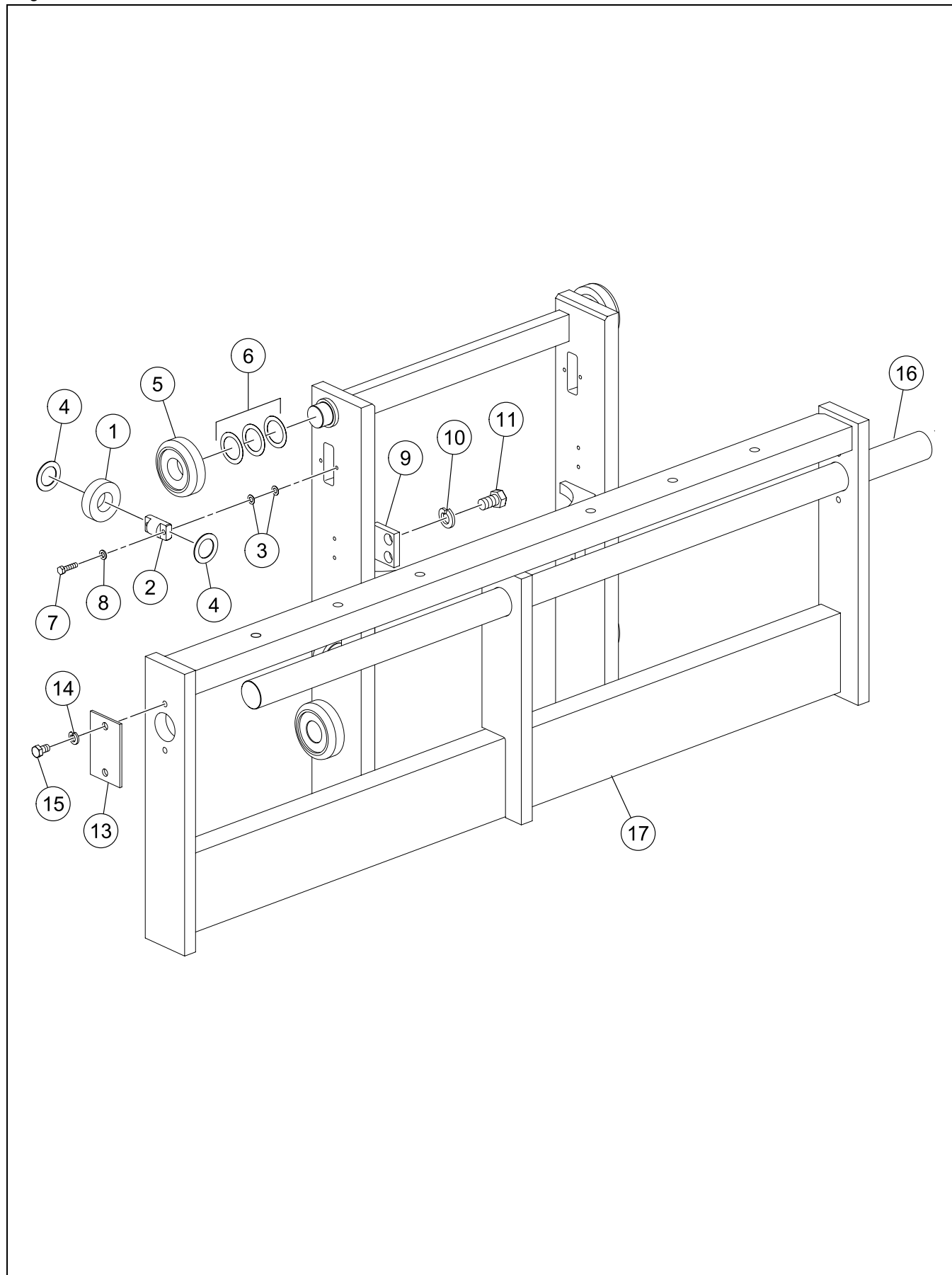
**CARRIAGE ASSEMBLY (13488804) - INTERNAL
BREAKDOWN**

BOM 13488804

ITEM	COMM. NO.	DESCRIPTION	QTY	DIMENSIONS/NOTES
1	13488705	Side Thrust Roller	4	
2	13488762	Side Thrust Roller Axle	8	
3	13488044	Side Thrust Roller Shim	16	
4	13488150	Thrust Washer	8	
5	13428883	Load Roller	4	
6	13487830	Load Roller Shim	12	
7	13488069	Capscrew	8	
8	13488051	Lockwasher	8	
9	13488077	Carriage Stop Plate	1	
10	13488168	Lockwasher	2	
11	13488085	Capscrew	2	
12	13488176	Capscrew (Not Shown)	4	
13	13488184	Tube End Stop	2	
14	13488192	Lockwasher	4	
15	13488176	Capscrew	4	
16	13488812	Fork Pin	1	
17	13488820	Carriage	1	

CARRIAGE ASSEMBLY (13488838) - INTERNAL BREAKDOWN

Dwg 13243431/00



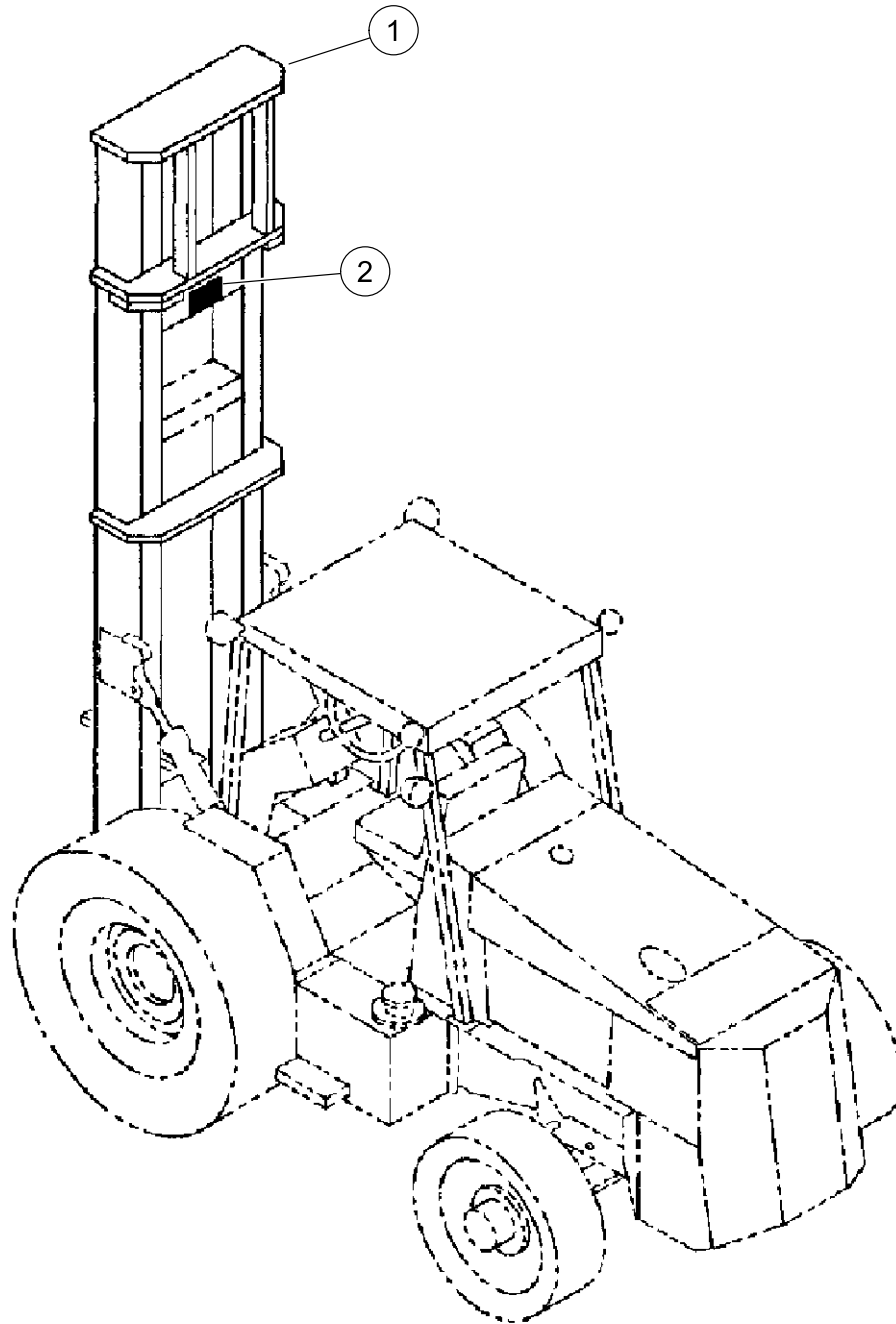
**CARRIAGE ASSEMBLY (13488838) - INTERNAL
BREAKDOWN**

BOM 13488838

ITEM	COMM. NO.	DESCRIPTION	QTY	DIMENSIONS/NOTES
1	13488705	Side Thrust Roller	4	
2	13488762	Side Thrust Roller Axle	8	
3	13488044	Side Thrust Roller Shim	16	
4	13488150	Thrust Washer	8	
5	13428883	Load Roller	4	
6	13487830	Load Roller Shim	12	
7	13488069	Capscrew	8	
8	13488051	Lockwasher	8	
9	13488077	Carriage Stop Plate	1	
10	13488168	Lockwasher	2	
11	13488085	Capscrew	2	
12	13488176	Capscrew (Not Shown)	4	
13	13488184	Tube End Stop	2	
14	13488192	Lockwasher	4	
15	13488176	Capscrew	4	
16	13488846	Fork Pin	1	
17	13488853	Carriage	1	

MAST/CARRIAGE ASSEMBLY - 816FL

Dwg D13176912/00



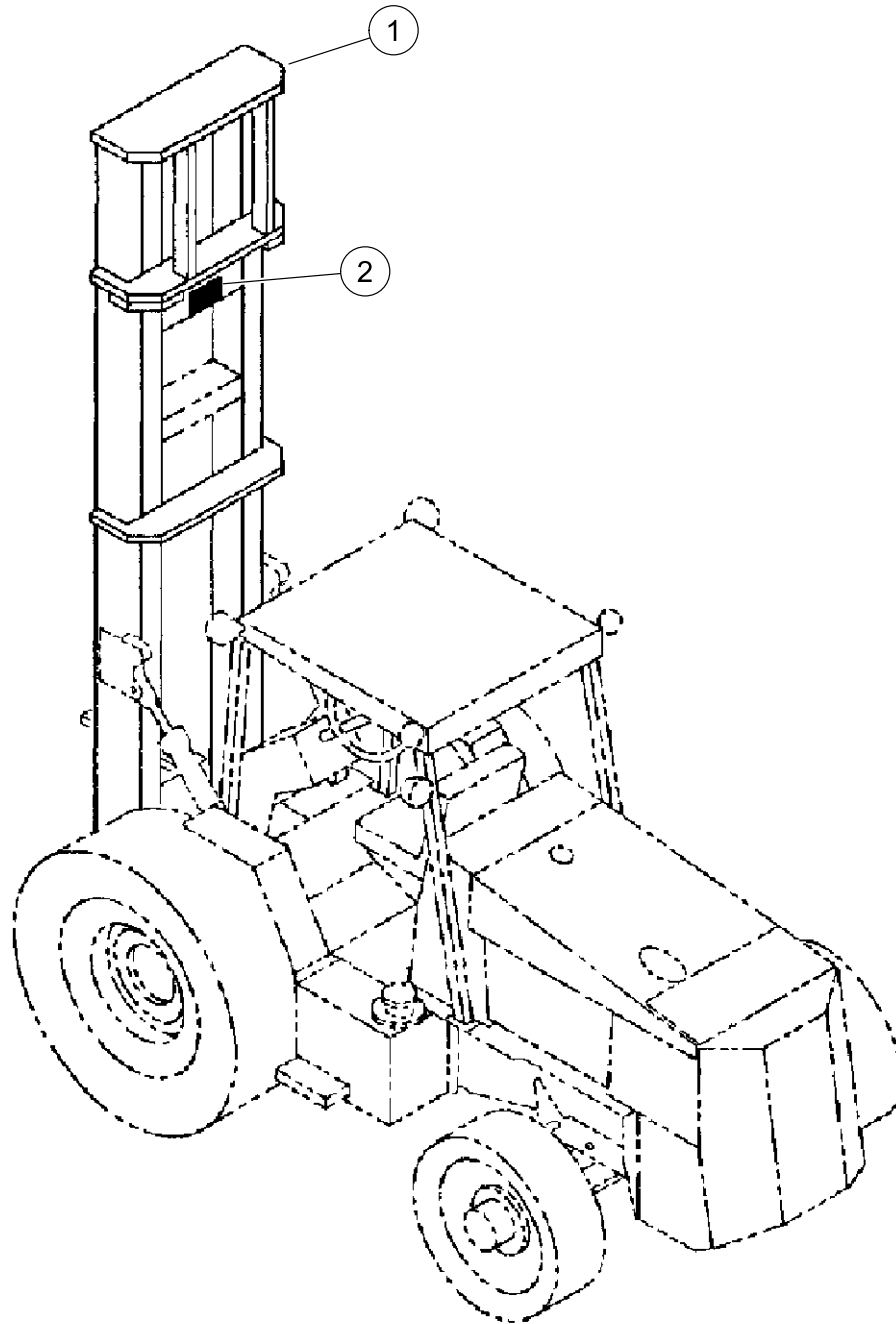
MAST/CARRIAGE ASSEMBLY - 816FL

BOM 13165261

ITEM	COMM. NO.	DESCRIPTION	QTY	DIMENSIONS/NOTES
1	13165279	LT Mast/Carriage Assembly 816FL-60H	1	
2	59004861	Decal: 16ft	1	

MAST/CARRIAGE ASSEMBLY - 822FL

Dwg D13176912/00



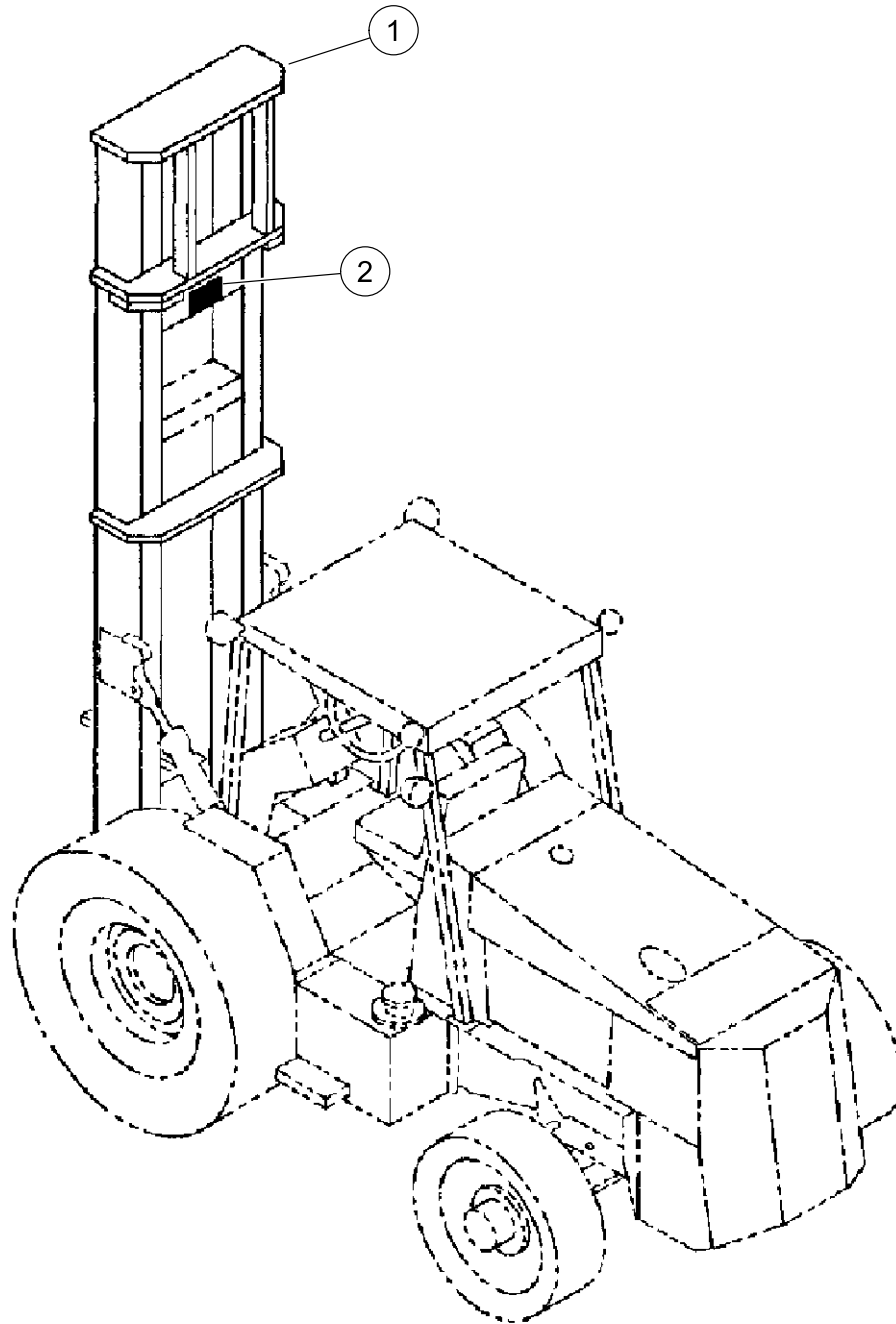
MAST/CARRIAGE ASSEMBLY - 822FL

BOM 59285908, 59285916, 59285924

ITEM	COMM. NO.	DESCRIPTION	QTY	DIMENSIONS/NOTES
1	59283796	LT Mast/Carriage Assembly 822FL-60H	1	
-	59283804	LT Mast/Carriage Assembly 822FL-60S	1	
-	59283812	LT Mast/Carriage Assembly 822FL-84S	1	
2	59004879	Decal: 22ft	1	

MAST/CARRIAGE ASSEMBLY - 822MV

Dwg D13176912/00



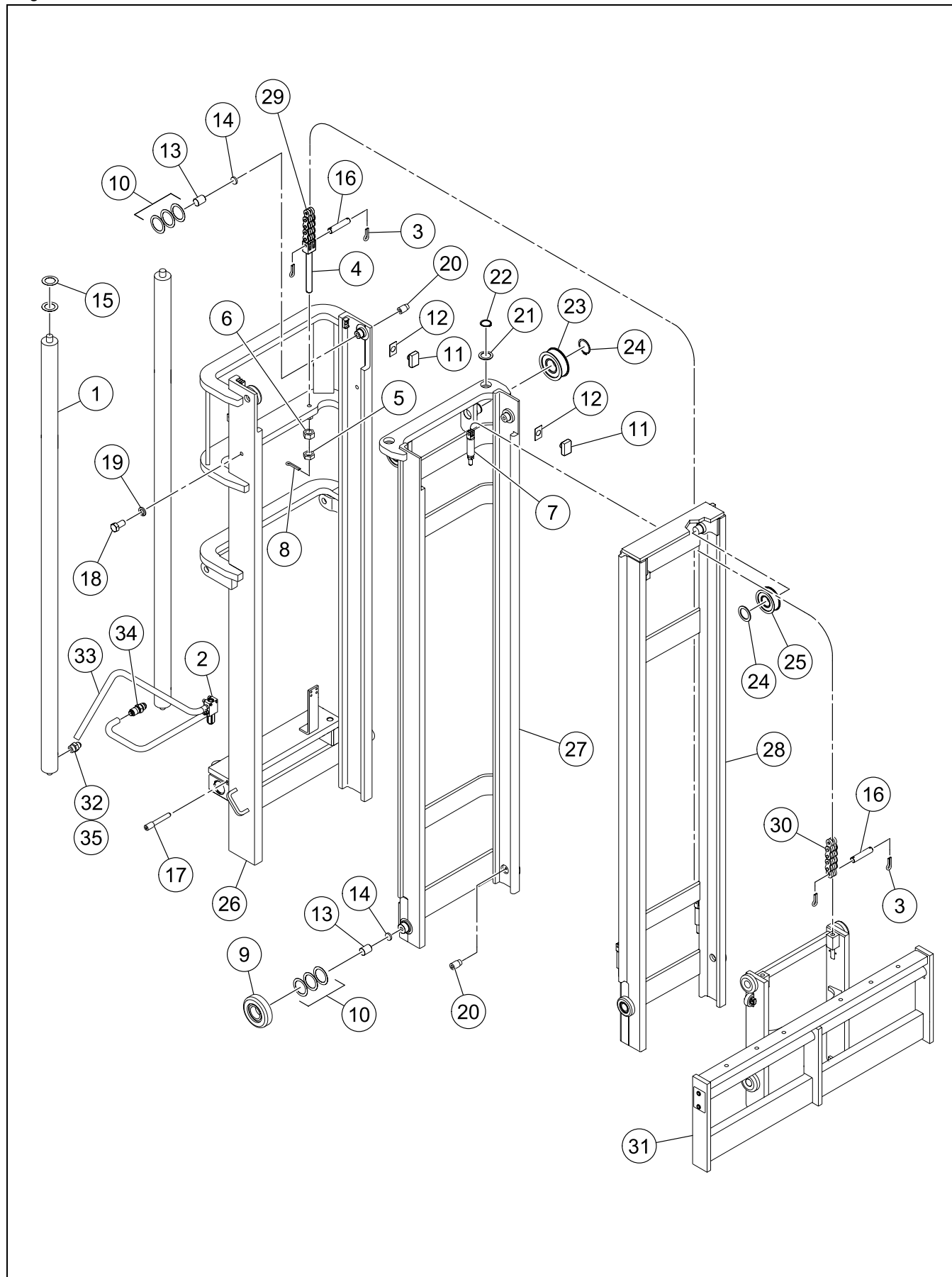
MAST/CARRIAGE ASSEMBLY - 822MV

BOM 13243464, 13243449, 13243506, 13243522

ITEM	COMM. NO.	DESCRIPTION	QTY	DIMENSIONS/NOTES
1	13243472	LT Mast/Carriage Assembly 822MV-48H	1	
-	13488861	- Mast Assembly	1	See Breakdown F - 54.
-	13488960	- Carriage Assembly	1	See Breakdown F - 56.
-	13243456	LT Mast/Carriage Assembly 822MV-60H	1	
-	13488861	- Mast Assembly	1	See Breakdown F - 54.
-	13488986	- Carriage Assembly	1	See Breakdown F - 58.
-	13243514	LT Mast/Carriage Assembly 822MV-60S	1	
-	13488861	- Mast Assembly	1	See Breakdown F - 54.
-	13489000	- Carriage Assembly	1	See Breakdown F - 60.
-	13243530	LT Mast/Carriage Assembly 822MV-60S	1	
-	13488861	- Mast Assembly	1	See Breakdown F - 54.
-	13489034	- Carriage Assembly	1	See Breakdown F - 62.
2	59004879	Decal: 22ft	1	

MAST ASSEMBLY (13488861) - INTERNAL BREAKDOWN

Dwg 13243472/00



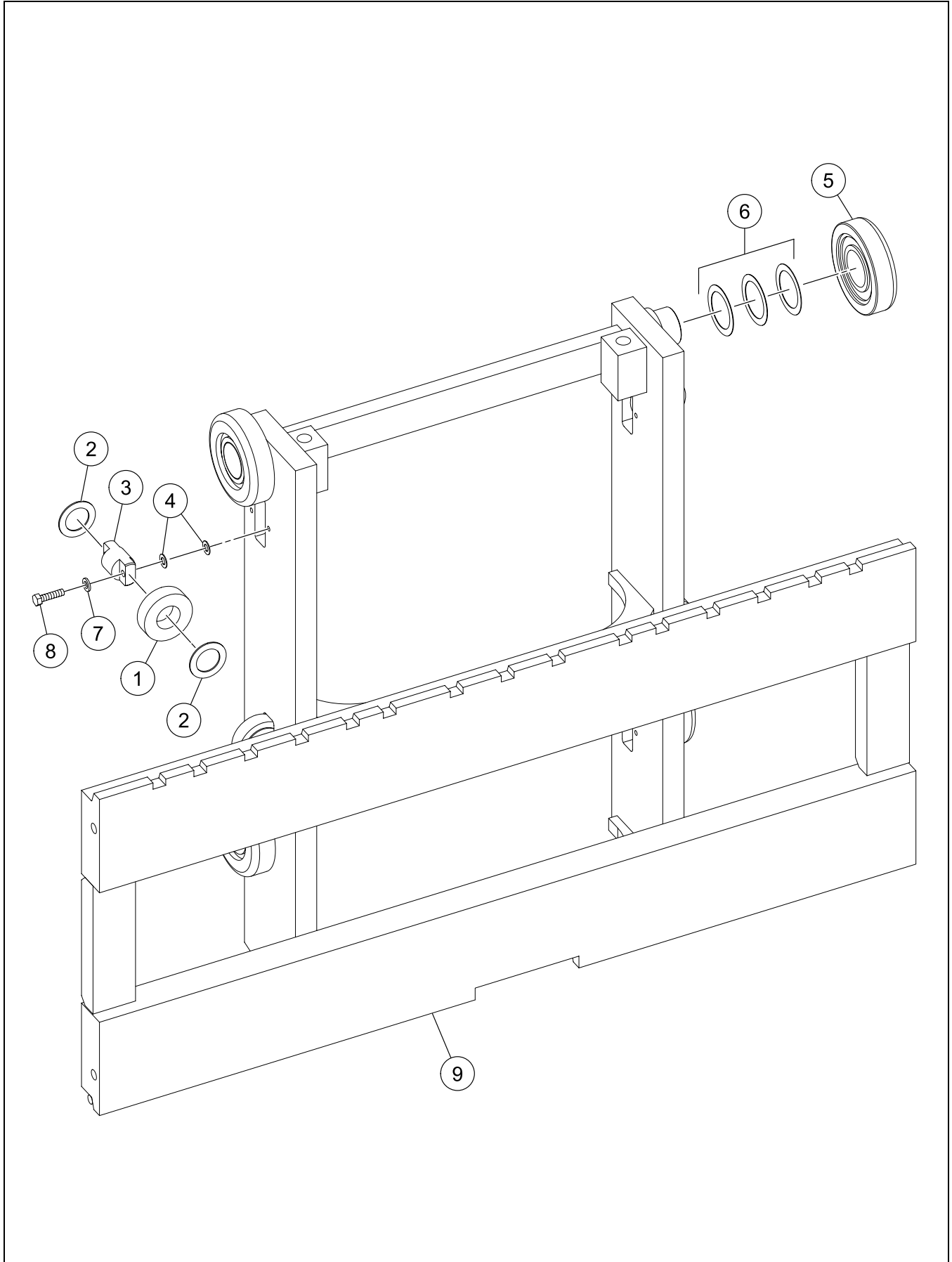
MAST ASSEMBLY (13488861) - INTERNAL BREAKDOWN

BOM 13488861

ITEM	COMM. NO.	DESCRIPTION	QTY	DIMENSIONS/NOTES
1	13488879	Main Lift Cylinder	1	
-	13488887	- Seal Kit	1	
2	13487764	Check Valve Kit	1	
-	13487772	- Valve Cartridge	1	
-	13489166	- Capscrew	2	M10 x 45
-	13489174	- Lockwasher	2	
3	13444047	Cotter Pin	8	
4	13488572	Chain Anchor	4	
5	13487780	Jam Nut	4	
6	13487798	Full Nut	4	
7	13488895	Chain Anchor	4	
8	13444062	Cotter Pin	8	
9	13428883	Load Roller	8	
10	13487830	Load Roller Shim	24	
11	13488580	Wear Plug	2	
12	13488317	Wear Plug Shim	12	
13	13487822	Thrust Puck	8	
14	13487855	Thrust Puck Shim	8	
15	13487889	Cylinder Shim	10	
16	13488598	Chain Anchor Pin	8	
17	13487871	Retaining Screw	2	
18	13487921	Capscrew	2	
19	13487939	Lockwasher	2	
20	13487913	Set Screw	4	
21	13487897	Cylinder Washer Shim	10	
22	13487905	Snap Ring	2	
23	13488606	Sheave Assembly	2	
24	13488614	Retainer Clip	2	
25	13488903	Sheave	1	
26	13488911	Outer Frame	1	
27	13488929	Intermediate Frame	1	
28	13488937	Inner Frame	1	
29	13488945	Rear Main Lift Chain	1	
30	13488952	Front Main Lift Chain	2	
31	13488960	Carriage Assembly	1	See Breakdown F - 56.
32	13335799	Valve Ext Fuse	1	
33	13489224	Hose	2	
34	13489133	Fitting	3	
35	13489141	Plug	1	
36	13489158	Fitting (Not Shown)	1	

CARRIAGE ASSEMBLY (13488960) - INTERNAL BREAKDOWN

Dwg 13243456/00



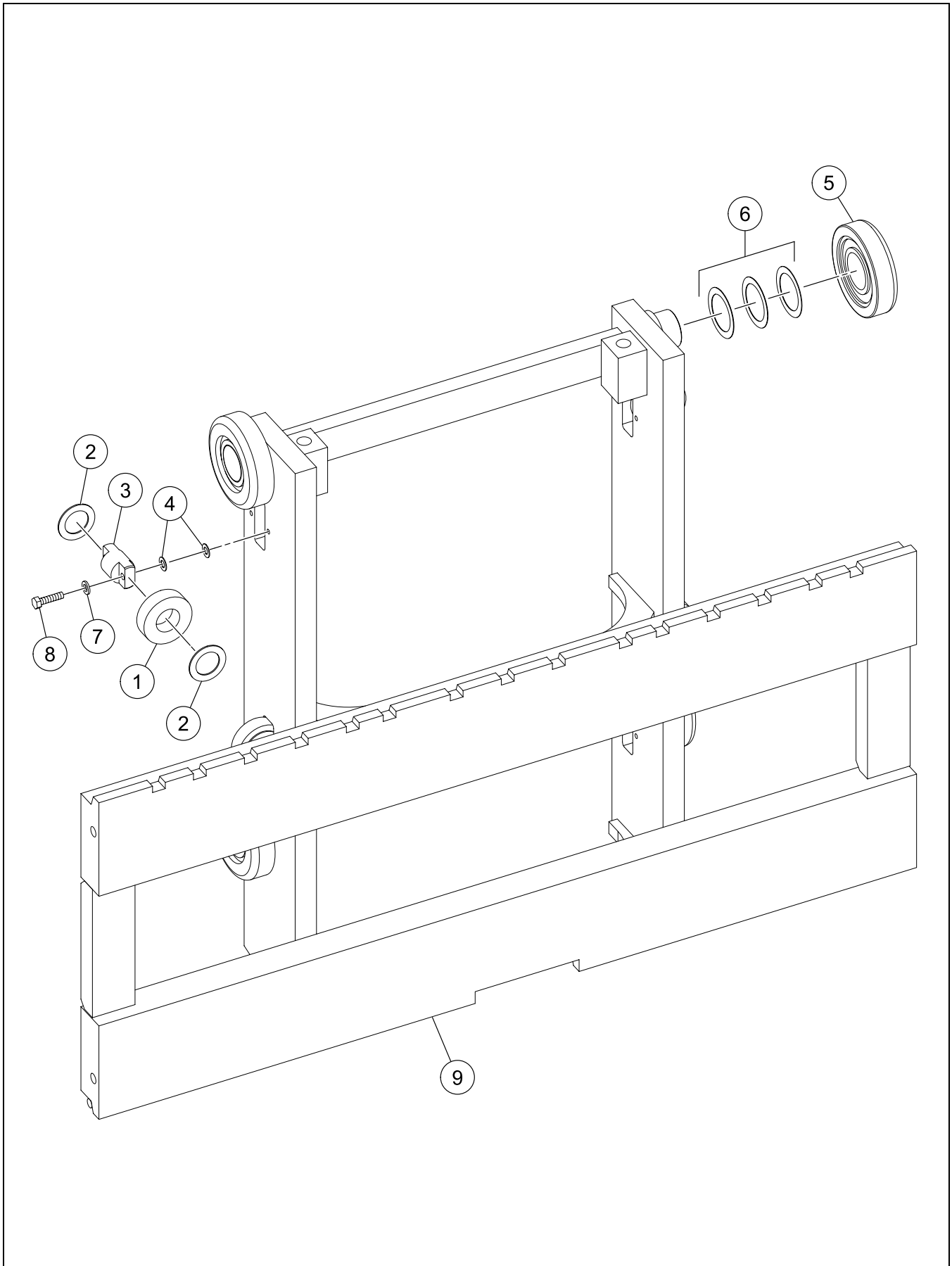
**CARRIAGE ASSEMBLY (13488960) - INTERNAL
BREAKDOWN**

BOM 13488960

ITEM	COMM. NO.	DESCRIPTION	QTY	DIMENSIONS/NOTES
1	13488705	Side Thrust Roller	4	
2	13488150	Thrust Washer	8	
3	13488762	Side Thrust Roller Axle	4	
4	13488044	Side Thrust Roller Shim	24	
5	13428883	Load Roller	4	
6	13487830	Load Roller Shim	12	
7	13488051	Lockwasher	8	
8	13488069	Capscrew	8	
9	13488978	Carriage	1	

CARRIAGE ASSEMBLY (13488986) - INTERNAL BREAKDOWN

Dwg 13243456/00



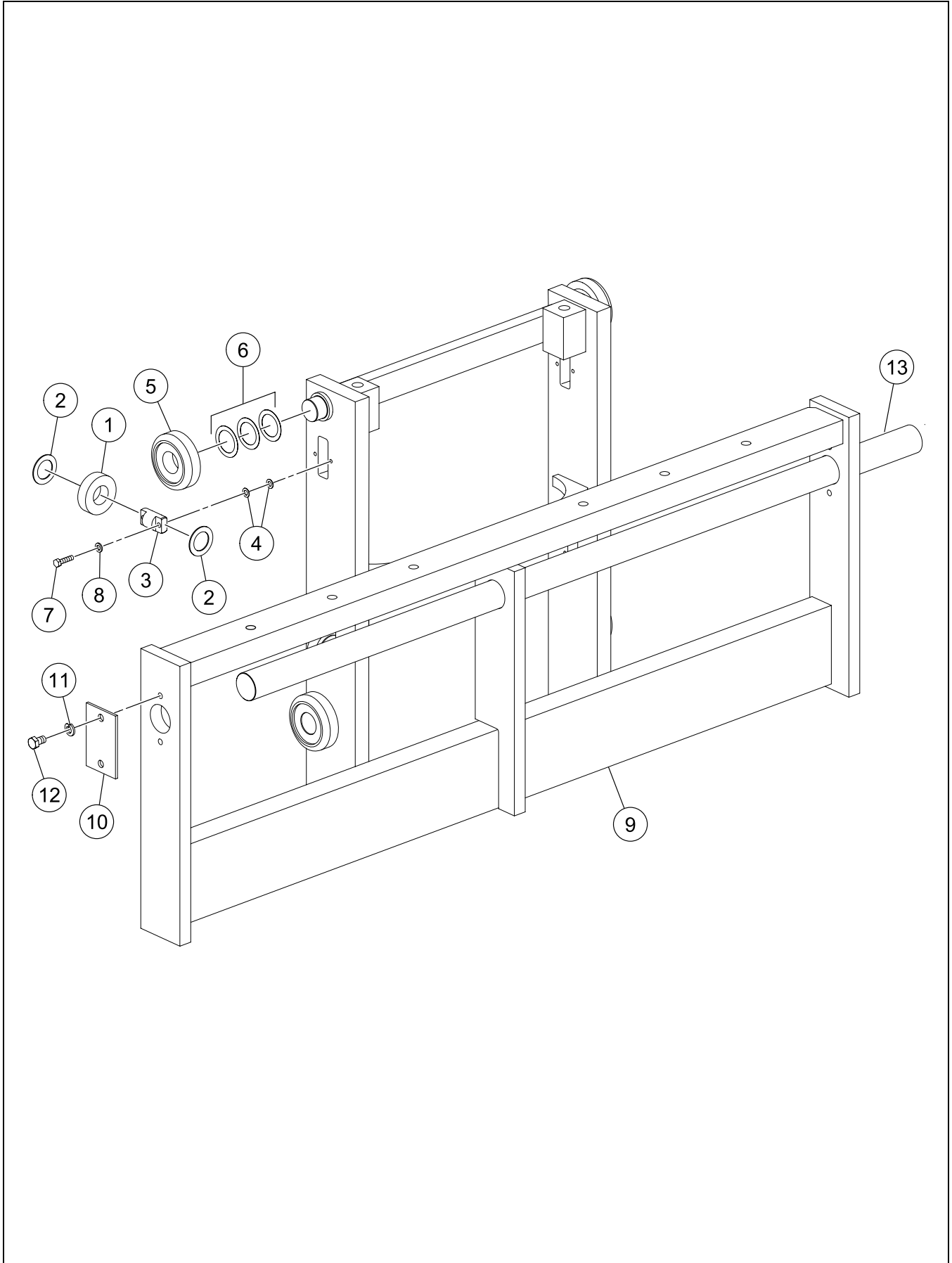
CARRIAGE ASSEMBLY (13488986) - INTERNAL
BREAKDOWN

BOM 13488986

ITEM	COMM. NO.	DESCRIPTION	QTY	DIMENSIONS/NOTES
1	13488705	Side Thrust Roller	4	
2	13488150	Thrust Washer	8	
3	13488762	Side Thrust Roller Axle	4	
4	13488044	Side Thrust Roller Shim	24	
5	13428883	Load Roller	4	
6	13487830	Load Roller Shim	12	
7	13488051	Lockwasher	8	
8	13488069	Capscrew	8	
9	13488994	Carriage	1	

CARRIAGE ASSEMBLY (13489000) - INTERNAL BREAKDOWN

Dwg 13243530/00



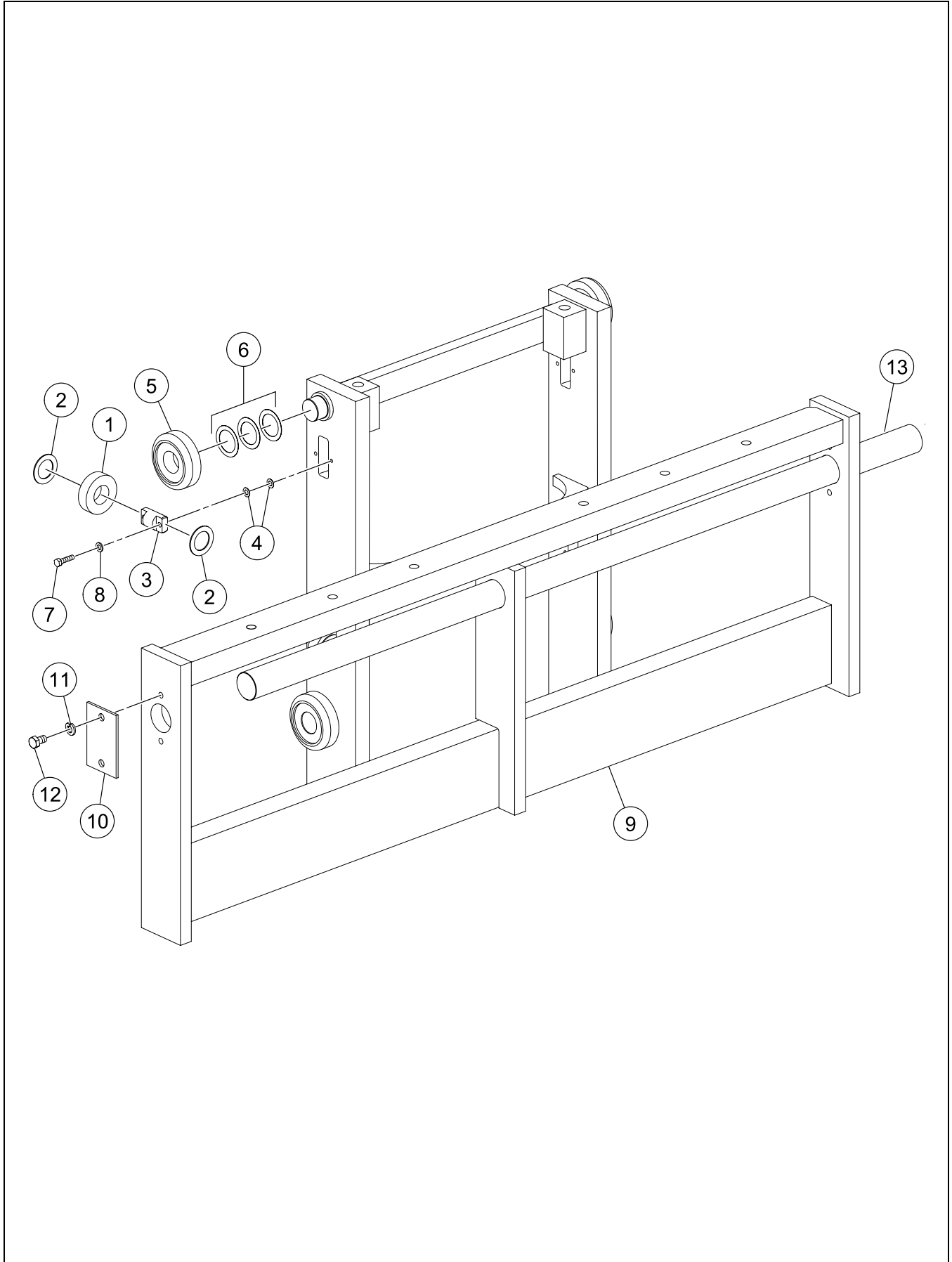
**CARRIAGE ASSEMBLY (13489000) - INTERNAL
BREAKDOWN**

BOM 13489000

ITEM	COMM. NO.	DESCRIPTION	QTY	DIMENSIONS/NOTES
1	13488705	Side Thrust Roller	4	
2	13488150	Thrust Washer	8	
3	13488762	Side Thrust Roller Axle	4	
4	13488044	Side Thrust Roller Shim	24	
5	13428883	Load Roller	4	
6	13487830	Load Roller Shim	12	
7	13488051	Lockwasher	8	
8	13488069	Capscrew	8	
9	13489018	Carriage	1	
10	13488184	Tube End Stop	2	
11	13488192	Lockwasher	4	
12	13488176	Capscrew	4	
13	13489026	Fork Pin	1	

CARRIAGE ASSEMBLY (13489034) - INTERNAL BREAKDOWN

Dwg 13243530/00



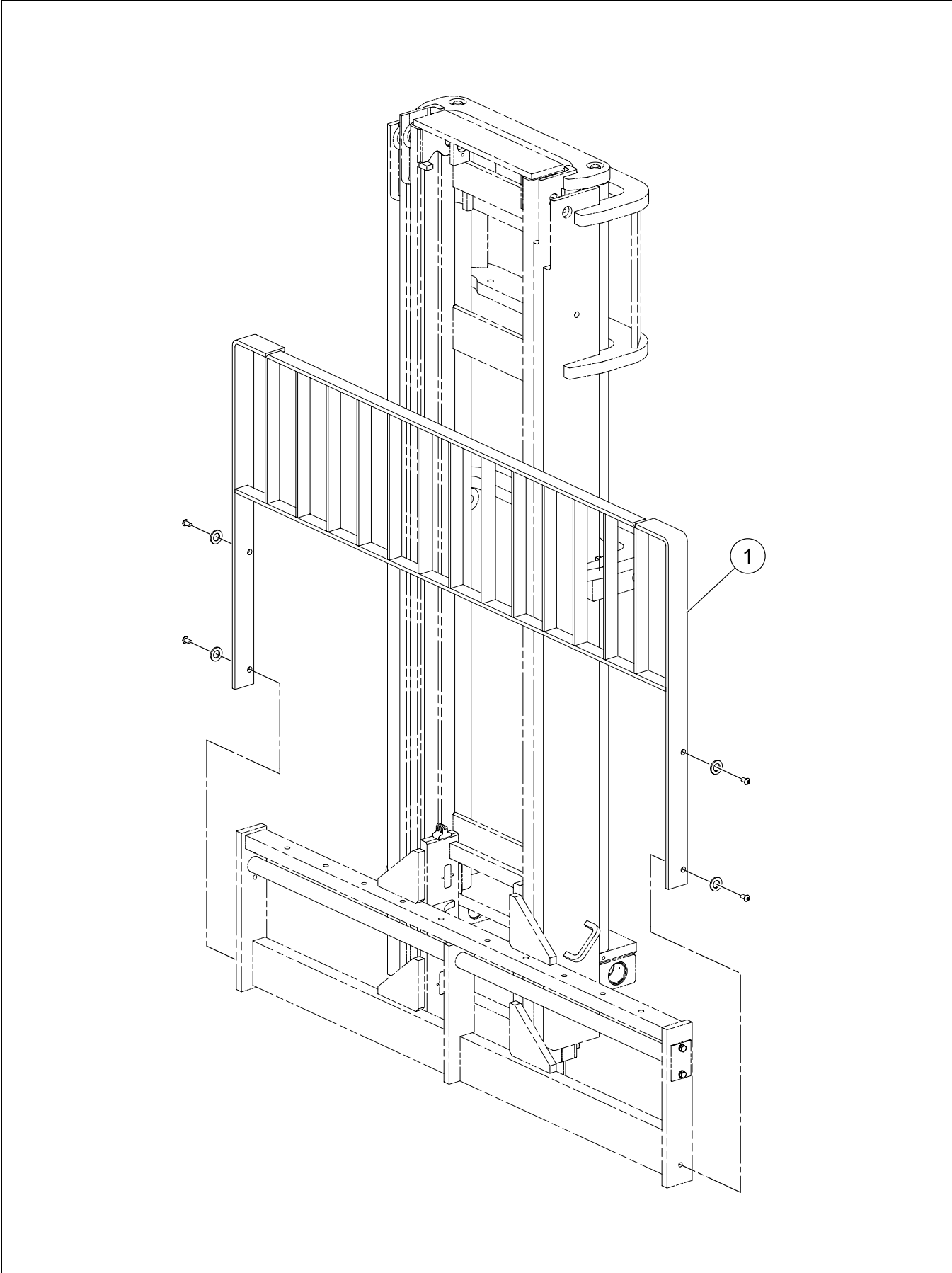
CARRIAGE ASSEMBLY (13489034) - INTERNAL
BREAKDOWN

BOM 13489034

ITEM	COMM. NO.	DESCRIPTION	QTY	DIMENSIONS/NOTES
1	13488705	Side Thrust Roller	4	
2	13488150	Thrust Washer	8	
3	13488762	Side Thrust Roller Axle	4	
4	13488044	Side Thrust Roller Shim	24	
5	13428883	Load Roller	4	
6	13487830	Load Roller Shim	12	
7	13488051	Lockwasher	8	
8	13488069	Capscrew	8	
9	13489042	Carriage	1	
10	13488184	Tube End Stop	2	
11	13488192	Lockwasher	4	
12	13488176	Capscrew	4	
13	13489059	Fork Pin	1	

LOAD BACKREST INSTALLATION

Dwg D13259353/00



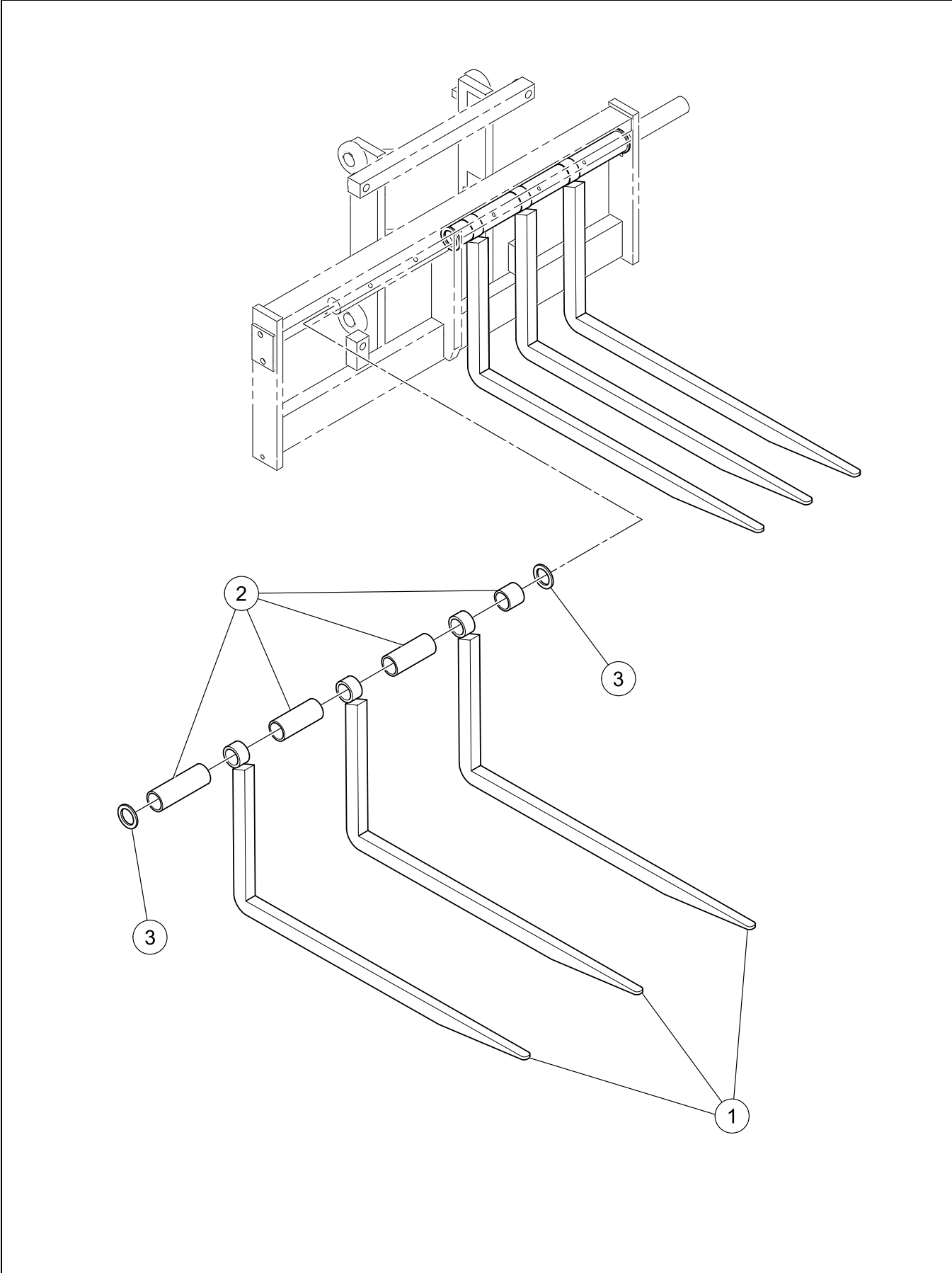
LOAD BACKREST INSTALLATION

BOM 59193581, 13229984, 59193136, 13243282, 59206193, 59193144, 13259353

ITEM	COMM. NO.	DESCRIPTION	QTY	DIMENSIONS/NOTES
1	59193573	Load Backrest	1	48"
-	13229992	LT Load Backrest	1	48"
-	59193110	Load Backrest	1	60"
-	13243290	LT Load Backrest	1	60"
-	59206185	Load Backrest	1	72"
-	59193128	Load Backrest	1	84"
-	13259346	LT Load Backrest	1	84"

FORKS INSTALLATION - OPTIONAL

Dwg D59263442/00



FORKS INSTALLATION - OPTIONAL

BOM 59193490, 58846510, 59193508, 58846536, 59193516, 58846577, 58846585, 59193524, 13285853

ITEM	COMM. NO.	DESCRIPTION	QTY	DIMENSIONS/NOTES
1	59186981	Block Fork	6	2 x 1.5 x 46
2	59248377	Coolant Hose	3	
3	59491936	Washer	4	
		Additional Forks:		
**	59186973	Pallet Fork - RT-706H	2	2 x 4 x 48
**	59374322	Hook Fork - RT-706H	2	2 x 4 x 48
**	59374215	Hook Fork - RT-706H	6	2 x 1.25 x 46
**	59186999	Pallet Fork - RT-708H	2	2 x 5 x 48
**	59187005	Pallet Fork - RT-708H	2	2 x 5 x 60
**	13268156	Pallet Fork - RT-708H	2	2 x 5 x 72
**	59374330	Hook Fork - RT-708H	2	2 x 5 x 48
**	59485714	Hook Fork - RT-708H	2	2 x 5 x 60

*****Always use Ingersoll-Rand Replacement parts!*****



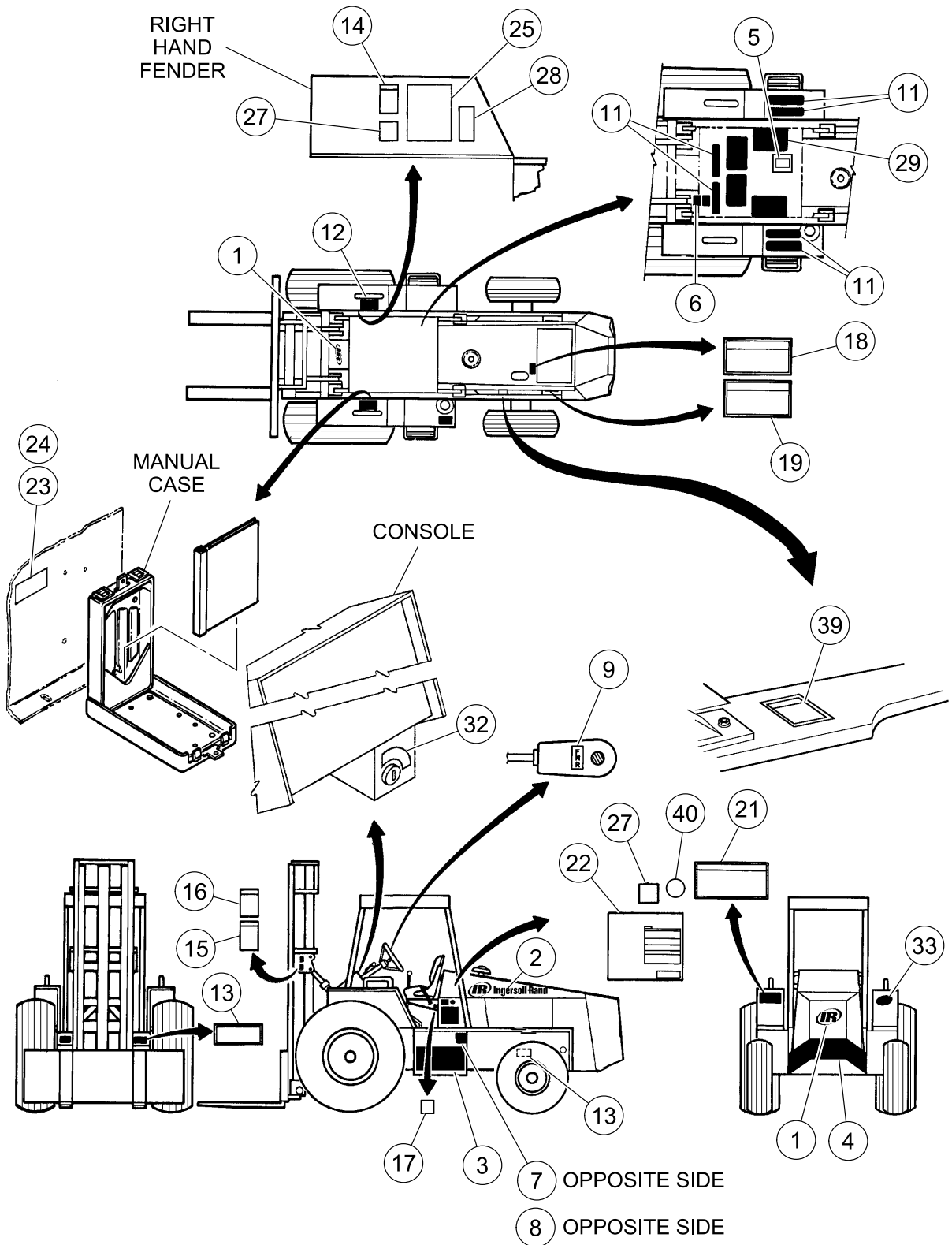
RT-706H/708H - Effective With (See Cover)

Section G - Decals and Paint



DECAL INSTALLATION

Dwg 59209676/09



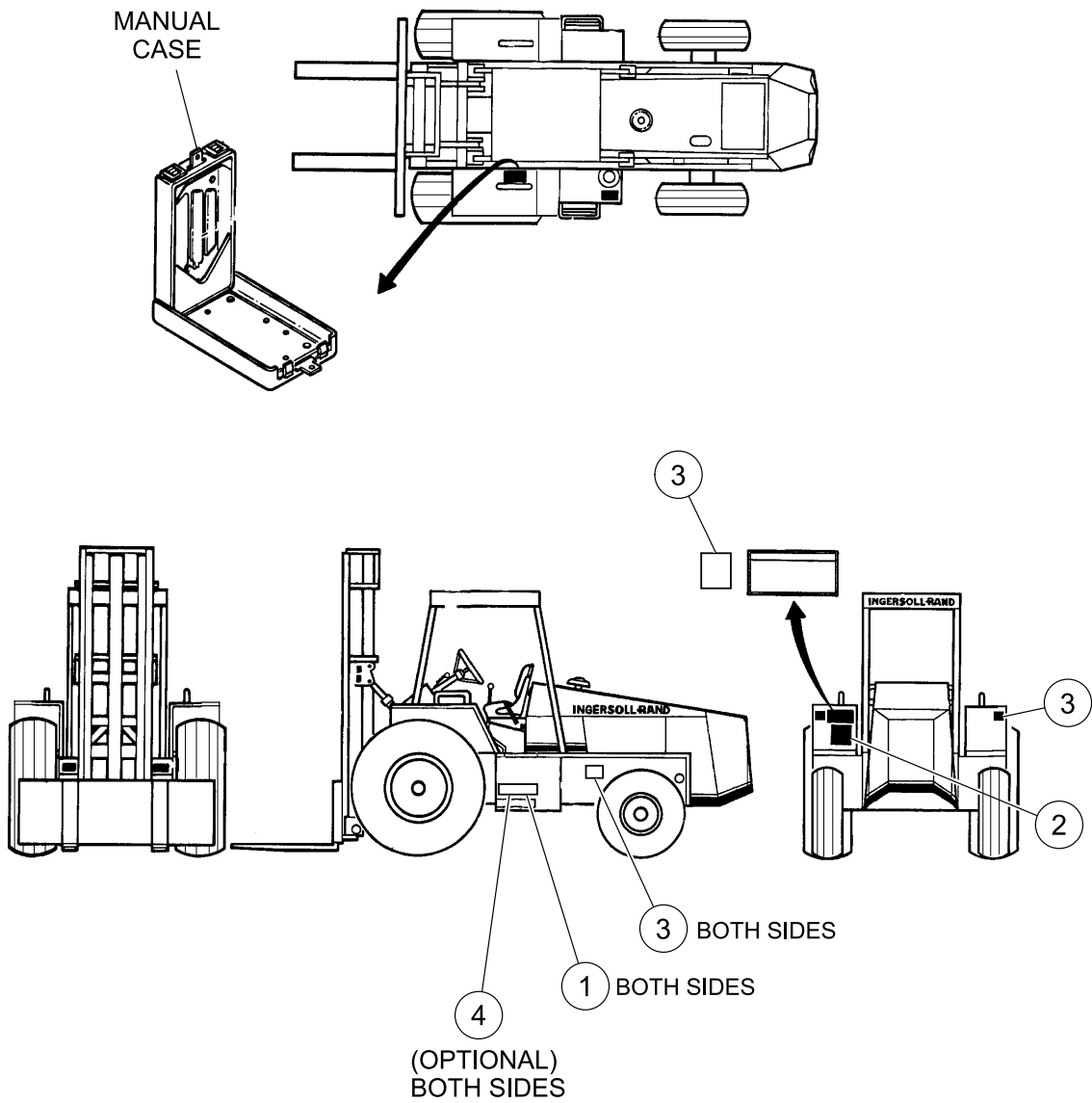
DECAL INSTALLATION

BOM 59209676

ITEM	COMM. NO.	DESCRIPTION	QTY	DIMENSIONS/NOTES
1	54612494	Decal: Signature (I-R)	2	
2	13163340	Decal: Signature	3	
3	59083121	Decal Stripe	2	15.5"
4	59083113	Decal Stripe	1	13.5"
5	59219139	Decal: Transmission Dipstick	1	
6	59219188	Decal: Torque Converter	1	
7	13199344	Decal: Hydraulic Oil	1	
8	59087569	Decal: Diesel Fuel	1	
9	59132084	Decal: F-N-R	1	
11	59468397	Safety Tread	6	
12	59048959	Decal: No Riders	2	
13	58965526	Decal: Crush Warning	4	
14	59020008	Decal: Electrical	1	
15	58965583	Decal: Falling Object	2	
16	58965617	Decal: Falling Off	2	
17	59306357	Decal: Towing/Coasting	1	
18	59020040	Decal: Pressure Hazard Warning	1	
19	59051151	Decal: Warning	2	
21	59012781	Decal: Rollover	1	
22	59247262	Decal: Lube Chart	1	
23	59010173	Metal Tack	4	
24	13305131	Decal: Nameplate	1	
25	59306365	Decal: Operator Instruction	1	
27	59132118	Decal: Operation Warning	2	
28	58965609	Decal: Don't Ride Forks	1	
29	59468389	Safety Tread	4	
32	59006205	Decal: Ignition Switch	1	
33	13198353	Decal: I-R Genuine Parts	1	
39	59166231	Decal: Moving Machine	1	
40	13395900	Decal: Global Engineering	1	
**	13446620	Decal Kit (Includes Items 1 thru 9, 12 thru 22, 24 thru 28, and 32 thru 40; order Items 11, 23 and 29 separately)		
**	59947507	Beige Paint	1	Gallon
**	35304286	Beige Paint	1	Spray Can

MODEL DECAL INSTALLATION

Dwg D59205989/01



MODEL DECAL INSTALLATION

BOM 59285965, 59205971, 59205989

ITEM	COMM. NO.	DESCRIPTION	QTY	DIMENSIONS/NOTES
1	59243543	Decal: RT-706H	2	
-	59243550	Decal: RT-708H	2	
2	13375506	Decal: Lift Capacity Chart - RT-706H	1	
-	13375514	Decal: Lift Capacity Chart - RT-708H	1	
3	13155379	Decal: Tire Pressure	4	
4	59087395	Decal: 4WD	2	

*****Always use Ingersoll-Rand Replacement parts!*****



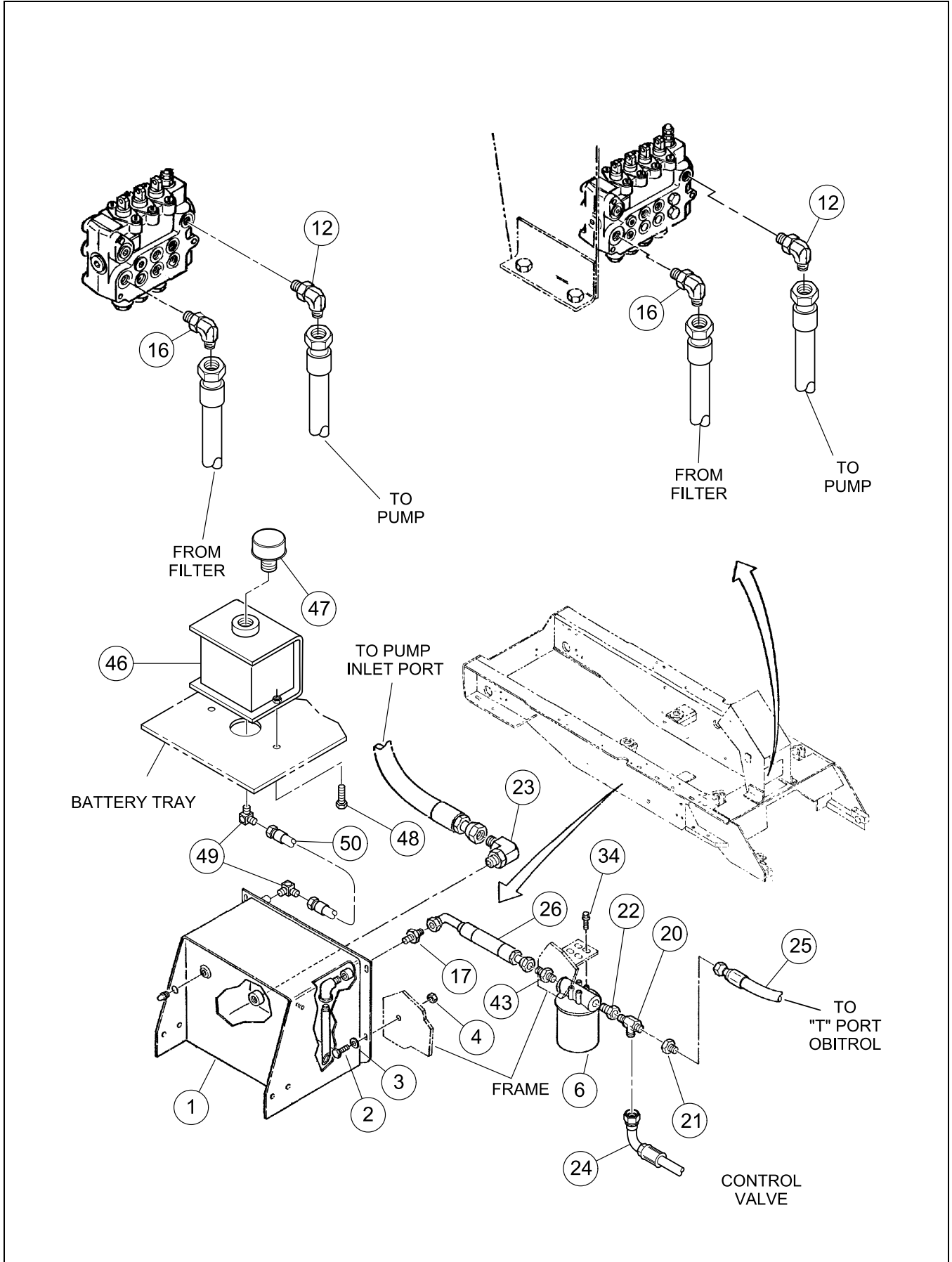
RT-706H/708H - Effective With (See Cover)

Section H - Hydraulics



HYDRAULIC SUPPLY AND RETURN INSTALLATION SHEET 1 OF 4

Dwg D59205948/07/01



HYDRAULIC SUPPLY AND RETURN INSTALLATION SHEET

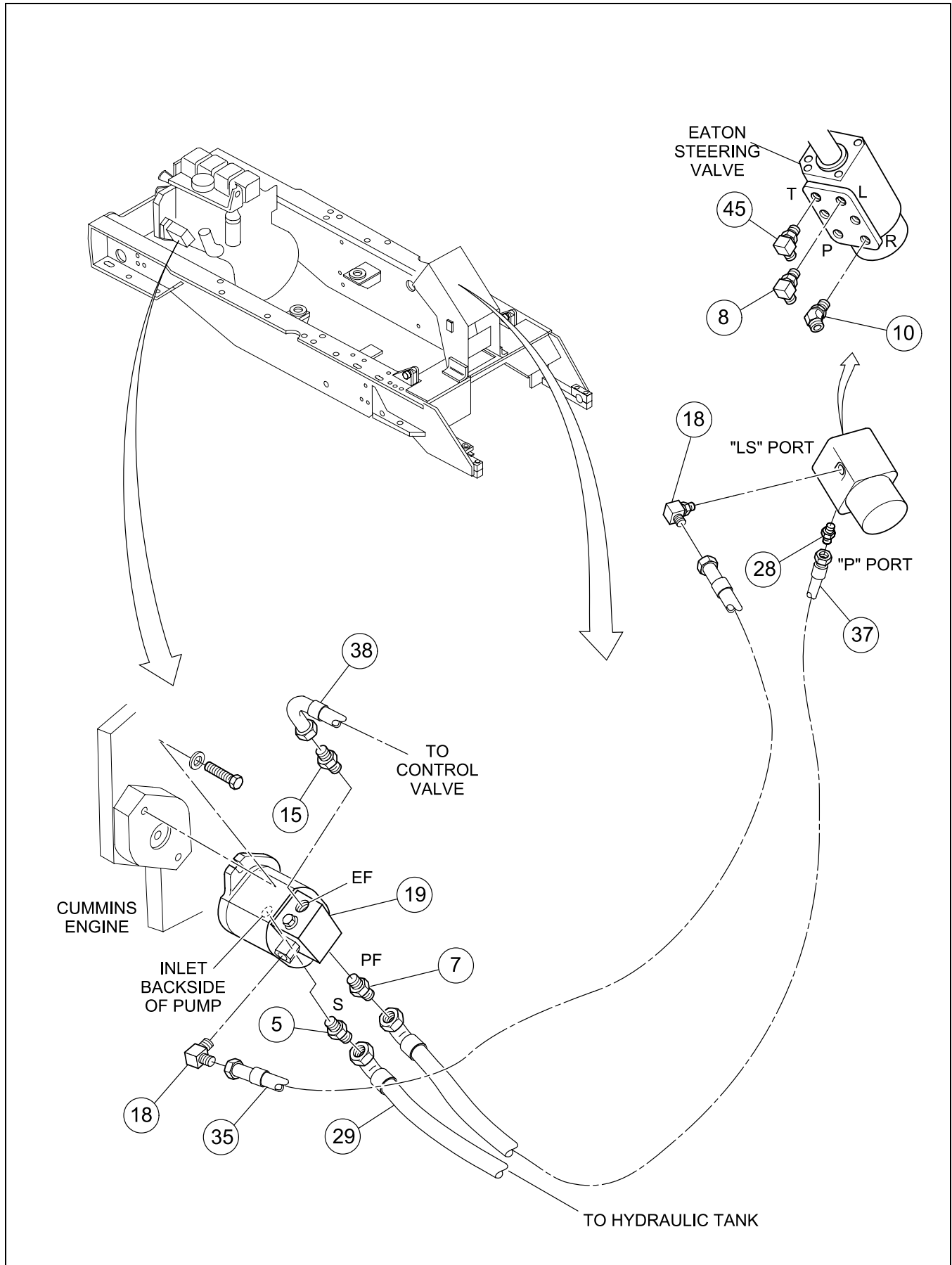
1 OF 4

BOM 59205948

ITEM	COMM. NO.	DESCRIPTION	QTY	DIMENSIONS/NOTES
1	NSS	Hydraulic Tank Assembly	1	
-	59588392	- Pipe Plug	1	
-	95480083	- Plug	1	
-	58849829	- Sight Gauge	1	
-	59246793	- Tank Filter	1	
2	95919585	HHCS, Zinc Plated	4	1/2 x 13 x 1.75 Grd 8
3	59539569	Flatwasher	8	Hardened
4	95923348	Locknut, Zinc Plated	4	1/2 x 13
6	59414961	Return Filter	1	
-	59587196	- Return Filter Element	1	
12	59922930	Adapter	1	
16	59922971	Fitting	1	
17	59922641	Straight Adapter	1	
20	59923094	Adapter	1	
21	59924027	Reducing Adapter	1	
22	59924480	Orbital Reducer	1	
23	59923037	Adapter	1	
24	59936435	Hose Assembly	1	35.0"
25	13039573	Hose Assembly	1	47.0"
26	59218842	Hose Assembly	1	11.50"
34	59869917	Lockscrew	4	5/16 x 18 x 0.75
43	59922658	Straight Adapter	1	
46	59220129	Vent Box	1	
47	59457200	Breather Assembly	1	
48	59965962	Lockscrew	2	1/4 x 20 x 0.75
49	95279402	Adapter, 90°	2	
50	59662197	Hose Assembly	1	16.0"

HYDRAULIC SUPPLY AND RETURN INSTALLATION SHEET 2 OF 4

Dwg D59205948/07/02



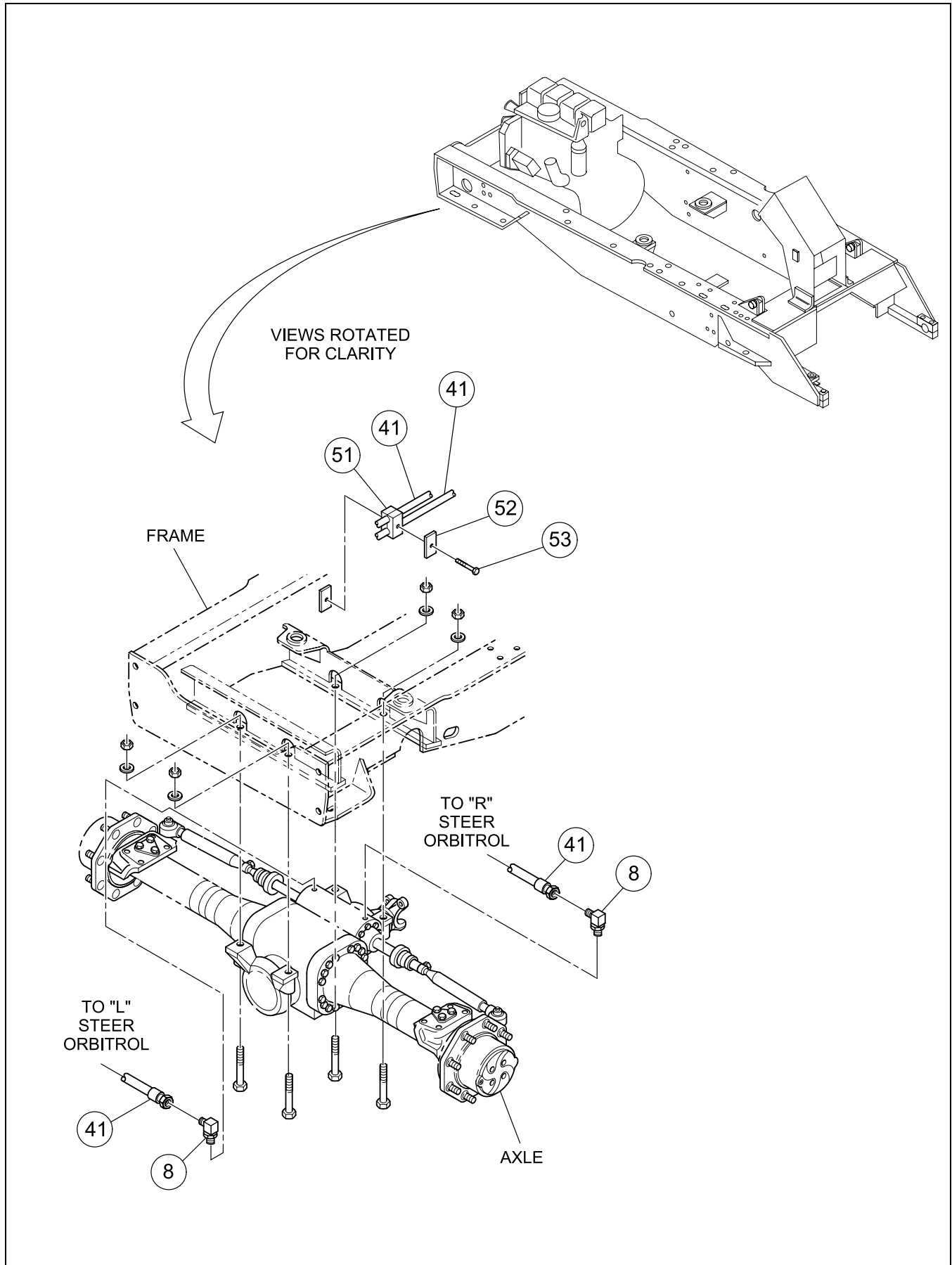
HYDRAULIC SUPPLY AND RETURN INSTALLATION SHEET
2 OF 4

BOM 59205948

ITEM	COMM. NO.	DESCRIPTION	QTY	DIMENSIONS/NOTES
5	59922666	Straight Adapter	1	
7	59921031	Straight Adapter	1	
8	59921031	Adapter	3	
10	59922245	Adapter, 45°	1	
15	59922542	Straight Adapter	1	
18	59922807	Adapter	3	
19	59221630	Hydraulic Supply Gear Pump	1	
-	54576723	- Seal Kit	A/R	
28	58827684	Adapter	1	
29	59332494	Hose Assembly	1	28.0"
35	59240507	Hose Assembly	1	43.0"
37	13401104	Hose Assembly	1	107.0"
38	13099015	Hose Assembly	1	107.0"
45	59922898	Adapter, 90°	1	

HYDRAULIC SUPPLY AND RETURN INSTALLATION SHEET 3 OF 4

Dwg D59205948/07/03



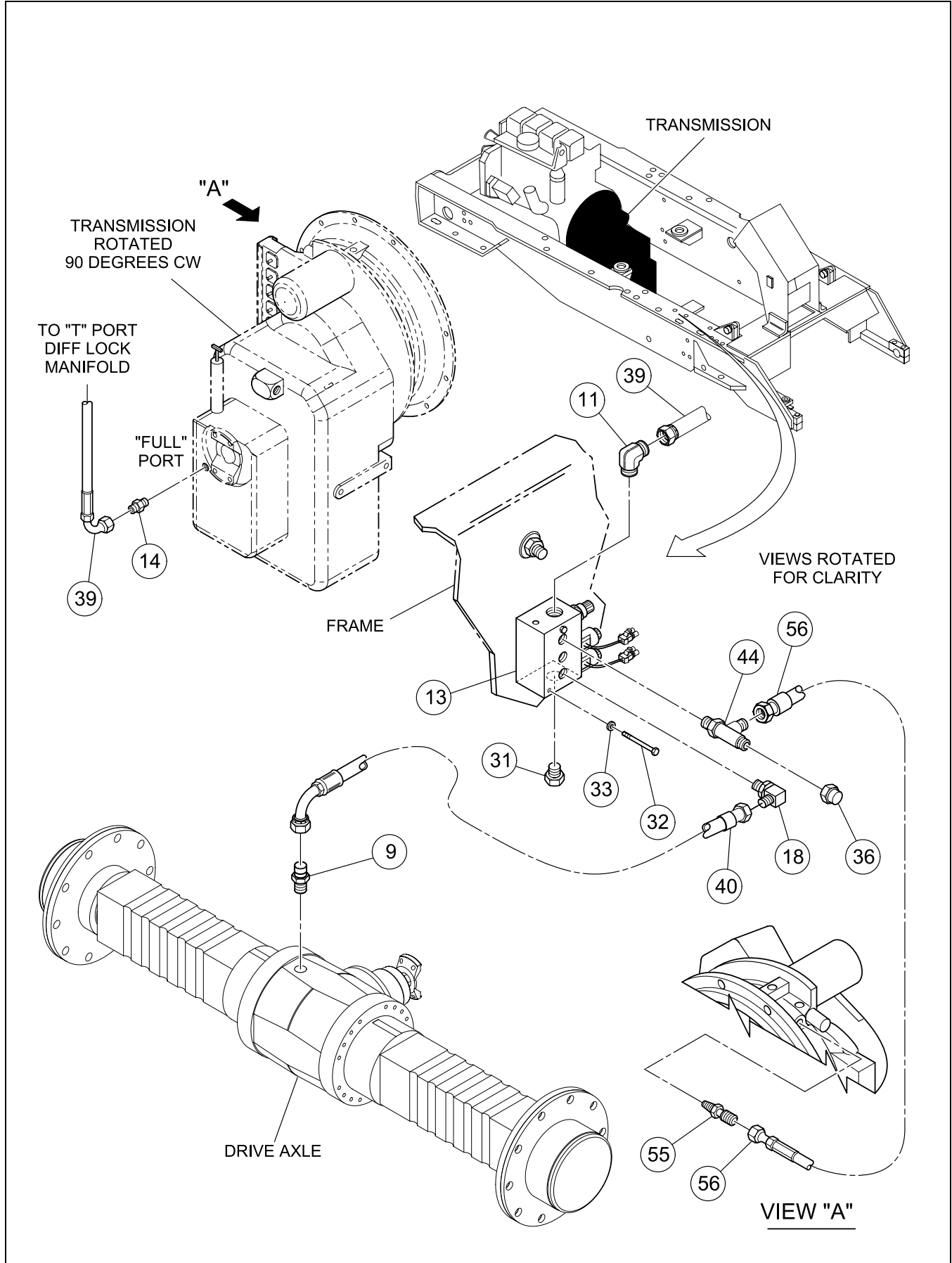
HYDRAULIC SUPPLY AND RETURN INSTALLATION SHEET
3 OF 4

BOM 59205948

ITEM	COMM. NO.	DESCRIPTION	QTY	DIMENSIONS/NOTES
8	59921031	Adapter	3	
41	59218883	Hose Assembly	1	135.0"
51	59929026	Insert Clamp	6	
52	59583450	Cover	3	
53	95920492	HHCS, Zinc Plated	1	5/16 x 18 x 1.375 Grd 8

HYDRAULIC SUPPLY AND RETURN INSTALLATION SHEET 4 OF 4

Dwg D59205948/07/04



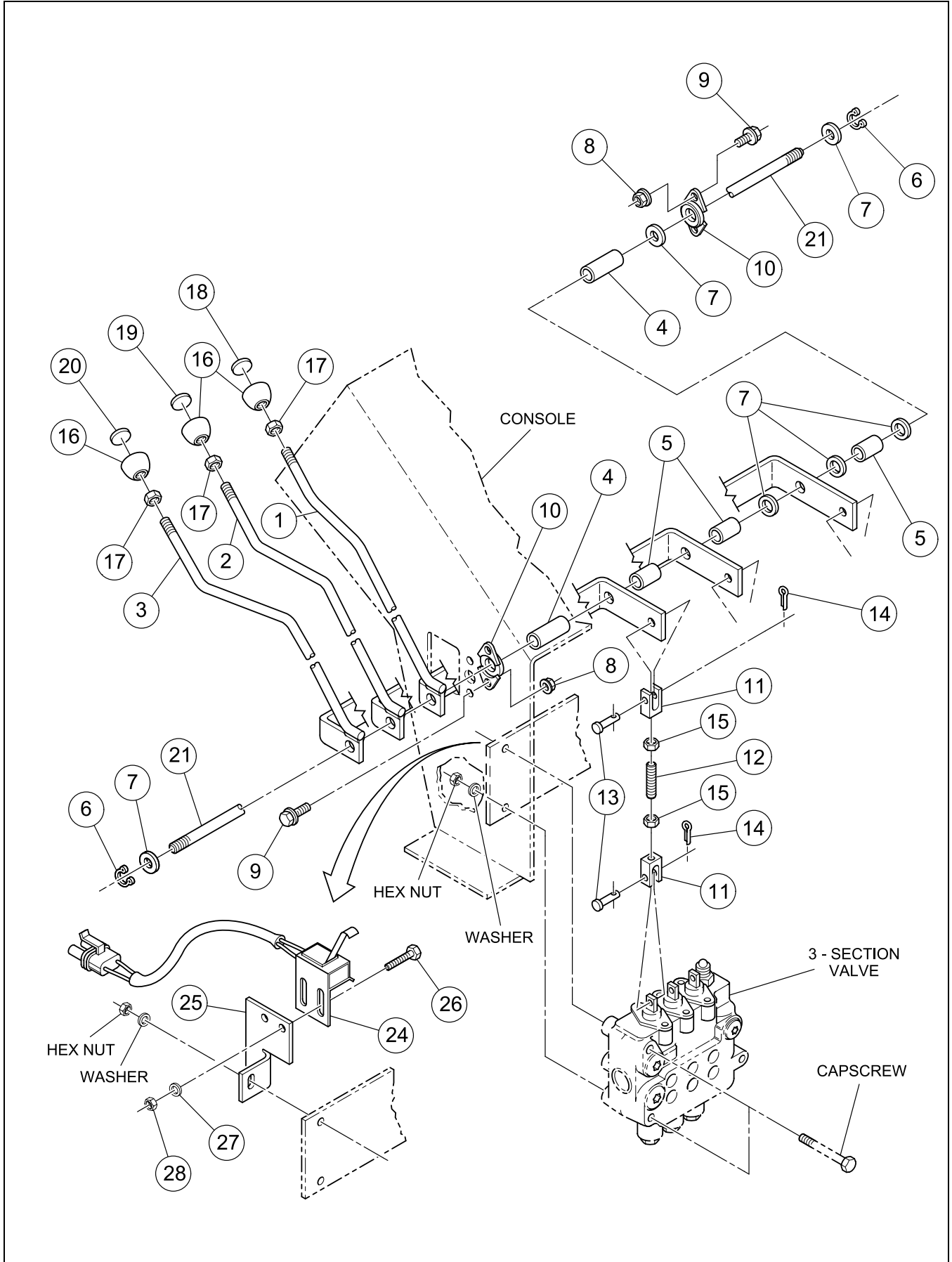
HYDRAULIC SUPPLY AND RETURN INSTALLATION SHEET
4 OF 4

BOM 59205948

ITEM	COMM. NO.	DESCRIPTION	QTY	DIMENSIONS/NOTES
9	59031559	Connector	1	
11	59922849	Adapter	1	
13	59248443	4WD and Differential Lock Valve	1	
14	59919654	Tee	1	
18	59922807	Adapter	3	
31	95323366	Plug	1	
32	95919395	HHCS, Zinc Plated	2	1/4 x 20 x 2.5 Grd 8
33	95922324	Flatwasher, Zinc Plated	2	1/4
36	59218859	Hose Assembly	1	105.0"
39	13099015	Hose Assembly	1	24.0"
40	58851478	Hose Assembly	1	51.0"
44	59922716	Adapter	1	
55	95287629	Adapter	1	
56	59231191	Hose Assembly	1	30.0"

CONTROL VALVE INSTALLATION

Dwg D59205609/02



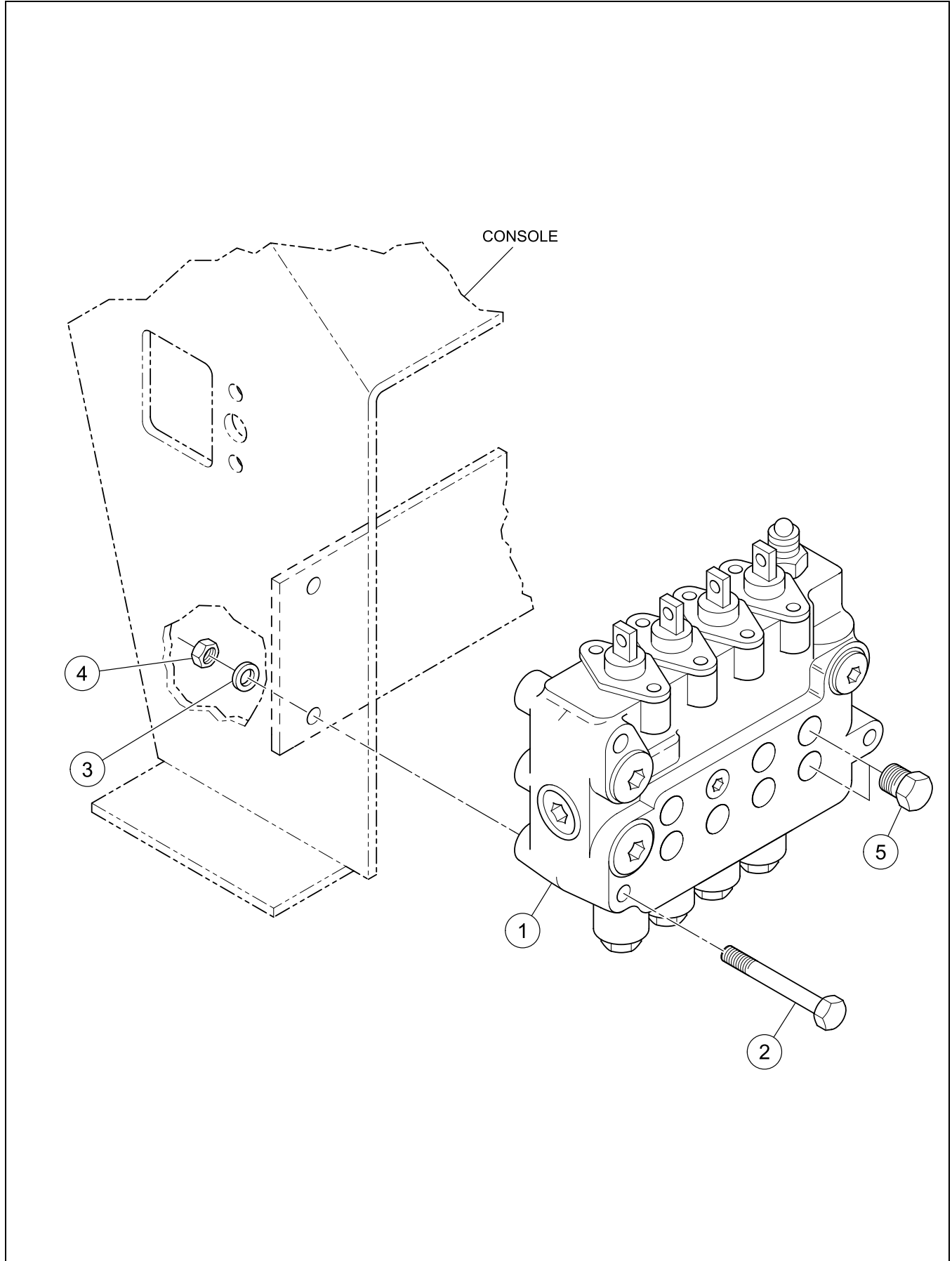
CONTROL VALVE INSTALLATION

BOM 59205609, 59219071

ITEM	COMM. NO.	DESCRIPTION	QTY	DIMENSIONS/NOTES
1	59416230	Lift Handle	1	
2	59416248	Handle	1	
3	59416255	Handle	1	
4	59416206	Long Spacer (use with 3-Section Valve)	1	
5	59416214	Short Spacer	3	
6	95223269	Ring	2	
7	95922399	Washer, Zinc Plated	6	1/2
8	95923298	Locknut, Zinc Plated	4	1/4 x 20
9	59965962	Lockscrew	4	1/4 x 20 x 0.75
10	59417170	Bearing	2	
11	59417071	Clevis	6	
12	95923488	Stud	3	
13	59584482	Pin	6	
14	95924023	Cotter Pin	6	
15	95923058	Hex Nut, Zinc Plated	6	1/4 x 28 Grd A
16	59340117	Knob (Quantity 4 with 4-Section Valve)	3	
17	95922993	Nut, Zinc Plated (Quantity 4 with 4-Section Valve)	3	1/2 x 13 Grd A
18	59377630	Knob Decal	1	
19	59377622	Knob Decal	1	
20	59377614	Knob Decal	1	
21	58841818	Pivot Bar (use with 3- Section Valve)	1	
-	59416222	Pivot Bar (use with 4- Section Valve)	1	
22	59377663	Blank Inlay (use with 4- Section Valve)	1	
23	59416263	Auxiliary Handle (use with 4 -Section Valve)	1	
24	59286013	SPST Switch	1	
25	59240598	Switch Bracket	1	
26	59480996	HHCS	2	#10 x 32 x 0.75
27	95922332	Flatwasher, Zinc Plated	2	#10
28	95938437	Locknut, Zinc Plated	2	#10 x 32

DIRECTIONAL VALVE INSTALLATION

Dwg D59219063/02

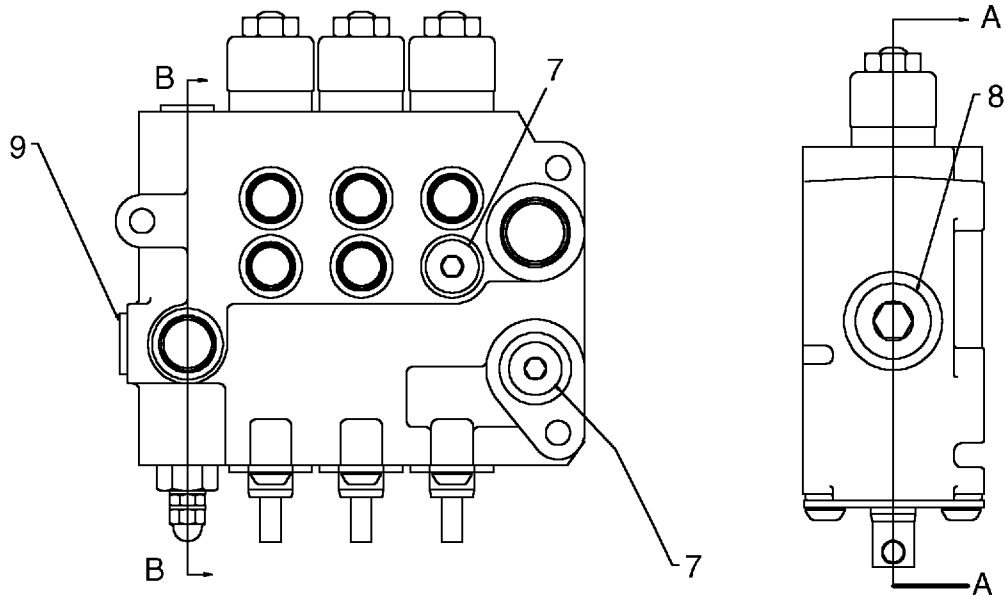
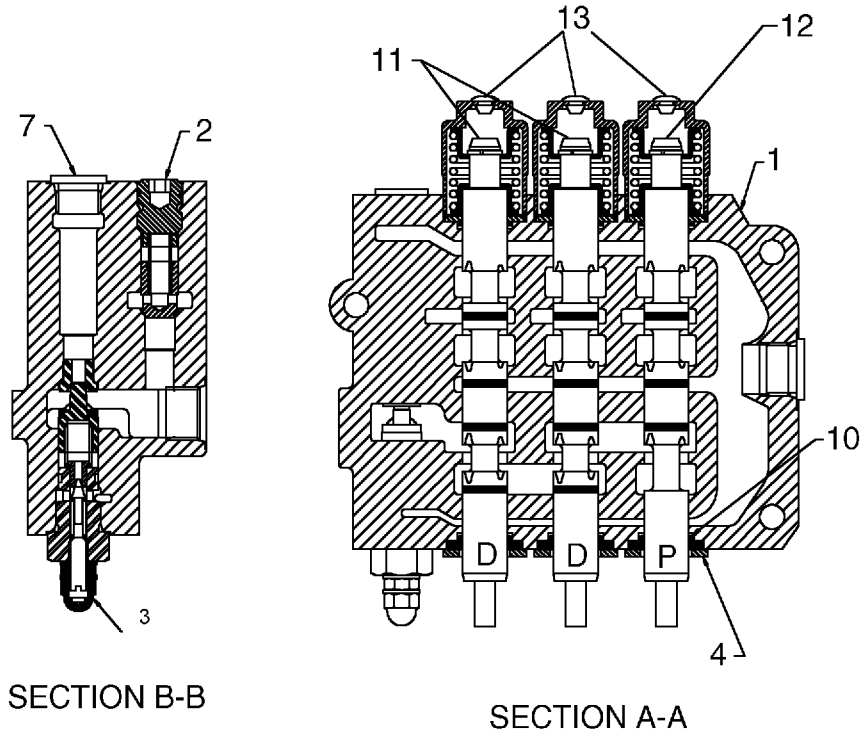


DIRECTIONAL VALVE INSTALLATION

BOM 59205872, 59219063

ITEM	COMM. NO.	DESCRIPTION	QTY	DIMENSIONS/NOTES
1	59240655	Three Section Directional Valve	1	See Breakdown H - 14.
-	59240663	Four Section Directional Valve	1	See Breakdown H - 16.
2	95920625	HHCS, Zinc Plated	3	5/16 x 18 x 4 Grd 8
3	96741038	Flatwasher	3	M8 x 1.25 CI 200
4	59327833	Hex Nut	3	5/16 x 18
5	95323465	Plug (Four Section Directional Valve)	2	

THREE SECTION DIRECTIONAL VALVE (59240655) -
INTERNAL BREAKDOWN

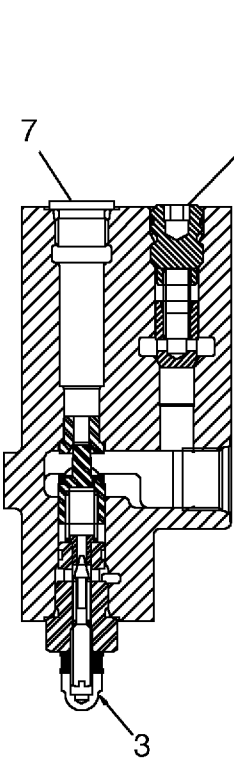


THREE SECTION DIRECTIONAL VALVE (59240655) -
INTERNAL BREAKDOWN

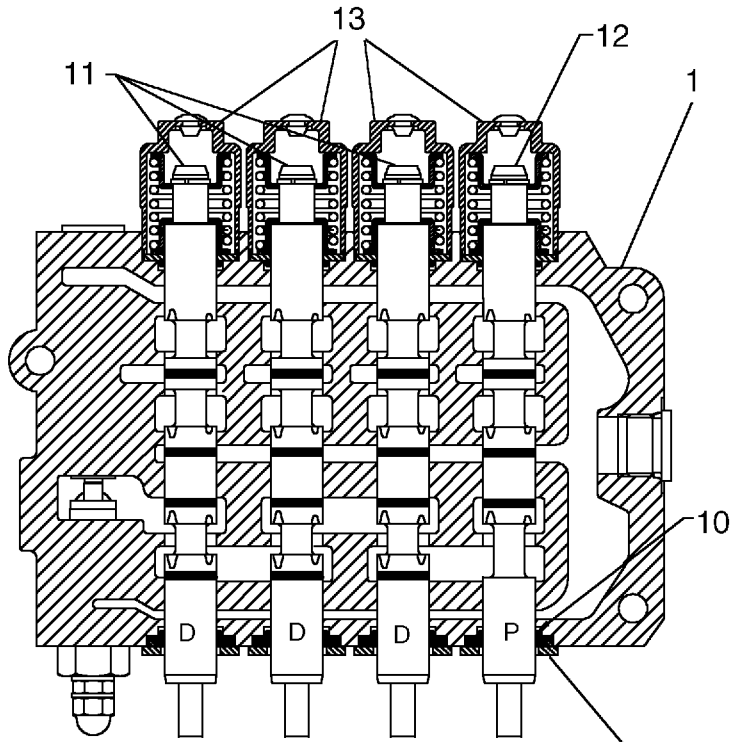
BOM 59240655

ITEM	COMM. NO.	DESCRIPTION	QTY	DIMENSIONS/NOTES
1	NSS	Body	1	
2	58766692	Sub-check Valve	3	
3	54604350	Relief Valve Pilot Assembly	1	
4	58891144	Seal Assembly	3	
7	NSS	Hex Plug	3	
8	NSS	Hex Plug	1	
9	NSS	Hex Plug	1	
10	58891169	O-ring	6	
11	54604384	Double Acting Spool	2	
12	54604392	Single Acting Spool	1	
13	58891136	Spool Cap	3	

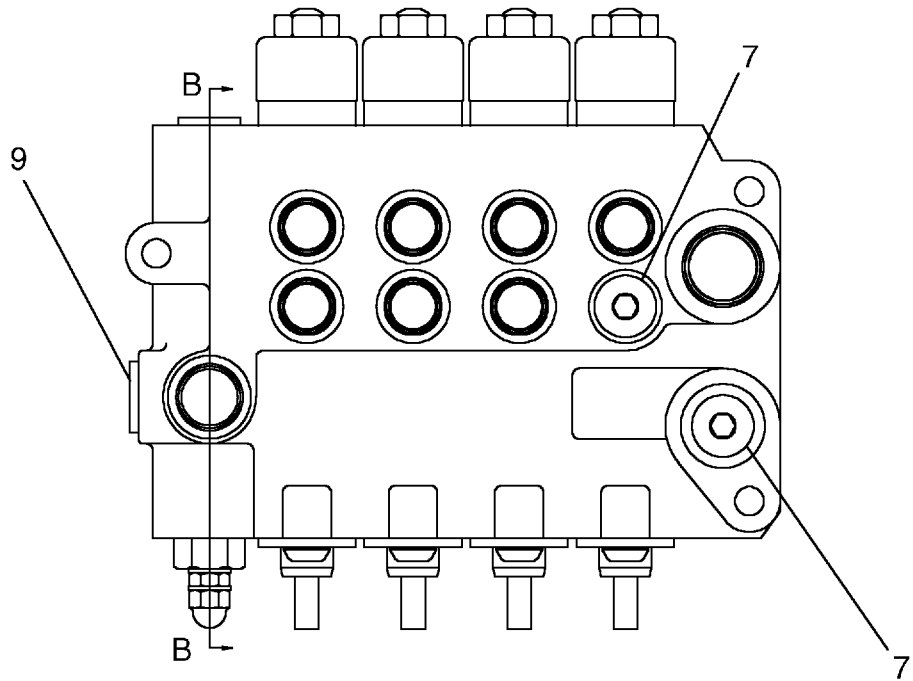
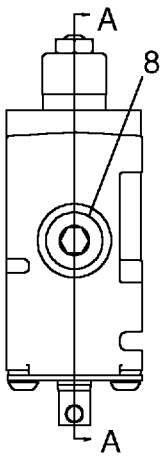
FOUR SECTION DIRECTIONAL VALVE (59240663) -
INTERNAL BREAKDOWN



SECTION B-B



SECTION A-A



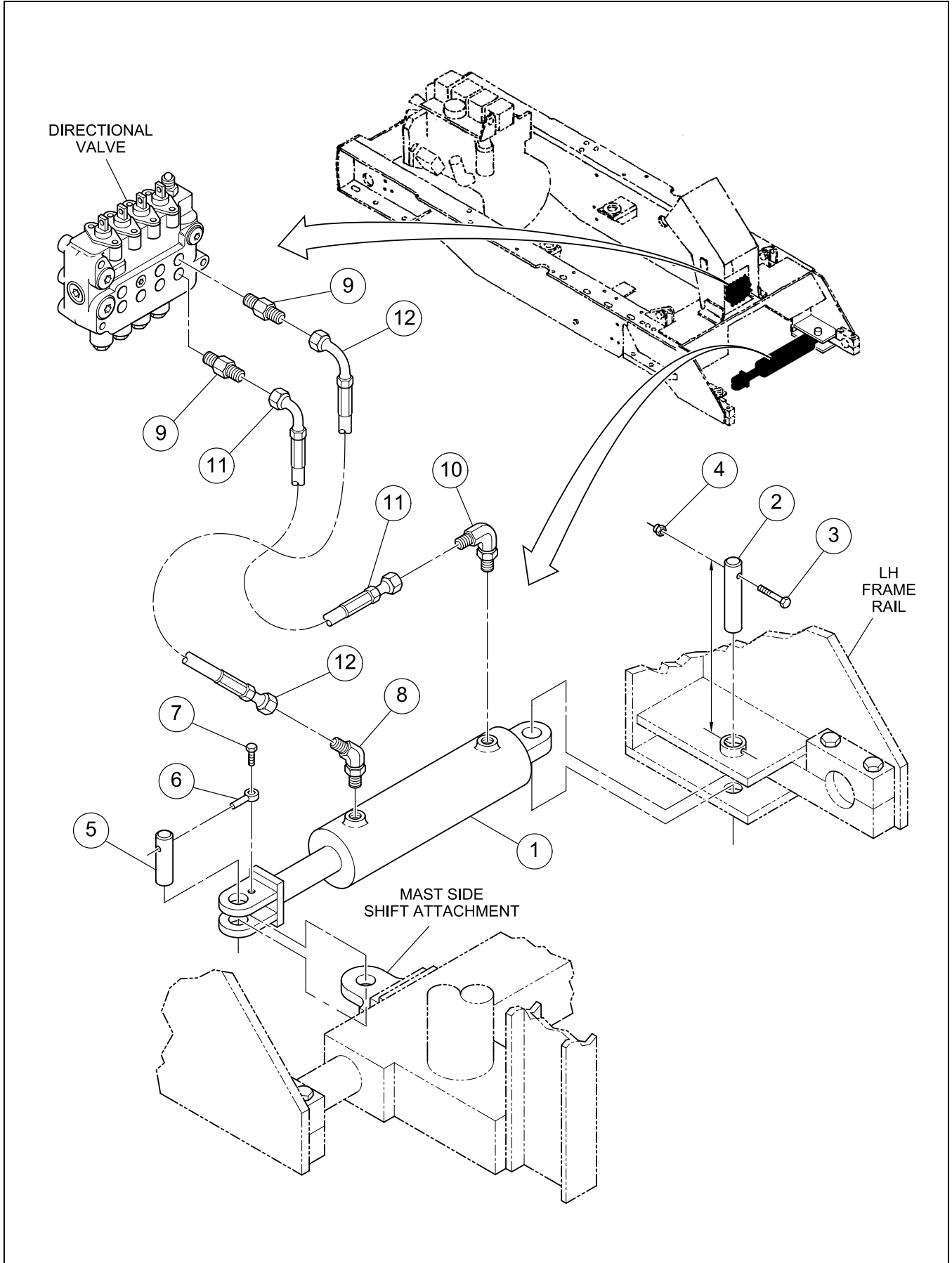
FOUR SECTION DIRECTIONAL VALVE (59240663) -
INTERNAL BREAKDOWN

BOM 59240663

ITEM	COMM. NO.	DESCRIPTION	QTY	DIMENSIONS/NOTES
1	NSS	Body	1	
2	58766692	Sub-check Valve	4	
3	54604350	Relief Valve Pilot Assembly	1	
4	58891144	Seal Assembly	4	
7	NSS	Hex Plug	3	
8	NSS	Hex Plug	1	
9	NSS	Hex Plug	1	
10	58891169	O-ring	8	
11	54604384	Double Acting Spool	3	
12	54604392	Single Acting Spool	1	
13	58891136	Spool Cap	4	

MAST SIDE SHIFT INSTALLATION

Dwg D59205773/01



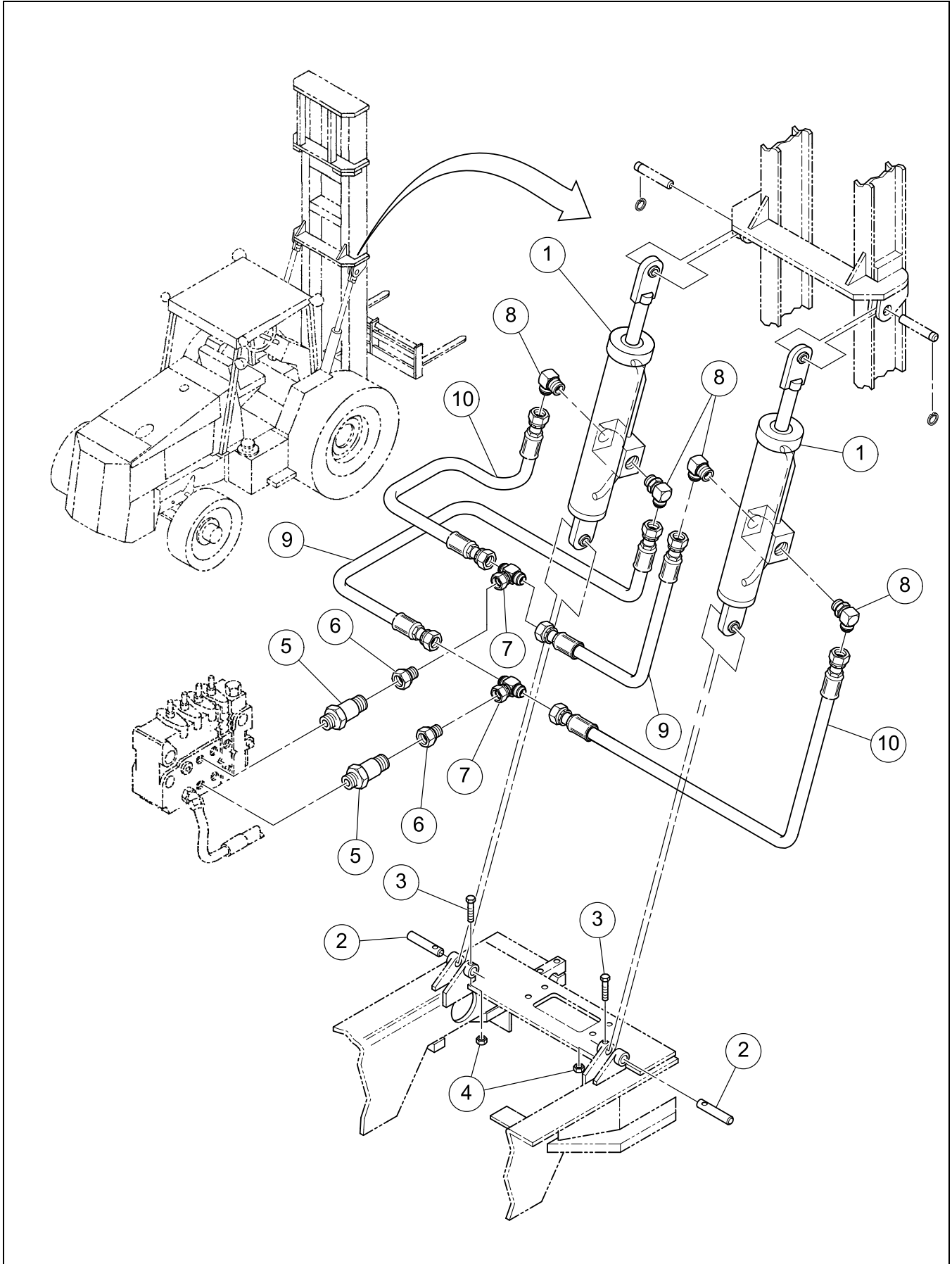
MAST SIDE SHIFT INSTALLATION

BOM 59205773

ITEM	COMM. NO.	DESCRIPTION	QTY	DIMENSIONS/NOTES
1	59248542	Side Shift Cylinder	1	
-	13492830	- Locknut	1	
-	13492848	- Bearing	1	
-	54577846	- Seal Kit	1	
2	59209668	Pin	1	
3	95919205	HHCS, Zinc Plated	1	1/4 x 2.0 x 20 Grd 8
4	95923298	Locknut, Zinc Plated	1	1/4 x 20
5	13385257	Pin	1	
6	59455154	Anchor	1	
7	96701495	HHCS, Fully Threaded, Zinc Plated	1	M12 x 1.75 x 25 Cl 8.8
8	59918441	Adapter	1	
9	59918649	Straight Adapter	2	
10	59922864	Adapter 90°	1	
11	59015602	Hose Assembly	1	23.0"
12	59174789	Hose Assembly	1	20.0"

MAST TILT INSTALLATION

Dwg D59205765/02



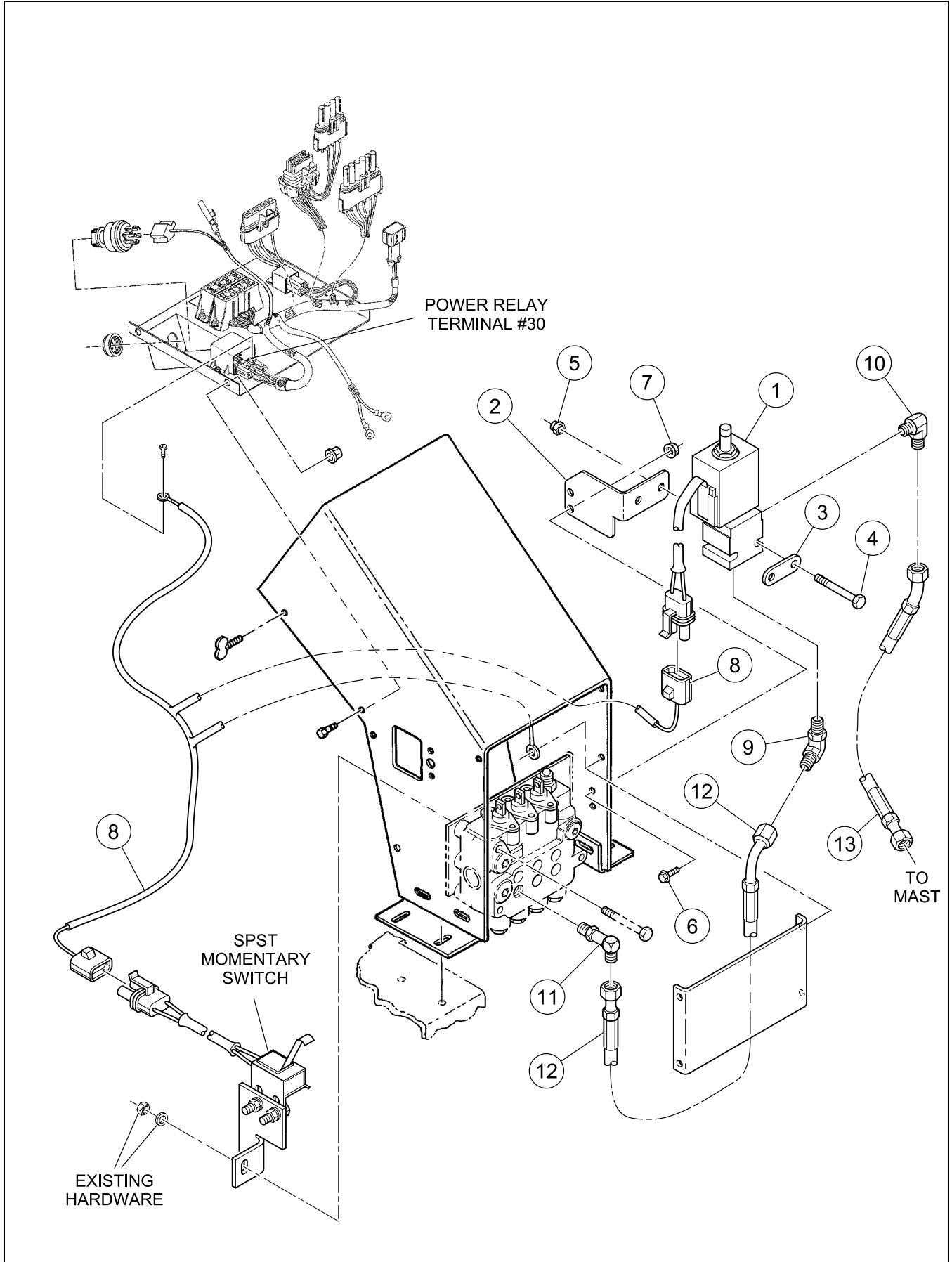
MAST TILT INSTALLATION

BOM 59205765

ITEM	COMM. NO.	DESCRIPTION	QTY	DIMENSIONS/NOTES
1	59240622	Tilt Cylinder	2	
-	56998503	- Locknut	1	
-	59245217	- Counterbalance Valve Extend	1	CBBC-LHN
-	59245225	- Counterbalance Valve Retract	1	CBBB-LHN
-	59245233	- Seal Kit	1	
2	59202192	Tilt Cylinder Pin	2	
3	95919304	HHCS, Zinc Plated	2	1/4 x 20 x 2.25 Grd 8
4	95923298	Locknut, Zinc Plated	2	1/4 x 20
5	59931345	Adapter	2	
6	58935644	Adapter	2	
7	59918557	Tee Adapter	2	
8	59921031	Adapter	4	
9	58808825	Hose Assembly	2	21.5"
10	59223131	Hose Assembly	2	25.0"

MAST LIFT INSTALLATION

Dwg D59240697/00



MAST LIFT INSTALLATION

BOM 59240697

ITEM	COMM. NO.	DESCRIPTION	QTY	DIMENSIONS/NOTES
1	59240671	Check Valve Solenoid	1	
2	59240648	Valve Mounting Bracket	1	
3	59240689	Clamp Plate	1	
4	95919205	HHCS, Zinc Plated	2	1/4 x 2.0 x 20 Grd 8
5	95923298	Locknut, Zinc Plated	2	1/4 x 20
6	59965962	Lockbolt	2	1/4 x 20 x 0.75
7	59941682	Locknut	2	1/4 x 20
8	59240630	Mast Lift Wiring Harness	1	
9	59922260	Adapter, 45°	1	
10	59922922	Adapter	1	
11	59408542	Adapter	1	
12	59151134	Hose Assembly	1	25.25"
13	59248302	Hose Assembly	1	31.0"

*****Always use Ingersoll-Rand Replacement parts!*****



RT-706H/708H - Effective With (See Cover)

HOW TO USE THIS INDEX

When the Description is Known - Use the Word Index:

- Ingersoll-Rand's Word Index makes **any** item easy to locate.
- Use any of the **functional** words in the item description to locate the desired item. The items listed are in alphabetical order in the first column of the index and may be **repeated** several times depending on their **functional descriptions**.

If searching for the *Primary Air Cleaner Filter Element*, the first listing in the **Word Index** is:

Air Cleaner Primary Filter Element

The item is also listed as:

*Element, Air Cleaner Primary Filter
Filter Element, Air Cleaner Primary
Primary Filter Element, Air Cleaner*

- The alpha-numeric listing in the second column of the index is the location of the item in the manual. The location is identified as; the **Functional Group, Section Number**, and **Parts List Page Number**. Example: *C-45* would be Functional Group *C*, Page 45.

The index shows the filter will be found on page C-45 which is the **Parts List** page number for the

Air Cleaner And Exhaust Installation

*****Always use Ingersoll-Rand Replacement parts!*****

WORD INDEX

A

Accelerator Pedal C53
 Adjustable Lever Latch A7
 Air Cleaner C45
 Air Cleaner Primary Filter Element C45
 Air Cleaner Secondary Filter Element C45
 Air Stack Extension Tube C45
 Air Valve B13, B23
 Alarm, Backup E15
 Alternator C49
 Alternator Fan C49
 Alternator Indicator Light D23
 Atomizer C61
 Axle - 2-Wheel Drive Steering B13
 Axle - 4-Wheel Drive Steering B23
 Axle Pad B3
 Axle, Drive B3

B

Backrest, Load F65
 Backrest, LT Load F65
 Backup Alarm E15
 Battery E3
 Battery Bracket E3
 Battery Cable, Negative E3
 Battery Cable, Positive E3
 Beige Paint G3
 Belt, Fan C3
 Block Fork F67
 Bracket, Battery E3
 Bracket, Exhaust C47
 Bracket, Muffler Mounting C47
 Bracket, Seat Belt D15
 Bracket, Thottle Mounting C51
 Bracket, Throttle C51, C53
 Bracket, Transmission Mounting C3
 Brake Deck Plate D9
 Brake Deck Safety Tread D43
 Brake Lamp E7
 Brake Lever with Lock, Park B37
 Brake Light D23, D25
 Brake Light Switch E7
 Brake Pedal B33
 Brake Return Spring B35
 Brake Support B33, B35
 Brake, Push Rod B33
 Bulb E7, E9
 Bumper A3

C

Cab Harness Assembly D49
 Cab, Enclosed D43, D45, D47
 Cable, Throttle C51
 Canopy Block - Optional D3
 Cap Cover D27
 Cap, Fuel C55
 Cap, Radiator A7, C59
 Cap, Rain C45

Carriage Assembly F9, F11, F23, F25, F37, F39, F53, F55
 Center Deck Plate D9
 Chain, Plumb D51
 Chassis Light Harness E7
 Chassis Wire Harness E11, E13
 Clamp, Exhaust C47
 Column, Steering D27
 Column/Orbital, Steering D27
 Console D5
 Console Filler Foam D49
 Console Vandal Cover D31
 Console Wire Harness E9
 Coolant Reservoir C57
 Counterweight A11
 Counterweight Cover A11
 Cover Assembly C45
 Cover Plate, Dipstick D9, D43
 Cover Plate, RH, Transmission D9
 Cover, Counterweight A11
 Cowl Assembly D49
 Cross and Bearing C5, C23
 Cylinder, Ether C61
 Cylinder, Master B33, B35
 Cylinder, Side Shift H19
 Cylinder, Tilt H21

D

Dashboard Fan D35
 Dashboard Fan, Dashboard D35
 Decal Kit G3
 Decal, 12ft F5
 Decal, 14ft F7, F35
 Decal, 15ft F9, F37
 Decal, 16ft F49
 Decal, 22ft F21, F23, F51, F53
 Decal, 4WD Disconnect (4WD) E17
 Decal, Fuse Panel D7
 Deck Plate, Brake D9
 Deck Plate, Center D9
 Deck Plate, Rear D9
 Defroster Kit D35
 Differential Lock Switch D23, D25
 Dipstick Cover Plate D9, D43
 Dome Light Kit E21
 Door Assembly, LH D49
 Door Assembly, RH D49
 Door Hold Back D49
 Door Latch D49
 Door, Front Access D5
 Door, Rear Access D5
 Drive Axle B3
 Drive Shaft C5, C23
 Dump Switch E11

E

Element, Air Cleaner Primary Filter C45
 Element, Air Cleaner Secondary Filter C45

WORD INDEX

Element, Return Filter H3
 Enclosed Cab D43, D45, D47
 Enclosed Cab Wiring Harness D45, D47
 Engine C3
 Engine Mounting Plate, LH C3
 Engine Mounting Plate, RH C3
 Engine Oil Filter C3
 Engine Temperature Indicator Light D23
 Ether Cylinder C61
 Ether Plug D23, D25
 Exhaust Bracket C47
 Exhaust Clamp C47
 Exhaust Stack C47
 Extension Tube, Air Stack C45

F

Fan C57
 Fan Assembly D35
 Fan Belt C3
 Fan Guard, LH C57
 Fan Guard, RH C57
 Fan, Alternator C49
 Fender Assembly Mount D49
 Fender, LH A3
 Fender, LH A3
 Filler Foam, Console D49
 Filler Neck C55
 Filter Element, Air Cleaner Primary C45
 Filter Element, Air Cleaner Secondary C45
 Filter, Engine Oil C3
 Filter, Fuel C3
 Filter, Return H3
 Filter, Tank H3
 Flasher E9
 Floor Mat Kit D37
 F-N-R Control Wire Harness D27
 Fork, Block F67
 Fork, Pallet - RT-706H F67
 Fork, Pallet - RT-708H F67
 Four Section Directional Valve H13
 Frame, Main A3
 Front Access Door D5
 Fuel Cap C55
 Fuel Filter C3
 Fuel Level Gauge D23, D25
 Fuel Level Sender C55
 Fuel Pre-Filter C3
 Fuel Pre-Filter C3
 Fuel Tank Assembly C55
 Fuse D7, D33, E7

G

Gasket, Muffler C47
 Gauge Panel D23, D25
 Gauge Wire Harness (Optional) E19
 Gauge Wiring Harness D23, D25
 Gauge, Fuel Level D23, D25
 Gauge, Oil Pressure D25
 Gauge, Sight H3

Gauge, Transmission Temperature D23, D25
 Gauge, Voltmeter D25
 Gauge, Water Temperature D25
 Glass D49
 Ground Cable, Jumper E3
 Ground Jumper E11

H

Handle A3
 Harness Assembly, Cab D49
 Harness, Chassis Light E7
 Harness, Chassis Wire E11, E13
 Harness, Console Wire E9
 Harness, Enclosed Cab Wiring D45, D47
 Harness, F-N-R Control Wire D27
 Harness, Gauge Panel Lights, Wire E9
 Harness, Gauge Wire E19
 Harness, Gauge Wiring D23, D25
 Harness, Heater Wire D33
 Harness, Mast Lift Wiring H23
 Harness, Overhead Guard Lights E7
 Harness, Power D7
 Harness, Turnsignal/Breaker Wiring E7
 Harness, Wire C61, D33
 Heater D33
 Heater Hose D33
 Heater Wire Harness D33
 Hinge A7
 Hold Back, Door D49
 Hood A5
 Hook Fork - RT-706H F67
 Hook Fork - RT-708H F67
 Hook, Roof D49
 Horn E5
 Horn Assembly E5
 Horn Button D27
 Hourmeter D23, D25
 Hydraulic Supply Gear Pump H5
 Hydraulic Tank Assembly H3

I

Ignition Key D7
 Ignition Key Tag D7
 Ignition Switch D7
 Ignition Switch Nut D7
 Indicator (Optional) E19
 Indicator Kit, Service C45
 Indicator Light D25
 Indicator Light, Alternator D23
 Indicator Light, Engine Temperature D23
 Indicator Light, Oil Pressure D23

J

Jumper Ground Cable E3
 Jumper, Ground E11
 Key, Ignition D7
 Kit, Decal G3
 Kit, Defroster D35
 Kit, Floor Mat D37

WORD INDEX

Kit, Mirror D41
 Kit, Starting C61
 Kit, Wiper D39

L

Lamp, Brake E7
 Latch D49
 Latch, Adjustable Lever A7
 Latch, Door D49
 Lens/Reflector E7, E9
 Light Assembly E7
 Light Kit, Dome E21
 Light, Brake D23, D25
 Light, Indicator D25
 Light, Work E7, E9
 Load Backrest F65
 Lock Tab A7
 Lower Radiator Hose C59
 LT Load Backrest F65
 LT Mast/Carriage Assembly 615MV-48H F9
 LT Mast/Carriage Assembly 615MV-60H F9
 LT Mast/Carriage Assembly 615MV-60S F9
 LT Mast/Carriage Assembly 615MV-84S F9
 LT Mast/Carriage Assembly 622MV-48H F23
 LT Mast/Carriage Assembly 622MV-60H F23
 LT Mast/Carriage Assembly 622MV-60S F23
 LT Mast/Carriage Assembly 622MV-84S F23
 LT Mast/Carriage Assembly 814FL-60H F35
 LT Mast/Carriage Assembly 814FL-60S F35
 LT Mast/Carriage Assembly 815MV-48H F37
 LT Mast/Carriage Assembly 815MV-60H F37
 LT Mast/Carriage Assembly 815MV-60S F37
 LT Mast/Carriage Assembly 815MV-84S F37
 LT Mast/Carriage Assembly 816FL-60H F49
 LT Mast/Carriage Assembly 822FL-60H F51
 LT Mast/Carriage Assembly 822FL-60S F51
 LT Mast/Carriage Assembly 822FL-84S F51
 LT Mast/Carriage Assembly 822MV-48H F53
 LT Mast/Carriage Assembly 822MV-60H F53
 LT Mast/Carriage Assembly 822MV-60S F53

M

Main Frame A3
 Manual Pouch D11
 Manual, Safety Label D51
 Mast Assembly - 115i OCL F9
 Mast Assembly - 97i OCL F9
 Mast Assembly F23, F37, F53
 Mast Lift Wiring Harness H23
 Mast/Carriage Assembly 612MV-48H F5
 Mast/Carriage Assembly 612MV-60H F5
 Mast/Carriage Assembly 612MV-60S F5
 Mast/Carriage Assembly 614FL-48H F7
 Mast/Carriage Assembly 614FL-60H F7
 Mast/Carriage Assembly 614FL-60S F7
 Mast/Carriage Assembly 622FL-48H F21
 Mast/Carriage Assembly 622FL-60H F21
 Mast/Carriage Assembly 622FL-60S F21
 Master Cylinder B33, B35

Mirror Kit D41
 Mount, Fender Assembly D49
 Mounting Plate, LH Engine C3
 Mounting Plate, RH Engine C3
 Muffler C47
 Muffler Gasket C47
 Muffler Mounting Bracket C47

N

Nameplate, Overhead Guard D3
 Neck, Filler C55
 Negative Battery Cable E3

O

Oil Filter, Engine C3
 Oil Pressure Gauge D25
 Oil Pressure Indicator Light D23
 Oil Pressure Switch (Standard) E19
 Oil Sender (Optional) E19
 Orbital, Steering D27
 Overhead Guard D3
 Overhead Guard D3
 Overhead Guard Lights Harness E7
 Overhead Guard Nameplate D3

P

Pad, Axle B3
 Pad, Pedal C53
 Paint, Beige G3
 Pallet Fork - RT-706H F67
 Pallet Fork - RT-708H F67
 Panel Assembly, LH D49
 Panel Assembly, RH D49
 Panel, Gauge D23, D25
 Park Brake Lever with Lock B37
 Pedal Pad C53
 Pedal, Accelerator C53
 Pedal, Brake B33
 Pivot Shaft A13, F3
 Plug, Ether D23, D25
 Plumb Chain D51
 Positive Battery Cable E3
 Pouch, Manual D11
 Power Harness D7
 Power Relay D7
 Primary Filter Element, Air Cleaner C45
 Pump, Hydraulic Supply Gear H5
 Push Rod Brake B33

R

Radiator C57, C59
 Radiator Cap A7, C59
 Radiator Hose, Lower C59
 Radiator Hose, Upper C59
 Rain Cap C45
 Rear Access Door D5
 Rear Deck Plate D9
 Rear Panel Assembly D49

WORD INDEX

Relay, Power D7
 Reservoir, Coolant C57
 Retractor, Seat Belt D15
 Return Filter H3
 Return Filter Element H3
 Return Spring (Brake) B35
 Rim B13, B23
 Ring Terminal C61
 Roof Assembly D49
 Roof Hook D49

S

Safety Label Manual D51
 Safety Tread D43
 Safety Tread, Brake Deck D43
 Seat Belt Bracket D15
 Seat Belt Retractor D15
 Seat Belt w/Retractor and Buckle D17
 Seat Support D19
 Seat, Solid D13
 Seat, Suspension D13
 Secondary Filter Element, Air Cleaner C45
 Sender E11
 Sender, Fuel Level C55
 Sender, Oil E19
 Sender, Water Temperature E19
 Service Indicator Kit C45
 Shaft, Drive C5, C23
 Shaft, Pivot A13, F3
 Shifter Clamp, Transmission D27
 Shifter, Transmission D27
 Shroud C57
 Side Shift Cylinder H19
 Sight Gauge H3
 Signals/Flashers Switch E9
 Skylight Assembly D49
 Slide Window with Latch D49
 Solid Seat D13
 Spacer, Wheel Nut B13
 SPST Switch H11
 Stack, Exhaust C47
 Starter C3
 Starting Kit C61
 Steering Column D27
 Steering Column/Orbital D27
 Steering Orbital D27
 Steering Wheel D27
 Step A9
 Support, Brake B33, B35
 Support, Seat D19
 Suspension Seat D13
 Switch E9
 Switch Assembly (4WD) E17
 Switch Nut, Ignition D7
 Switch Panel Assembly D5
 Switch, Brake Light E7
 Switch, Differential Lock D23, D25
 Switch, Dump E11
 Switch, Ignition D7

Switch, Oil Pressure E19
 Switch, Signals/Flashers E9
 Switch, SPST H11

T

Tab, Lock A7
 Tag, Ignition Key D7
 Tank Filter H3
 Thermo-Switch C61
 Thottle Mounting Bracket C51
 Three Section Directional Valve H13
 Throttle Bracket C51, C53
 Throttle Cable C51
 Throttle Pedal Assembly C51
 Tilt Cylinder H21
 Tire B13, B23
 Tire And Wheel Assembly B13, B23
 Transmission C5, C23
 Transmission Cover Plate, RH D9
 Transmission Mounting Bracket C3
 Transmission Shifter D27
 Transmission Shifter Clamp D27
 Transmission Temperature Gauge D23, D25
 Tread, Safety D43
 Turnsignal/Breaker Wiring Harness E7

U

Upper Access Door D7
 Upper Radiator Hose C59

V

Vacuator Valve C45
 Valve, Air B13, B23
 Valve, Four Section Directional H13
 Valve, Three Section Directional H13
 Valve, Vacuator C45
 Vandal Cover , Console D31
 Vandal Cover, LH A7
 Vandal Cover, RH A7
 Voltmeter Gauge D25

W

Water Temperature Gauge D25
 Water Temperature Sender E19
 Weather Strip D49
 Wheel Nut B3, B13, B23
 Wheel Nut Spacer B13
 Wheel, Steering D27
 Window with Latch, Slide D49
 Windshield Assembly D49
 Wiper Kit D39
 Wire Harness C61, D33
 Wire Harness, Gauge Panel Lights E9
 Work Light E7, E9

NUMERICAL INDEX

COMM.NO.	PAGE	COMM.NO.	PAGE	COMM.NO.	PAGE	COMM.NO.	PAGE
13031133	A-3	13268156	F-67	13395900	G-3	13487780	F-11
13039573	H-3	13284690	D-7	13401104	H-5		F-25
13064282	C-3	13284716	C-3	13401534	D-35		F-39
13066055	D-29	13287420	C-5	13407754	E-3		F-55
13067590	B-7		C-23	13421490	E-11	13487798	F-11
13082839	B-7	13305131	G-3	13423009	B-21		F-25
	B-27	13306519	E-3	13428883	F-11		F-39
13082870	B-11	13318365	C-3		F-25		F-55
13099015	H-5	13335674	F-11		F-39	13487806	F-11
	H-9		F-13		F-41		F-25
13104021	B-7		F-15		F-43	13487814	F-11
13155338	D-43		F-17		F-45		F-25
13155379	G-5		F-19		F-47	13487822	F-11
13161864	C-3		F-25		F-55		F-25
13163340	G-3		F-27		F-57		F-39
13163449	D-33		F-29		F-59		F-55
13163456	D-33		F-31		F-61	13487830	F-11
13165279	F-49		F-33		F-63		F-25
13198239	D-13	13335799	F-11	13429030	C-3		F-39
13198353	G-3		F-25	13431804	F-39		F-41
13199344	G-3		F-39	13431937	B-21		F-43
13224621	B-31		F-55	13444039	F-11		F-45
13228564	B-9	13337829	E-3		F-25		F-47
	B-21	13340492	D-3	13444047	F-11		F-55
	B-29	13345715	D-51		F-25		F-57
13228572	B-19	13360094	C-57		F-39		F-59
13228861	D-15		C-59		F-55		F-61
13229950	F-9	13360102	C-57	13444054	F-11		F-63
13229976	F-9	13360110	C-57		F-25	13487848	F-11
13229992	F-65	13360128	C-57	13444062	F-11		F-13
13243217	F-9	13360136	C-59		F-25		F-15
13243233	F-9	13360144	C-59		F-39		F-17
13243258	F-23	13360151	C-57		F-55		F-19
13243274	F-23	13360169	C-57	13446620	G-3		F-25
13243290	F-65	13360177	C-57	13450291	C-23		F-27
13243316	F-23	13360193	C-57	13462700	F-39		F-29
13243332	F-23	13360268	C-57	13469010	E-5		F-31
13243357	F-37	13360292	C-59	13474564	E-11		F-33
13243373	F-37	13360300	C-59		E-13	13487855	F-11
13243415	F-37	13360318	C-59	13487715	F-9		F-25
13243431	F-37	13360391	C-51	13487723	F-9		F-39
13243456	F-53	13360516	C-3	13487731	F-11		F-55
13243472	F-53	13360714	F-11	13487749	F-11	13487863	F-11
13243514	F-53		F-25	13487756	F-11		F-25
13243530	F-53	13360722	F-25	13487764	F-11	13487871	F-11
13247408	B-7	13360730	C-3		F-25		F-25
13247416	B-9	13375506	G-5		F-39		F-39
13247424	B-29	13375514	G-5		F-55		F-55
13247432	B-29	13375530	C-51	13487772	F-11	13487889	F-11
13247440	B-25	13384169	B-3		F-25		F-25
13253174	B-21	13385067	D-7		F-39		F-39
13259346	F-65	13385257	H-19		F-55		F-55

NUMERICAL INDEX

COMM.NO.	PAGE	COMM.NO.	PAGE	COMM.NO.	PAGE	COMM.NO.	PAGE
13487897	F-11	13488044	F-13	13488077	F-13	13488184	F-17
	F-25		F-15		F-15		F-19
	F-39		F-17		F-17		F-31
	F-55		F-19		F-19		F-33
13487905	F-11		F-27		F-41		F-45
	F-25		F-29		F-43		F-47
	F-39		F-31		F-45		F-61
	F-55		F-33		F-47		F-63
13487913	F-11		F-41	13488085	F-13	13488192	F-17
	F-25		F-43		F-15		F-19
	F-39		F-45		F-17		F-31
	F-55		F-47		F-19		F-33
13487921	F-11		F-57		F-41		F-45
	F-25		F-59		F-43		F-47
	F-39		F-61		F-45		F-61
	F-55		F-63		F-47		F-63
13487939	F-11	13488051	F-13	13488093	F-13	13488200	F-17
	F-25		F-15		F-15	13488218	F-17
	F-39		F-17		F-41	13488226	F-9
	F-55		F-19		F-43	13488234	F-19
13487947	F-11		F-27	13488101	F-9	13488242	F-19
13487954	F-11		F-29	13488119	F-13	13488259	F-23
13487962	F-11		F-31	13488127	F-15	13488267	F-25
13487970	F-11		F-33	13488135	F-9	13488275	F-25
13487988	F-11		F-41	13488143	F-17	13488283	F-25
13487996	F-11		F-43		F-19	13488291	F-25
13488002	F-9		F-45	13488150	F-17	13488309	F-25
	F-11		F-47		F-19	13488317	F-25
13488010	F-13		F-57		F-41		F-39
	F-15		F-59		F-43		F-55
	F-27		F-61		F-45	13488325	F-25
	F-29		F-63		F-47	13488333	F-25
	F-31	13488069	F-13		F-57	13488341	F-25
	F-33		F-15		F-59	13488358	F-25
13488028	F-13		F-17		F-61	13488366	F-25
	F-15		F-19		F-63	13488374	F-25
	F-17		F-27	13488168	F-17	13488382	F-25
	F-19		F-29		F-19	13488390	F-25
	F-27		F-31		F-45	13488408	F-25
	F-29		F-33		F-47	13488416	F-25
	F-31		F-41	13488176	F-17	13488424	F-25
	F-33		F-43		F-19	13488432	F-23
13488036	F-13		F-45		F-31		F-25
	F-15		F-47		F-33	13488440	F-27
	F-27		F-57		F-45	13488457	F-23
	F-29		F-59		F-47	13488465	F-29
	F-31		F-61		F-61	13488473	F-23
	F-33		F-63		F-63	13488481	F-31
						13488499	F-31
						13488507	F-23
						13488523	F-33
						13488556	F-33

NUMERICAL INDEX

COMM.NO.	PAGE	COMM.NO.	PAGE	COMM.NO.	PAGE	COMM.NO.	PAGE
13488564	F-37	13488960	F-53	50806496	D-29	54604392	H-15
13488572	F-39		F-55	50959824	C-9		H-17
	F-55	13488978	F-57		C-27	54612494	G-3
13488580	F-39	13488986	F-53	51009116	C-7	54632781	B-7
	F-55	13488994	F-59		C-25		B-27
13488598	F-39	13489000	F-53	54468095	C-23	54680087	C-45
	F-55	13489018	F-61	54468103	C-5	54680103	C-45
13488606	F-39	13489026	F-61		C-23	54683495	C-21
	F-55	13489034	F-53	54483052	C-9	54705447	B-11
13488614	F-39	13489042	F-63	54483086	C-9	56998503	H-21
	F-55	13489059	F-63	54483961	C-19	58754433	C-61
13488622	F-39	13489125	F-11	54484134	C-19	58766692	H-15
13488655	F-39	13489133	F-11	54484225	C-21		H-17
13488663	F-39		F-25	54484233	C-21	58785957	C-59
13488689	F-37		F-39	54484381	C-17	58788811	D-23
	F-39		F-55	54493168	C-25	58788829	D-23
13488705	F-41	13489141	F-11	54493176	C-25	58788837	D-23
	F-43		F-39	54493200	C-11	58788852	E-11
	F-45		F-55		C-29	58788894	D-25
	F-47	13489158	F-11	54493218	C-11	58803958	B-7
	F-57		F-39		C-29		B-27
	F-59		F-55	54493226	C-11	58804444	B-29
	F-61	13489166	F-11		C-29	58808825	H-21
	F-63		F-25	54493234	C-13	58811779	C-45
13488762	F-41		F-39		C-31	58812181	C-55
	F-43		F-55	54493242	C-13	58813304	E-7
	F-45	13489174	F-11		C-31		E-9
	F-47		F-25	54493259	C-37	58813338	E-7
	F-57		F-39	54493275	C-41		E-9
	F-59		F-55	54493283	C-41	58814104	E-7
	F-61	13489208	F-25	54493291	C-41	58814526	C-61
	F-63	13489216	F-25	54493325	C-41	58814815	E-11
13488770	F-41	13489224	F-39	54493333	C-41		E-13
13488788	F-37		F-55	54493341	C-41	58817727	C-57
13488796	F-43	13490701	D-15	54493358	C-41	58827122	C-57
13488804	F-37	13490727	D-15	54493366	C-41	58827130	D-3
13488812	F-45	13492772	D-15	54493382	C-41	58827262	A-3
13488820	F-45	13492780	D-15	54493390	C-41	58827684	H-5
13488838	F-37	13492798	D-15	54493416	C-41	58827791	A-11
13488846	F-47	13492806	D-15	54493424	C-21	58835398	D-23
13488853	F-47	13492830	H-19		C-43		D-25
13488861	F-53	13492848	H-19	54508577	C-47	58841818	H-11
13488879	F-55	13493002	C-21	54516836	E-3	58848094	E-19
13488887	F-55	35304286	G-3	54576723	H-5	58849829	H-3
13488895	F-55	49181875	E-3	54577804	D-29	58850694	E-9
13488903	F-55	50266287	B-33	54577812	D-29	58850926	E-7
13488911	F-55	50266907	C-45	54577846	H-19	58850934	E-7
13488929	F-55	50274299	C-55	54604350	H-15	58850959	E-7
13488937	F-55		C-59		H-17	58851478	H-9
13488945	F-55	50754977	C-25	54604384	H-15	58858564	D-27
13488952	F-55	50755230	C-17		H-17	58874389	D-51
			C-41			58874397	D-51

NUMERICAL INDEX

COMM.NO.	PAGE	COMM.NO.	PAGE	COMM.NO.	PAGE	COMM.NO.	PAGE
58878000	E-19	58969486	D-49	59113415	C-57	59130708	C-13
58880303	D-51	58969494	D-49	59113696	D-27		C-31
58883141	D-31	58969502	D-49	59113761	D-23	59130716	C-13
58883257	D-39	58969510	D-49		D-25		C-31
58883273	E-21	58969528	D-49	59114207	C-53	59130724	C-13
58883596	D-31	58969536	D-49	59117341	C-51		C-31
58883901	A-7	58969544	D-49	59118513	E-19	59130732	C-9
58884057	D-41	58969551	D-49	59119776	D-33		C-27
58884420	C-55	58969585	D-49	59121772	C-61	59130740	C-9
58886029	C-9	58974155	B-9	59124107	C-7		C-27
58886052	C-9	59000596	D-5		C-25	59130757	C-9
	C-27	59004838	F-5	59124115	C-25		C-27
58886136	C-11	59004846	F-7		C-29	59130773	C-9
	C-29		F-35	59124123	C-7		C-27
58891136	H-15	59004853	F-9		C-25	59130781	C-9
	H-17		F-37	59124131	C-7		C-27
58891144	H-15	59004861	F-49		C-25	59130799	C-9
	H-17	59004879	F-21	59124164	C-7		C-27
58891169	H-15		F-23		C-25	59130807	C-9
	H-17		F-51	59124172	C-7		C-27
58916537	B-7		F-53		C-25	59130815	C-9
58916545	B-7	59006205	G-3	59124198	C-13		C-27
58916974	B-11	59010173	D-3		C-31	59130823	C-9
58917261	D-7		G-3	59125005	D-49		C-27
58926973	C-55	59012781	G-3	59125013	D-49	59130831	C-9
58935644	H-21	59015602	H-19	59125609	D-33		C-27
58963562	D-3	59020008	G-3	59125658	D-33	59130849	C-9
58965492	C-49	59020040	G-3	59126946	D-7		C-27
58965526	G-3	59031559	B-35	59126961	D-7	59130856	C-13
58965583	G-3		H-9	59127076	D-7		C-31
58965609	G-3	59044297	D-25	59128470	C-47	59130864	C-13
58965617	G-3	59046607	D-49	59128900	D-27		C-31
58969239	D-49	59046904	D-25	59129155	E-17	59130872	C-13
58969247	D-49	59046920	D-23	59129171	C-59		C-31
58969254	D-49		D-25	59130617	C-25	59130880	C-13
58969262	D-49	59048959	G-3	59130625	C-7		C-31
58969270	D-49	59051151	G-3		C-25	59130898	C-31
58969288	D-49	59072249	D-49	59130633	C-7	59130930	C-11
58969296	D-49	59072330	D-49		C-25		C-29
58969304	D-49	59072736	D-49	59130641	C-7	59130948	C-11
58969312	D-49	59075762	C-45		C-25		C-29
58969320	D-49	59083113	G-3	59130658	C-7	59130955	C-11
58969338	D-49	59083121	G-3		C-25	59130963	C-11
58969346	D-49	59087395	G-5	59130666	C-7	59130971	C-11
58969353	D-49	59087569	G-3		C-25	59130989	C-11
58969361	D-49	59088344	D-29	59130674	C-7		C-29
58969387	D-49	59093930	D-33		C-25	59131003	C-11
58969403	D-49	59098764	C-55	59130682	C-7		C-29
58969411	D-49	59109595	D-35		C-25	59131037	C-7
58969437	D-49	59109629	D-35	59130690	C-7	59131052	C-11
58969460	D-49	59109637	D-35		C-25		C-29
58969478	D-49	59109652	D-35			59131110	C-25

NUMERICAL INDEX

COMM.NO.	PAGE	COMM.NO.	PAGE	COMM.NO.	PAGE	COMM.NO.	PAGE
59131144	C-11	59131300	C-15	59137448	D-23	59143651	C-19
59131151	C-11		C-17		D-25		C-37
59131169	C-11		C-19	59139204	D-19	59143669	C-19
59131177	C-11		C-33	59139220	D-19		C-37
59131185	C-11		C-35	59139238	C-45	59143677	C-19
	C-29		C-37	59141986	B-17		C-37
59131193	C-13	59131318	C-15	59143404	C-15	59143685	C-19
	C-31		C-17		C-33		C-37
59131201	C-13		C-19	59143412	C-15	59143693	C-37
	C-31		C-33		C-33	59143701	C-19
59131219	C-13		C-35	59143420	C-15		C-37
	C-31		C-37		C-33	59143727	C-17
59131227	C-13	59131326	C-15	59143438	C-15	59143735	C-17
	C-31		C-17	59143453	C-33		C-35
59131235	C-31		C-33	59143461	C-15		C-41
59131243	C-15		C-35	59143479	C-17	59143743	C-17
	C-17		C-37		C-19		C-35
	C-19	59131334	C-15		C-35		C-41
	C-33		C-17		C-37	59143750	C-17
	C-35		C-19	59143495	C-35		C-35
	C-37		C-33	59143503	C-17		C-41
59131250	C-15		C-35		C-35	59143784	C-21
	C-17		C-37	59143511	C-17		C-43
	C-19	59131342	C-15		C-19	59143792	C-21
	C-33		C-33		C-35		C-43
	C-35	59131359	C-15		C-37	59143800	C-21
	C-37		C-17	59143529	C-17		C-43
59131268	C-15		C-19		C-35	59143818	C-43
	C-17	59131367	C-15	59143537	C-17	59143826	C-21
	C-19		C-19		C-35		C-43
	C-33	59131375	C-15	59143545	C-17	59143834	C-21
	C-35		C-33		C-35		C-43
	C-37	59131383	C-15	59143552	C-17	59143842	C-21
59131276	C-15		C-33		C-35		C-43
	C-17	59131391	C-15	59143560	C-17	59143859	C-21
	C-19		C-17		C-35		C-43
	C-33		C-19	59143578	C-17	59143867	C-21
	C-35		C-33		C-35		C-43
	C-37		C-35		C-41	59143883	C-21
59131284	C-15		C-37	59143586	C-35		C-43
	C-17	59132084	G-3		C-41	59143891	C-21
	C-19	59132118	G-3	59143594	C-17		C-43
	C-33	59132324	D-25		C-35	59143909	C-21
	C-35	59132852	C-45		C-41		C-43
	C-37	59132910	C-45	59143610	C-17	59143917	C-21
59131292	C-15	591331268	C-37		C-35		C-43
	C-17	59133579	C-9		C-41	59143925	C-21
	C-19		C-27	59143628	C-17		C-43
	C-33	59134676	A-7		C-35	59143933	C-21
	C-35	59137406	D-23	59143644	C-19		C-43
	C-37		D-25		C-37	59143941	C-21
							C-43

NUMERICAL INDEX

COMM.NO.	PAGE	COMM.NO.	PAGE	COMM.NO.	PAGE	COMM.NO.	PAGE
59143958	C-21	59146340	B-7	59153643	B-21	59154518	D-17
	C-43		B-27		B-29	59154526	D-17
59143966	C-21	59146357	B-7	59153650	B-9	59154542	D-17
	C-43		B-27		B-21	59154823	D-17
59143974	C-21	59146365	B-7		B-29	59155051	D-15
	C-43		B-27	59153676	B-11	59155119	C-45
59143982	C-21	59146381	B-7	59153684	B-11	59155127	C-45
	C-43		B-27	59153700	B-11	59156901	D-13
59143990	C-43	59146415	B-7	59153718	B-11	59157792	E-7
59144006	C-21		B-27	59153726	B-11	59159558	D-27
	C-43	59146423	B-7	59153734	B-11	59163758	B-3
59144014	C-43		B-27	59153742	B-11		B-13
59144022	C-43	59146449	B-9	59153759	B-11		B-23
59144030	C-21		B-21	59154039	B-17	59165001	D-23
	C-43		B-29		B-31		D-25
59144055	C-21	59146456	B-9	59154070	B-17	59166231	G-3
	C-43		B-21		B-19	59170555	D-27
59144089	C-25		B-29		B-25	59174789	H-19
59144097	C-25	59146480	B-29	59154088	B-19	59179226	C-47
59144105	C-25	59146498	B-21		B-25	59184143	E-15
59144113	C-25		B-29	59154120	B-7	59185074	D-11
59144139	C-45	59146548	B-21		B-27	59186973	F-67
59144147	C-45		B-29	59154138	B-7	59186981	F-67
59145649	C-35	59146555	B-21		B-27	59186999	F-67
59145656	C-39		B-29	59154146	B-7	59187005	F-67
59145664	C-17	59146571	B-29		B-27	59193110	F-65
	C-41	59146589	B-29	59154153	B-7	59193128	F-65
59146233	B-5	59146605	B-9		B-27	59193250	F-21
	B-25		B-29	59154161	B-7	59193268	F-21
59146241	B-5	59146613	B-9	59154179	B-7	59193276	F-21
	B-9		B-21		B-27	59193573	F-65
	B-25		B-29	59154187	B-7	59193714	A-11
	B-27	59146654	B-9		B-27	59194126	B-7
	B-29		B-29	59154195	B-7		B-27
59146258	B-7	59146662	B-9		B-27	59194134	B-29
	B-27		B-29	59154351	D-15	59194159	B-29
59146274	B-7	59146670	B-9		D-17	59194167	B-29
	B-27		B-29	59154377	D-15	59194217	B-17
59146282	B-7	59147033	B-35		D-17		B-31
	B-15	59149369	E-7	59154385	D-15	59194233	B-19
	B-27	59151134	H-23	59154419	D-17		B-25
59146290	B-7	59153601	B-9	59154427	D-15	59195685	D-15
	B-27		B-21		D-17	59195719	D-17
59146308	B-21		B-29	59154435	D-15	59200766	E-5
	B-29	59153619	B-9		D-17	59201236	B-13
59146316	B-7		B-21	59154443	D-15	59201707	B-13
	B-27		B-29		D-17	59201715	B-13
59146324	B-7	59153627	B-9	59154450	D-17	59201723	B-13
	B-27		B-29	59154476	D-17	59201772	A-13
59146332	B-7	59153635	B-21	59154484	D-17		F-3
	B-27		B-29	59154492	D-17	59201897	B-13
				59154500	D-17	59202101	B-3

NUMERICAL INDEX

COMM.NO.	PAGE	COMM.NO.	PAGE	COMM.NO.	PAGE	COMM.NO.	PAGE
59202119	B-3	59222927	D-37	59242677	B-7	59247262	G-3
59202192	H-21	59223024	D-43	59242685	B-7	59248302	H-23
59202606	D-3		D-45	59242727	B-7	59248328	D-5
59202663	D-9		D-47	59242735	B-7	59248377	F-67
59202721	D-23	59223065	D-27	59242743	B-7	59248443	H-9
	D-25	59223073	D-27	59242750	B-7	59248492	D-43
59205468	B-33	59223115	D-23	59242768	B-7	59248542	H-19
	B-35	59223123	D-25	59242776	B-7	59248567	C-7
59205583	B-37	59223131	H-21	59242792	B-7		C-11
59205666	C-3	59223149	A-3	59242818	B-7	59248583	B-13
59205674	C-3	59223230	A-3	59242826	B-9	59249011	C-7
59206185	F-65	59223248	A-3	59242834	B-9	59249029	C-7
59207266	D-27	59231027	E-9		B-29	59249037	C-7
59208900	B-33	59231050	B-23	59242842	B-9	59249045	C-7
	B-35	59231068	E-7	59242867	B-9	59249052	C-7
59208918	B-33	59231076	E-9	59242883	B-11	59249094	C-13
59208934	B-37	59231092	D-7	59242891	B-11	59249128	C-15
59208967	B-37	59231126	D-23	59243006	B-11	59249136	C-19
59209098	B-33	59231134	D-25		B-19	59251652	B-23
59209106	B-33	59231175	E-19		B-21	59251660	B-3
	B-35	59231191	H-9		B-25	59251678	B-13
59209189	B-35	59235119	B-37		B-29	59270470	C-47
59209197	B-35	59235150	B-37	59243014	B-11	59283655	A-5
59209643	A-9	59235168	B-37	59243022	B-11	59283713	F-5
59209668	H-19	59240507	H-5	59243030	B-11	59283721	F-5
59209841	B-3	59240515	C-5	59243048	B-11	59283739	F-5
59209882	D-9	59240523	C-23	59243055	B-11	59283747	F-7
59209890	D-9	59240531	B-23	59243071	B-11	59283754	F-7
59209924	B-23	59240564	B-37	59243089	B-11	59283762	F-7
59209940	B-13	59240598	H-11	59243097	B-11	59283770	F-35
59209957	B-13	59240606	B-13	59243105	B-11	59283788	F-35
59215103	D-19	59240614	B-13	59243113	B-27	59283796	F-51
59218842	H-3	59240622	H-21	59243121	B-27	59283804	F-51
59218859	H-9	59240630	H-23	59243139	B-21	59283812	F-51
59218883	H-7	59240648	H-23		B-29	59286013	H-11
59218891	E-17	59240655	H-13	59243147	B-21	59291245	D-27
59219030	E-7	59240663	H-13		B-29	59302554	E-11
59219048	E-7	59240671	H-23	59243162	B-9	59306357	G-3
59219139	G-3	59240689	H-23		B-29	59306365	G-3
59219147	E-17	59242537	B-21	59243543	G-5	59307017	C-47
59219188	G-3		B-29	59243550	G-5	59311621	C-45
59219204	A-7	59242545	B-21	59245217	H-21	59315200	C-59
59219212	D-33		B-29	59245225	H-21	59324392	C-55
59219220	D-9	59242552	B-21	59245233	H-21	59325712	D-7
	D-43		B-29	59246728	A-7		D-33
59219238	A-7	59242560	B-21	59246793	H-3	59325720	E-7
59220012	D-9	59242594	B-21	59246835	B-9	59327833	H-13
59220129	H-3		B-29		B-21	59327841	A-3
59220178	B-37	59242602	B-17		B-29		B-33
59221614	D-45	59242644	B-7	59246850	B-21		C-47
	D-47	59242651	B-7		B-29	59327890	A-11
59221630	H-5	59242669	B-7	59246892	D-15	59327916	C-3

NUMERICAL INDEX

COMM.NO.	PAGE	COMM.NO.	PAGE	COMM.NO.	PAGE	COMM.NO.	PAGE
59331934	C-59	59457200	H-3	59596619	D-29	59794123	B-5
59332494	H-5	59461368	D-27	59616540	C-59		B-9
59340117	H-11	59462796	C-51	59625012	C-59		B-25
59352476	C-61		C-57	59630798	C-3		B-29
59352542	C-61		C-59	59662197	H-3	59794149	B-7
59363259	C-55	59464610	D-13	59670554	E-7		B-27
	C-59	59465153	C-59	59680983	A-3	59807941	A-3
59365130	E-3	59465658	C-51		A-9		A-9
59366971	C-61	59465666	C-59		C-57		B-33
59374165	C-51	59468389	D-43		D-9		B-37
59374215	F-67		G-3		D-33		C-57
59374322	F-67	59468397	G-3		D-43		C-59
59374330	F-67	59471789	C-53	59704411	D-33		D-9
59375295	D-29	59471805	C-53	59717702	B-37		D-33
59375790	D-29	59471813	C-53		D-43		D-43
59377614	H-11	59471821	C-53		E-5	59811364	D-19
59377622	H-11	59471839	C-53	59726075	E-11	59816322	E-19
59377630	H-11	59471847	C-53		E-13	59818393	D-7
59377663	H-11	59471854	C-53	59726414	D-5	59848424	D-5
59379412	D-29	59471870	C-53	59759720	E-9	59854828	D-33
59379552	D-29	59471888	C-53	59764514	D-5	59854877	D-33
59392795	D-33	59471904	C-53	59769364	B-19	59854943	D-33
59393389	D-29	59471938	C-53		B-21	59866970	C-61
59398925	C-61	59475111	C-55		B-25	59869917	C-51
59401232	C-61	59480996	D-7		B-29		E-11
59408542	H-23		H-11	59769653	B-7		H-3
59410696	C-3	59481572	C-9		B-27	59873976	C-47
59411652	C-3		C-27	59769661	B-7	59876201	D-23
59414821	C-51	59483339	E-7		B-27		D-25
59414961	H-3	59485714	F-67	59769935	B-11	59879791	C-49
59414979	E-19	59491936	F-67	59787465	E-7	59887182	C-57
59416206	H-11	59492512	D-23	59790824	B-29		D-33
59416214	H-11		D-25	59790865	B-29	59904961	B-29
59416222	H-11	59510065	C-53	59791004	B-29	59918441	H-19
59416230	H-11	59524447	B-13	59793034	B-7	59918557	H-21
59416248	H-11		B-23	59793182	B-11	59918573	A-3
59416255	H-11	59539569	C-55	59793190	B-11		C-51
59416263	H-11		D-3	59793430	B-11		D-43
59417071	H-11		D-19	59793521	B-5		E-5
59417170	H-11		H-3		B-15		E-11
59417519	D-5	59544213	A-11		B-21	59918615	B-35
59417527	D-5	59545616	E-11		B-25	59918649	H-19
59418087	A-7	59565036	A-3		B-29	59919654	H-9
59427039	E-7		B-33	59793786	B-7	59921031	H-5
	E-9	59583294	C-61		B-27		H-7
59427096	D-33	59583302	C-61	59794073	B-11		H-21
59436931	E-3	59583450	H-7	59794115	B-5	59922153	B-37
59450437	B-33	59584482	H-11		B-9		D-9
59455154	H-19	59587196	H-3		B-25	59922245	H-5
59455626	B-33	59588392	H-3		B-29	59922260	H-23
59455931	B-33	59596544	D-29			59922518	E-17
59457192	C-51	59596593	D-29			59922542	H-5

NUMERICAL INDEX

COMM.NO.	PAGE	COMM.NO.	PAGE	COMM.NO.	PAGE	COMM.NO.	PAGE
59922583	C-59	95030771	D-33	95920377	A-11	95923348	C-55
59922591	C-59	95037446	D-33		C-51		D-3
59922641	H-3	95090106	D-33	95920419	A-7		D-19
59922658	H-3	95097390	D-33	95920443	A-7		H-3
59922666	H-5	95207478	E-9		D-9	95923355	A-13
59922716	H-9	95209094	C-55		D-43		F-3
59922807	B-35	95223269	H-11	95920492	H-7	95923488	H-11
	E-17	95250692	C-59	95920526	B-37	95923918	B-33
	H-5	95279071	C-59	95920625	H-13	95924007	B-37
	H-9	95279402	H-3	95920658	C-59	95924023	H-11
59922849	H-9	95286266	C-59	95920815	C-5	95924049	C-53
59922864	H-19	95287629	H-9		C-23	95929782	D-13
59922898	H-5	95301883	D-33	95922118	E-9	95931366	E-13
59922922	H-23	95302683	C-59	95922225	D-9	95934873	D-5
59922930	H-3	95323366	E-17		D-43	95936027	B-33
59922971	H-3		H-9	95922233	C-47	95938437	D-7
59923037	H-3	95323465	H-13		C-51		H-11
59923060	E-7	95364030	D-31		D-31	95992095	D-5
59923094	H-3	95368338	B-37	95922324	A-11		D-9
59923615	C-59	95373973	D-33		C-51	96701370	E-3
59923961	E-17		E-15		D-19	96701495	C-47
59924027	H-3	95378873	C-55		H-9		C-55
59924480	H-3	95379392	C-51	95922332	H-11		E-3
59928606	E-11	95396776	C-55	95922365	A-7		E-11
59929026	H-7	95424586	C-59		B-37		E-13
59931345	H-21		E-11	95922373	D-27		H-19
59936435	H-3		E-13	95922399	H-11	96701560	B-3
59941682	C-61	95480083	H-3	95922829	D-9		B-13
	D-11	95563045	D-35		D-43		B-23
	E-7	95919197	A-3	95922993	H-11	96702279	C-47
	E-15	95919205	H-19	95923041	E-9		C-51
	H-23		H-23	95923058	C-51	96702287	C-53
59947507	G-3	95919221	A-5		H-11	96702410	C-5
59965962	C-57		B-33	95923074	B-37		C-23
	C-61		C-47	95923090	B-33	96702428	C-57
	D-9	95919239	B-33	95923298	C-51	96702816	C-45
	D-11	95919254	A-3		D-5	96702824	C-57
	D-43		D-27		D-19	96703111	C-3
	E-15		D-33		H-11	96703665	B-3
	H-3	95919304	H-21		H-19		B-13
	H-11	95919395	H-9		H-21		B-23
	H-23	95919585	C-55		H-23	96704176	C-57
59971457	E-19		D-19	95923314	A-7	96704564	E-11
59974915	E-11		H-3		B-37	96704606	C-57
	E-13	95919593	D-3		D-31		E-3
59978858	C-55	95919684	D-3		D-33	96704713	C-53
59988642	E-9	95919767	D-19	95923322	A-5	96704812	C-53
59988683	E-9	95919932	A-13		B-33	96705041	C-57
59998146	D-5		F-3		D-33	96705132	E-13
	D-21	95920047	A-11			96705678	B-13
95010617	D-33	95920294	C-3				B-23
95011060	C-59					96712674	D-13

NUMERICAL INDEX

COMM.NO.	PAGE	COMM.NO.	PAGE	COMM.NO.	PAGE	COMM.NO.	PAGE
96714399C-47						
C-51						
C-53						
E-3						
96719190C-59						
96727581C-53						
96738596C-3						
C-47						
C-55						
E-3						
E-11						
E-13						
96740337B-3						
96740980D-27						
96741038C-45						
C-57						
D-13						
H-13						
96741046A-5						
C-5						
C-23						
C-57						
C-59						
D-33						



PARTS WARRANTY

Ingersoll-Rand Company ("Company") through its distributor warrants that parts manufactured by it will be as specified and will be free from defects in material and workmanship. The Company's liability under this warranty shall be limited to the repair or replacement of any part which was defective at the time of shipment provided Purchaser notifies the Company of any such defect promptly upon discovery, but in no event later than six (6) months from the date of shipment of such part by the Company.

Repairs and replacements shall be made by the Company F.O.B point of shipment. The Company shall not be responsible for costs of transportation, removal, or installation.

Warranties applicable to material and equipment supplied by the Company but wholly manufactured by others, shall be limited to the warranties extended to the Company by the manufacturer which are able to be conveyed to the Purchaser.

This warranty does not apply to failures occurring as a result of abuse, misuse, negligent repairs, corrosion, erosion, and normal wear and tear, alterations, or modifications made to the part without express written consent of Ingersoll-Rand.

THIS WARRANTY IS IN LIEU OF ALL OTHER WARRANTIES (EXCEPT OF TITLE), EXPRESSED OR IMPLIED, AND THERE ARE NO WARRANTIES OF MERCHANTABILITY OR OF FITNESS FOR A PARTICULAR PURPOSE.

LIMITATION OF LIABILITY

The remedies of the user set forth under the provisions of warranty outlined above are exclusive and the total liability of Ingersoll-Rand; or its distributor with respect to this sale; or the equipment and service furnished hereunder, in connection with the performance or breach thereof, or from the sale, delivery, installation, repair or technical direction covered by or furnished under this sale, whether based on contract warranty, negligence, indemnity, strict liability or otherwise shall not exceed the purchase price of the unit of equipment upon which such liability is based.

Ingersoll-Rand and its distributor shall in no event be liable to the user, any successors in interest, or any beneficiary of assignee relating to this sale for any consequential, incidental, indirect, special, or punitive damages arising out of this sale; or any breach upon lost goodwill, lost profits or revenue, interest, work stoppage, impairment of other goods, loss by reason of shutdown or non-operation, increased expenses of operation of the equipment, loss of use of power system, cost of purchase of replacement power; or claims of user or customer of the user for service interruption whether or not such loss or damage is based on contract, warranty, negligence, indemnity, strict liability or otherwise.



Road Development
Ingersoll-Rand Company
312 Ingersoll Drive
Shippensburg, PA 17257