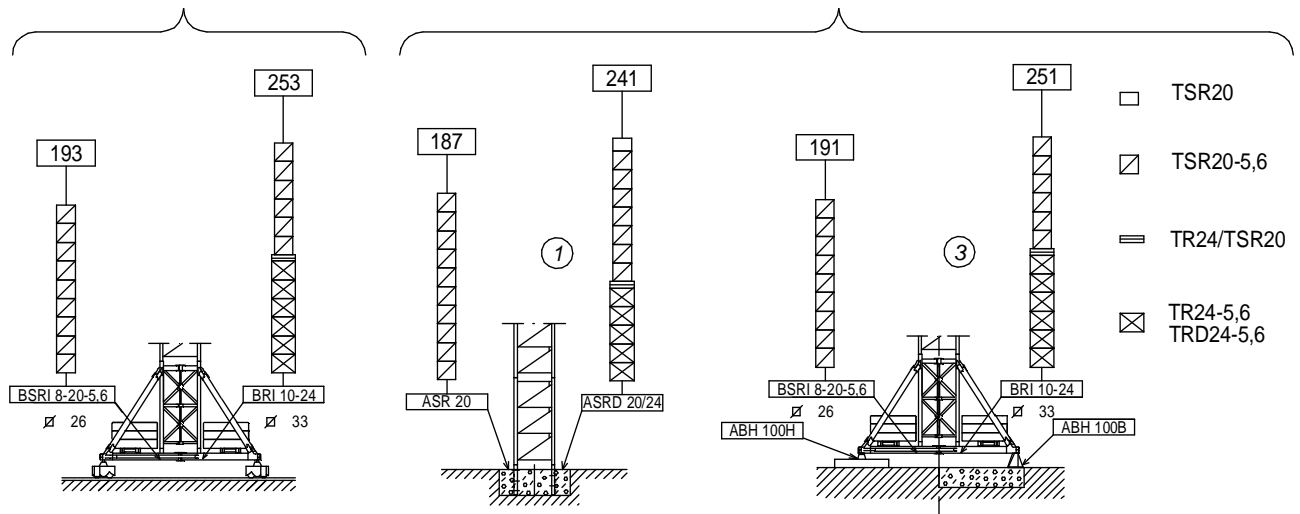


(H) TRASLACIÓN / TRAVELLING

(H) ESTACIONARIA / STATIONARY



Fecha / Date: 08/02/2017

FEM 1005 – C25



Reservado el derecho a modificaciones sin previo aviso. Declinamos toda responsabilidad derivada de la información proporcionada / Subject to modification, without previous warning. This information is supplied without liability /

CARGAS / LOADS







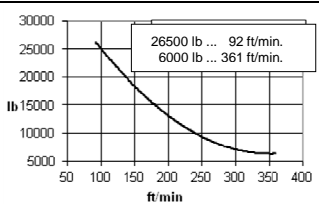
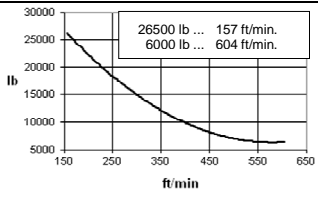

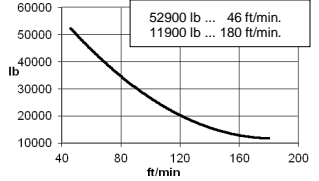
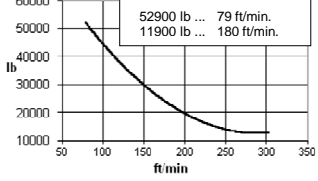

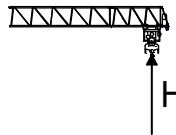

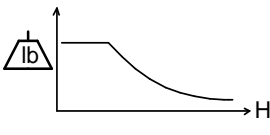
J700

ST-SR (lb)		Cargas máximas / Maximum loads Single Trolley – Single Reeving – 26500 lb										
[ft]	26500 lb @ ... (ft)	Alcance del gancho [ft] / Hook reach [ft]										
		82	98	113	131	151	169	187	207	225	244	262
262	142	26500	26500	26500	26500	24700	21500	19000	16700	15000	13400	12100
244	148	26500	26500	26500	26500	25900	22600	19900	17600	15800	14100	—
225	169	26500	26500	26500	26500	26500	26500	23500	20800	18700	—	—
207	180	26500	26500	26500	26500	26500	26500	25400	22500	—	—	—
187	183	26500	26500	26500	26500	26500	26500	25800	—	—	—	—
169	169	26500	26500	26500	26500	26500	26500	—	—	—	—	—
151	151	26500	26500	26500	26500	26500	—	—	—	—	—	—
131	131	26500	26500	26500	26500	—	—	—	—	—	—	—
113	113	26500	26500	26500	—	—	—	—	—	—	—	—

ST - DR [lb]		Cargas máximas / Maximum loads Single Trolley – Double Reeving – 52900 lb										
[ft]	52900 lb @ ... (ft)	Alcance del gancho [ft] / Hook reach [ft]										
		82	98	113	131	151	169	187	207	225	244	262
262	75	48100	39000	33100	27600	23200	20000	17500	15200	13400	11800	10600
244	78	50300	40800	34600	29000	24400	21100	18400	16000	14200	12600	—
225	90	52900	47600	40500	34000	28800	25000	22000	19300	17200	—	—
207	95	52900	51100	43600	36700	31100	27100	23800	20900	—	—	—
187	97	52900	51900	44300	37300	31600	27500	24300	—	—	—	—
169	100	52900	52900	46000	38800	32800	28700	—	—	—	—	—
151	103	52900	52900	47700	40300	34200	—	—	—	—	—	—
131	104	52900	52900	48300	40800	—	—	—	—	—	—	—
113	105	52900	52900	48500	—	—	—	—	—	—	—	—

CARACTERISTICAS DE MECANISMOS / MECHANISMS

J700

*opcional *optional						
	EC88110VF 65 kW	*EC150185VF 110 kW	TG4025VFJ600 4 x 7,5 kW	OG4006VF 4 x 7,5 kW	TC15105VF 11 kW	TH4010 29,4 kW
			0...82 ft/min	0...0,8 r/min sl/min	26500 0...344 ft/min 52900 ft 0...171 ft/min	1.9 ft/min
			 480V 60Hz EC88110VF: AMPERAGE = 182 A EC150185VF: AMPERAGE = 241 A			
	H ≤ SR DR	1430 ft 715 ft				

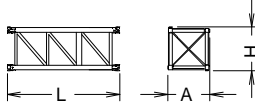
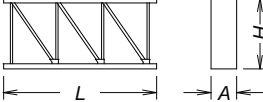
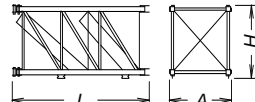
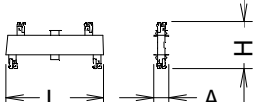
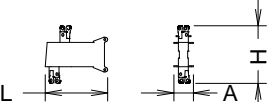
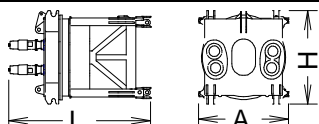
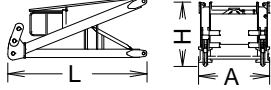
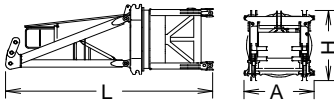
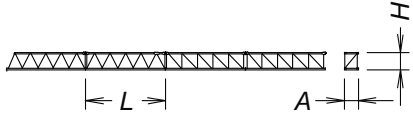
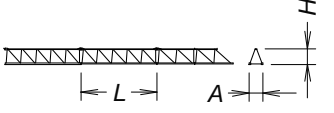
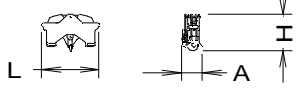
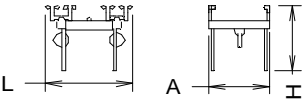
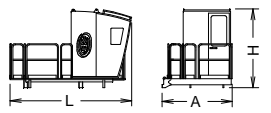
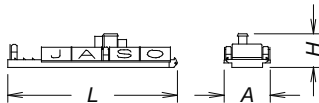


Fecha / Date: 08/02/2017



FEM 1005 – C25

Reservado el derecho a modificaciones sin previo aviso. Declinamos toda responsabilidad derivada de la información proporcionada / Subject to modification, without previous warning. This information is supplied without liability /

LISTA DE EMBARQUE / PACKING LIST				J700			
DENOMINACIÓN / DENOMINATION		L [ft]	A [ft]	H [ft]	P / W [lb]		
Torre inferior <i>Lower tower</i>	TSRI 20-5,6		19.7	7.4	7.4	14500	
Torre desmontada <i>Dismantled tower</i>	TRD24-5,6		19.7	3.8	8.3	11370	
Torre <i>Tower</i>	TSR20 TSR20-5,6 TR24-5,6		14.0 19.7 19.7	7.4 7.4 9.1	7.4 7.4 9.3	6900 9400 10200	
Larguero largo, reducción <i>Long crossbar, reduction</i>	TR24/TSR20		13.0	2.0	6.0	5000	
Larguero corto reducción <i>Short crossbar, reduction</i>	TR24/TSR20		6.3	2.0	6.0	2300	
Torre asiento pista + base punta de torre + orientación <i>Slewing table + tower head base + slewing mechanism</i>			15.4	8.1	8.4	27200	
Punta de torre <i>Tower head</i>			14.3	7.3	6.6	9500	
Conjunto asiento pista, punta de torre y orientación <i>Slewing table assembly, tower head and slewing mechanism</i>			26.7	8.2	8.4	36700	
Tramo de pluma <i>Jib section</i>	PC22-1R (I)		38.2	7.3	8.2	11700	
	PC22-2R (II)		38.5	7.1	8.1	13000	
	PC22-3R (III)		38.5	6.8	8.1	13500	
	PC22-4R (IV)		38.5	6.8	8.1	12800	
	PT22-5R (V)		38.5	6.8	8.1	6700	
	PT22-6 (VI)		38.5	6.8	8.1	4700	
	PT22-7R (VII)		19.4	6.8	8.0	2600	
	PT22-8 (VIII)		19.2	6.8	7.9	2000	
Polipasto <i>Hook assembly</i>	ST/DR		6.8	2.3	4.5	2500	
Carro <i>Trolley</i>	ST/DR		10.7	7.6	7.2	3010	
Plataforma y cabina <i>Platform and cabin</i>			12.7	7.3	8.2	2560	
Contrapluma con plataformas <i>Counterjib with platforms</i>			37.8	11.2	7.6	21100	



Fecha / Date: 08/02/2017



FEM 1005 – C25

Reservado el derecho a modificaciones sin previo aviso. Declinamos toda responsabilidad derivada de la información proporcionada / Subject to modification, without previous warning. This information is supplied without liability /

LISTA DE EMBARQUE / PACKING LIST

J700

DENOMINACIÓN / DENOMINATION		L [ft]	A [ft]	H [ft]	P / W [lb]
Prolongación larga de contrapluma con plataformas <i>Large counterjib extension with platforms</i>		34.0	6.6	2.9	9400
Prolongación contrapluma con plataforma / <i>Counterjib extension with platform</i>		18.0	6.6	3.1	5600
Soporte y elevación (sin cable) / <i>Support and hoisting (without rope)</i>		8.2	6.9	4.1	7800
Transporte torre de montaje <i>Jacking cage transport</i>	TM20PASR-5,6 	35.5	7.5	7.9	26800

LASTRES INFERIORES / LOWER BALLASTS

J700

BRI 10-24	H (m)	198	253
	P (t)	105800	211600
BSRI 8-20-5,6	H (m)	119	193
	P (t)	158700	264600

H: Altura bajo gancho / *Height under hook*

Para alturas intermedias tomar el lastre correspondiente a la altura superior / *For intermediate heights take the ballast corresponding to the higher height*

TREPADO / CLIMBING

J700

$h_{max}: \text{TSR20-5,6T} + 6 \times \text{TSR205,6}$		
169 ft	132	61 - 62
h (ft)	132	
D (ft)	61 - 62	
P (lbf)	373200	319200
Rmax (lbf)	76400	129300

TSR20-5,6T: 204.31.700

	Trepado interno / <i>Internal climbing.</i>
--	---

Viento fuera de servicio / *Out of service wind*

Consultar / *Consult*

En servicio / *In service*

Fuera de servicio / *Out of service*



Ctra./Rd. Madrid - Irún Km. 415 - 20.213 IDIAZABAL [Gipuzkoa] ESPAÑA / SPAIN
 P.O. Box, 23 - 20.200 BEASAIN - E-mail: jaso@jaso.com
 Tel. +34 943 - 18 70 00 • Fax. +34 943 - 18 70 20
www.jaso.com

Fecha / *Date*: 08/02/2017

FEM 1005 - C25

DELEGACION / *DEALER*

Reservado el derecho a modificaciones sin previo aviso. Declinamos toda responsabilidad derivada de la información proporcionada
Subject to modification, without previous warning. This information is supplied without liability