



JCB 508C

LOADALL

F A S T • F A C T S

ROPS/FOPS operators area:

Comfortable cab or canopy offers superb visibility.

Single lever joystick control:

Easy to use controls for maximum productivity.

Fast boom cycle times:

Give maximum productivity.

Toolcarrier:

Allows quick attachment changes.

Excellent lift capacity on tires:

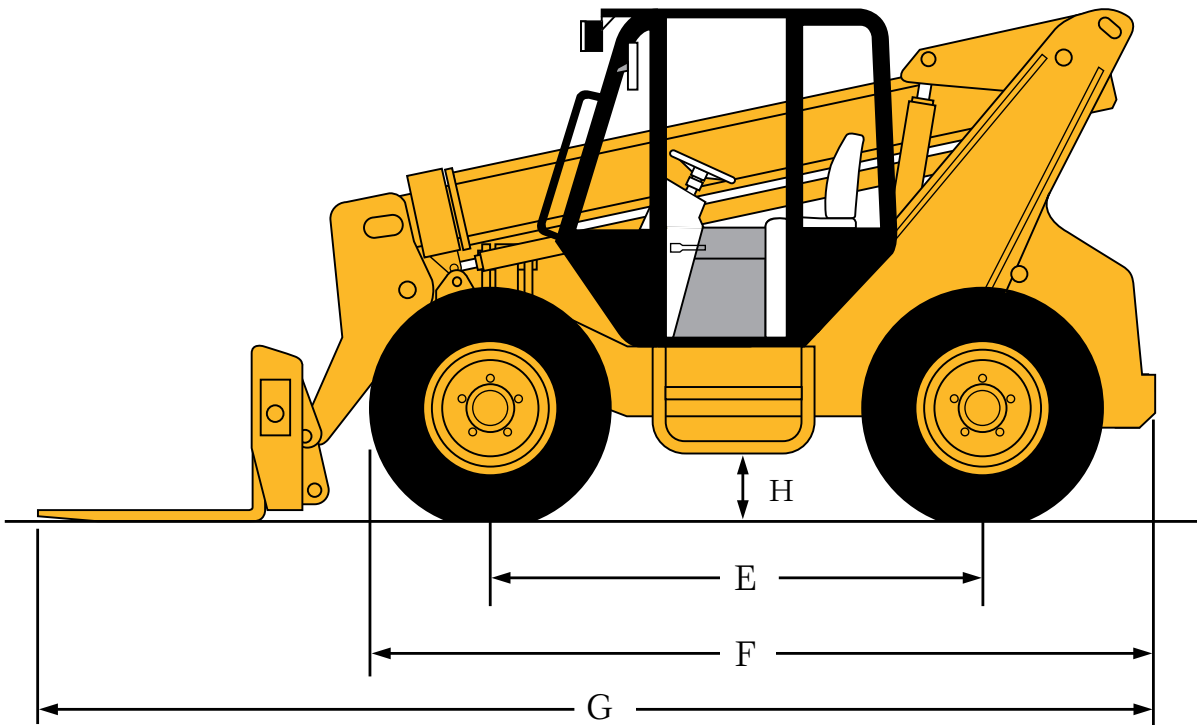
8000lbs to 41'6", 1800lbs capacity at 27'4" maximum reach.

100hp turbo engine:

Ground level accessed for easy daily checks.

Sway control:

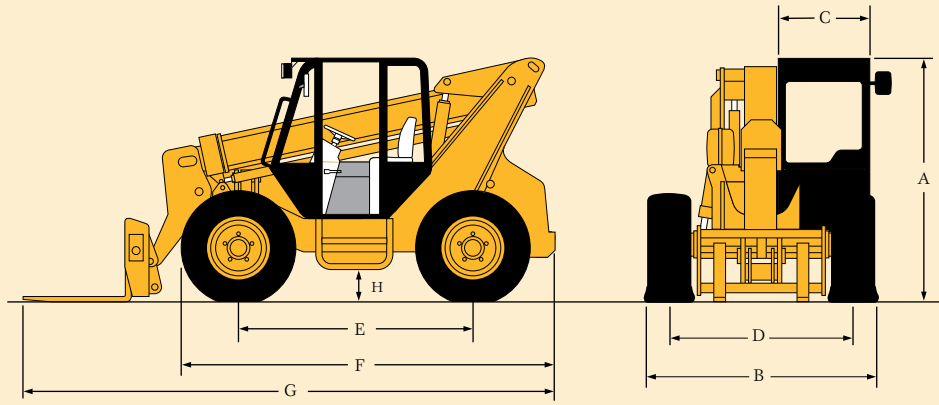
Allows frame to be leveled when placing materials on uneven ground.



SPECIFICATION

JCB 508C LOADALL TELESCOPIC HANDLER

STATIC DIMENSIONS



	ft in	m
A Overall height	8 8	2.67
B Overall width	8 1	2.46
C Inside width of cab	3 0	0.93
D Front track	6 7	2.0
E Wheelbase	9 10	2.99
F Overall length to front tires		

	ft in	m
G Overall length to front carriage	23 6	7.23
H Ground clearance	1 4	0.41
Outer turn radius over tires	17 6	4.21
Weight	25225b	11466kg
Tires	13.00-24	
Road speed	17.6mph	28.3kph

ENGINE

4 cylinders. Bore 4.06in (103mm); stroke 5in (127mm); displacement 244in³ (4.0ltr). Latest technology and advanced design provides low fuel consumption, reduced noise, high torque and power output, total reliability and minimal maintenance. Easily replaceable pre-finished dry liners, five bearing, heat treated crankshaft. Expansion controlled pistons. Two-stage, dry type air filter with primary and safety elements, and pre cleaner.

STANDARD (Naturally Aspirated)

	Standard
Engine	Turbocharged
Power at 2200rpm	
Gross SAE J1349	100hp (75kW)
Net SAE J1349	92hp (69kW)
Torque at 1400rpm	
Gross SAE J1349	297lb-ft (403 Nm)
Net SAE J1349	287lb-ft (389 Nm)

SERVICE CAPACITIES

Fuel tank	35 US gal (132.3ltr)
Hydraulic tank	32 US gal (121ltr)
Coolant	6.2 US gal (23.5ltr)

TRANSMISSION

JCB Syncro Shuttle transmission incorporating torque converter, reversing shuttle and all synchromesh 4-speed gearbox in one resiliently mounted unit. Electro-hydraulic direction control through a steering column mounted switch for modulated forward/reverse shuttling. Foot pedal transmission disconnect. Optional full powershift.

Front and rear drive axles

JCB planetary hub reduction drive/steer axles with Max-Trac torque proportioning differentials. Permanent 4 wheel

BRAKES

Service brakes servo operated Hydraulically activated, self-adjusting, oil-immersed in-board multi-disc type in front axle and rear axle.

Parking brake

Hand operated dry disc brake on output of gearbox.

BOOM AND CARRIAGE

Boom is manufactured from high tensile steel. Low maintenance, long lasting wear pads. Quick coupling system accepts fork frames and a range of other attachments

JCB 508C LOADALL TELESCOPIC HANDLER

SAFETY CHECK VALVES

Check valves on boom lift, extend, carriage tilt and frame leveling cylinders.

HYDRAULICS

Single gear pump, with suction strainer and filter.
 Operating system pressure: 3500 psi (241 bar).
 Flow at system pressure: (at 2200rpm) 29.11 gal/min (110 ltr/min)

Cycle times (secs)

Boom raise	12.8
Boom lower	8.3
Extend	10.2
Retract	9.8
Bucket dump	4.2
Bucket crowd	3.1
Sway control (from center)	Left up 7.4, Left down 4.2 Right up 4.2, Right down 7.2

ELECTRICS

System – 12 volt neg ground. Alternator – 65 amp.
 Battery – 120 amp hour, 780 C.C.A. at 32 °F (0 °C)

OPTIONS AND ACCESSORIES

INCLUDES:

Cab – Fully enclosed and glazed with heater.

ATTACHMENTS:

48in. (1,219mm) masonry and 66in. (1,676mm) framers fork frame. 48in. (1,219mm) masonry and 66in. (1,676mm) framers side tilt carriage. 48in. and 60in. Pallet forks. Block Tines. 12ft. Truss Boom. 1.0 cu. yd. Clean Up Bucket

STEERING

Hydrostatic power steering.
 Three steer mode options: front wheel steer; 4 wheel steer; crab steer: operated from the cab by a mechanical

CAB

Quiet safe and comfortable cab conforms to ROPS SAE J1040 and FOPS SAE J231. Clear or tinted glass. Roof bars, front, rear and roof windshield washer/wiper and heater/windshield defroster. Opening rear window. Audio-visual warning system for coolant temperature, engine oil pressure, air cleaner, battery charge, transmission oil temperature and pressure. Hourmeter, fuel gauge, and road speed indicator. Mechanical joystick incorporating lift, extend. Independent shadowing lever for carriage dump and rollback. Parking brake, powershift or power shuttle controls. Adjustable deluxe seat and steering column. Fitted with leveling inclinometer. Safety canopy as above but with side glass only (windshield wiper and heater/windshield defroster not applicable).

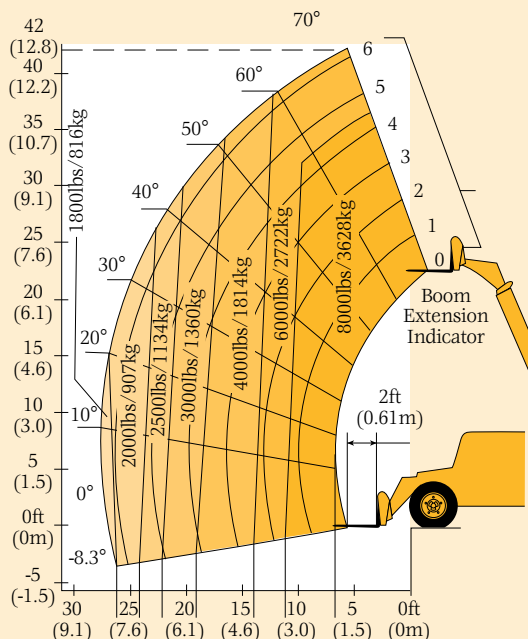
LOADER PERFORMANCE

LOADER OPERATIONAL DATA – SAE STANDARD BUCKET

Bucket size

Standard General Purpose
 1.0 cu. yd. (0.76m³)
 (limited to cleanup operations only)

LIFT PERFORMANCE



Lifting performance and stability conform to ANSI B56.6 1992. The load chart capacities relate to a standard machine equipped with standard 48in. (1.22m) pallet forks. The use of any attachment **reduces** the load capacity of the machine. Always refer to the **load charts** placed in the machine prior to lifting or placing

LIFTING PERFORMANCE TO ANSI B56.6 1992

*See lifting data on page 5

Maximum lifting capacity	8000lb	(3636kg)
Maximum lift height	41ft. 6in	(12.6m)
Capacity at maximum lift height	6000lb	(2723kg)
Maximum reach (from front of tire)	27ft. 4in.	(8.3m)
Capacity at maximum reach	1800lb	(816kg)
Reach below grade	4ft. 0in.	(1.21m)
Reach at maximum lift height	5ft. 11in.	(1.8m)



ALWAYS FINDING A BETTER WAY.

THE BEST BACK-UP IN THE BUSINESS.

Buy any of the JCB materials handler models and you'll get a complete deal that extends beyond that of any rival.

FINANCE.

Your JCB dealer can meet your financial needs through a variety of plans for leasing, lease purchases with or without options, installment sales contracts and rental programs.



WARRANTY.


JCB materials handlers are covered by JCB's one year standard warranty, which is outlined in the JCB 'Certificate of Warranty'. Extended warranty coverage is also available. Contact your JCB dealer for details.

SERVICE.

JCB dealer service people are committed to keeping your JCB up and running. JCB dealer mechanics are enrolled in on-going training programs and supported by experienced JCB service representatives based throughout North America.

PARTS.

JCB dealers' convenient locations offer excellent 'over the counter' parts availability. JCB also offers:



48 HOUR PARTS GUARANTEE.

Ask your dealer for details - JCB offers its participating dealers a guarantee that breakdown parts will be available at the dealership within 48 hours or the parts and freight will be free.

REGIONAL PARTS DEPOTS.

For the breakdown part your dealer may not have in stock, JCB has SDD 'Same Day Dispatch,' from a parts distribution center in the United States and one in Canada.



See your JCB Dealer
Sales • Rentals • Financing • Parts • Service

JCB Inc, 10939 Philadelphia Road, PO Box 209, White Marsh, MD 21162-0209 (410) 335-2800.
JCB Excavators Ltd, 3375 North Service Road, Unit C6, Burlington, Ontario, L7N 3G2 (905) 335-3441.
Web Site: www.jcbna.com

USA 3323R-20K 1/99

JCB reserves the right to change design, materials and/or specifications without notice.
Specifications are applicable to units sold in the United States and Canada.

Courtesy of Crane.Market