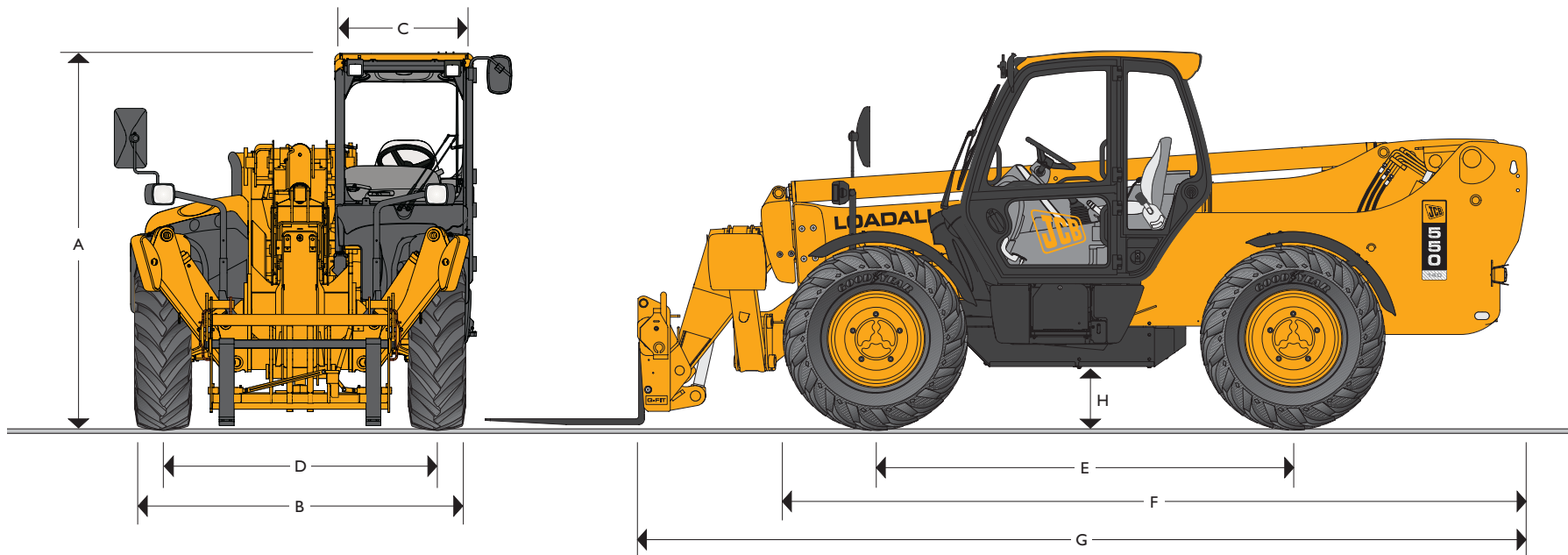




JCB LOADALL | 550-140



MAX. PAYLOAD: 10000lbs (4535kg)
 MAX. LIFT HEIGHT: 44ft 3in (13.5 meters)



JCB LOADALL | 550-140

STATIC DIMENSIONS

Machine model	550-140
	ft-in (m)
A Overall height	8-6 (2.59)
B Overall width (over tires)*	7-9 (2.35)
C Inside width of cab	3-1 (0.94)
D Front track	6-3 (1.90)
E Wheelbase	9-6 (2.90)
F Overall length to front tires	17-0 (5.18)

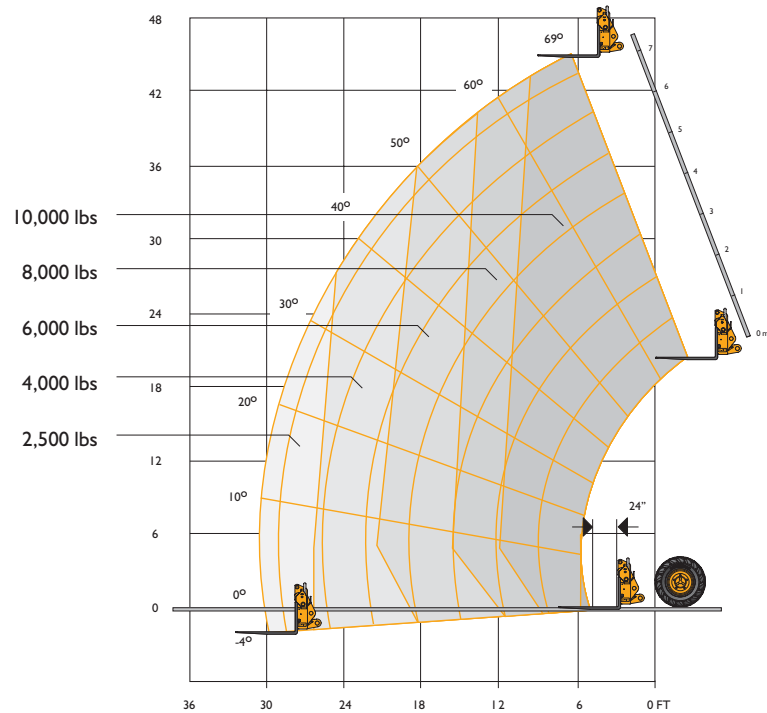
Machine model	550-140
	ft-in (m)
G Overall length to front carriage	20-6 (6.25)
H Ground clearance	1-4 (0.40)
Outside turn radius (over tires)	13-5 (4.10)
Weight	23934 (10858)
Tires	15.5-25

*Dependant upon tire specified.

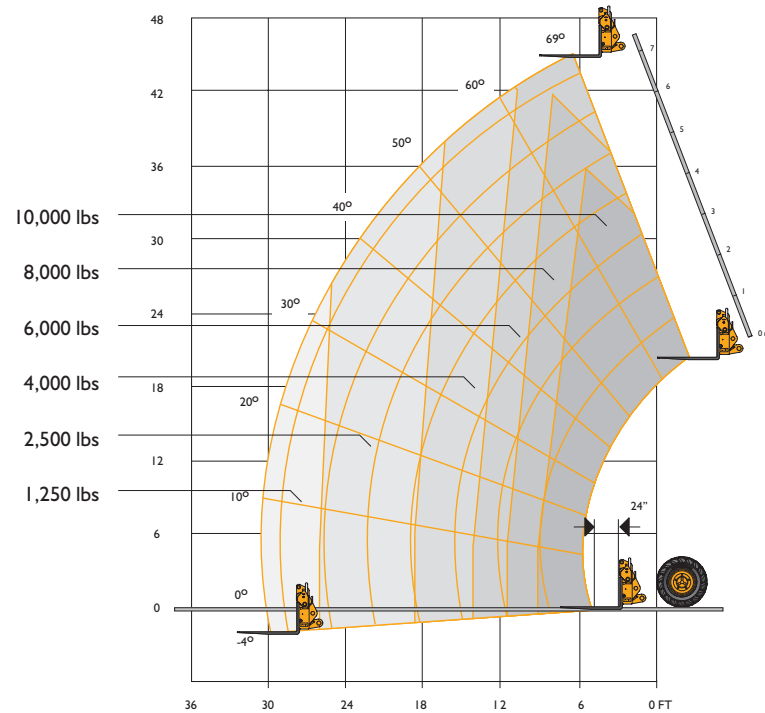
Helping You Get the Job Done!



LIFT PERFORMANCE – STABILIZERS EXTENDED



LIFT PERFORMANCE – STABILIZERS RETRACTED



Chassis Levelling (Sway)
With stabilisers retracted (Sway angle $\pm 9^\circ$)

LIFT PERFORMANCE – STABILIZERS EXTENDED

With Stabilizers Extended		
Maximum lift capacity	lb (kg)	10000 (4535)
Lift capacity to full height	lb (kg)	10000 (4535)
Lift capacity at full reach	lb (kg)	2500 (1133)
Lift height	ft-in (m)	44-3 (13.50)
Reach at maximum lift height	ft-in (m)	5-6 (1.71)
Maximum forward reach	ft-in (m)	30-8 (9.39)

Complies with stability test ASME B56.6 I 1992.

LIFT PERFORMANCE – STABILIZERS RETRACTED

With Stabilizers Retracted		
Maximum lift capacity	lb (kg)	10000 (4535)
Lift capacity to full height	lb (kg)	5000 (2268)
Lift capacity at full reach	lb (kg)	1250 (567)
Lift height	ft-in (m)	44-3 (13.50)
Reach at maximum lift height	ft-in (m)	5-6 (1.71)
Maximum forward reach	ft-in (m)	30-8 (9.39)

Complies with stability test ASME B56.6 I 1992.



JCB LOADALL | 550-140



JCB LOADALL | 550-140

ENGINE

Latest technology and advanced design provides low fuel consumption, reduced noise, high torque and power output, total reliability and minimal maintenance.

Two-stage, dry type air filter with primary and safety elements.

Machine Model	550-140	
Displacement	in ³ (ltr)	269 (4.4)
No. of cylinders		4
Bore size	in (mm)	4.13 (105)
Stroke	in (mm)	5 (127)
Aspiration		Turbo
Power rating		
Power @ 2200rpm	HP (kW)	100 (74.5)
Torque rating		
Torque @ 1400rpm	lbf ft (Nm)	306 (415)

TRANSMISSION

JCB powershift transmission incorporating torque converter, bevel box and a 4 speed powershift gearbox in one resiliently mounted unit.

A combined steering column mounted switch incorporating directional control and 4 forward and 4 reverse powershift gears. Travel speed 15.5mph (25kph).

Front and rear drive axles: JCB epicyclic hub reduction drive/steer axles with Max-Trac torque proportioning differentials. Permanent 4 wheel drive.

BRAKES

Service brakes: Servo-assisted-hydraulically activated, self-adjusting, oil-immersed multi-disc type on front and rear axle.

Parking brake: Hand operated disc brake on output of gearbox.

BOOM AND CARRIAGE

Boom is manufactured from high tensile steel.

Low maintenance, hard wearing pads.

JCB Q-fit self-levelling carriage with lever operated pin locking accepts pallet forks and a wide range of attachments.

One boom end auxiliary hydraulic service fitted as standard.

SAFETY CHECK VALVES

Fitted to carriage tilt, telescopic and boom lift rams.

SERVICE CAPACITIES

Fuel tank	US gal (ltrs)	33 (125)
Hydraulic tank	US gal (ltrs)	34.6 (131)
Coolant	US gal (ltrs)	6.1 (23)

HYDRAULICS

Two stage gear pump with suction strainer and filter.

Operating system pressure	psi (bar)	3500 (241)
Pump flow	US gal/min (ltrs/min)	29 (110)
Hydraulic Cycle Times		Seconds
Boom raise		14.2
Boom lower		11.9
Extend		22.3
Retract		18.6
Bucket dump		2.4
Bucket crowd		3.2

ELECTRICS

12 v negative ground. 125 AH battery. 85 amp alternator. Reverse alarm.

CAB

Quiet, safe and comfortable cab conforms to ROPS ISO 3471 and FOPS ISO 3449. Tinted glass all round with laminated roof glass. Roof bars, front, rear and roof glass with wash/wipe and heater/defroster. Opening rear window. Audio-visual warning system for coolant temperature, engine oil pressure, air cleaner, battery charge, transmission oil temperature and pressure. Hourmeter and road speed indicator. Engine temperature and fuel gauge. Joystick control lever. Adjustable steering column incorporates forward reverse shuttle lever and powershift speed selector. Throttle and brake pedal. Adjustable suspension seat with adjacent mechanically actuated park brake. Includes leveling inclinometer, plus indicator lamps to show when the stabilizers are on firm ground. Safety canopy as above but with side glass and roof glass only (wiper and heater/defroster not applicable).

STEERING

Hydrostatic power steering.

Three steer mode options: front wheel steer; all wheel steer; crab steer: operated from in the cab by a selection lever.

OPTIONS AND ACCESSORIES

Options: Front and rear work lights, road lighting package, industrial tires, electrical 2/4WD disconnect, windshield and roof guard, air suspension seat, deluxe cab trim, radio kit, air conditioning.

Attachments: Contact your local dealer for details of the comprehensive range.

Helping You Get the Job Done!



JCB LOADALL | 550-140



JCB LOADALL | 550-140

A GLOBAL COMMITMENT TO QUALITY

JCB's total commitment to its products and customers has helped it grow from a one-man business into the World's 5th largest manufacturer of backhoe loaders, crawler excavators, wheeled excavators, telescopic handlers, wheel loaders, dump trucks, rough terrain fork lifts, industrial fork lifts, mini/midi excavators, skid steer loaders and tractors.

By making constant and massive investments in the latest production technology, the JCB factories have become some of the most advanced in the World.

By leading the field in innovative research and design, extensive testing and stringent quality control, JCB machines have become renowned all over the world for performance, value and reliability.

And with a global sales and service network of over 400 distributors and agents, the company exports over 70% of its production to all five continents.

Through setting the standards by which others are judged, JCB has become one of Britain's most impressive success stories.



JCB Headquarters Savannah, 2000 Bamford Blvd., Pooler, GA 31322. Tel: 912.447.2000. Fax: 912.447.2299. www.jcb.com

JCB reserves the right to change design, materials and/or specifications without notice. Specifications are applicable to units sold in the United States and Canada. The JCB logo is a registered trademark of J C Bamford Excavators Ltd.

USA 21093-3/05

Helping You Get
the Job Done!