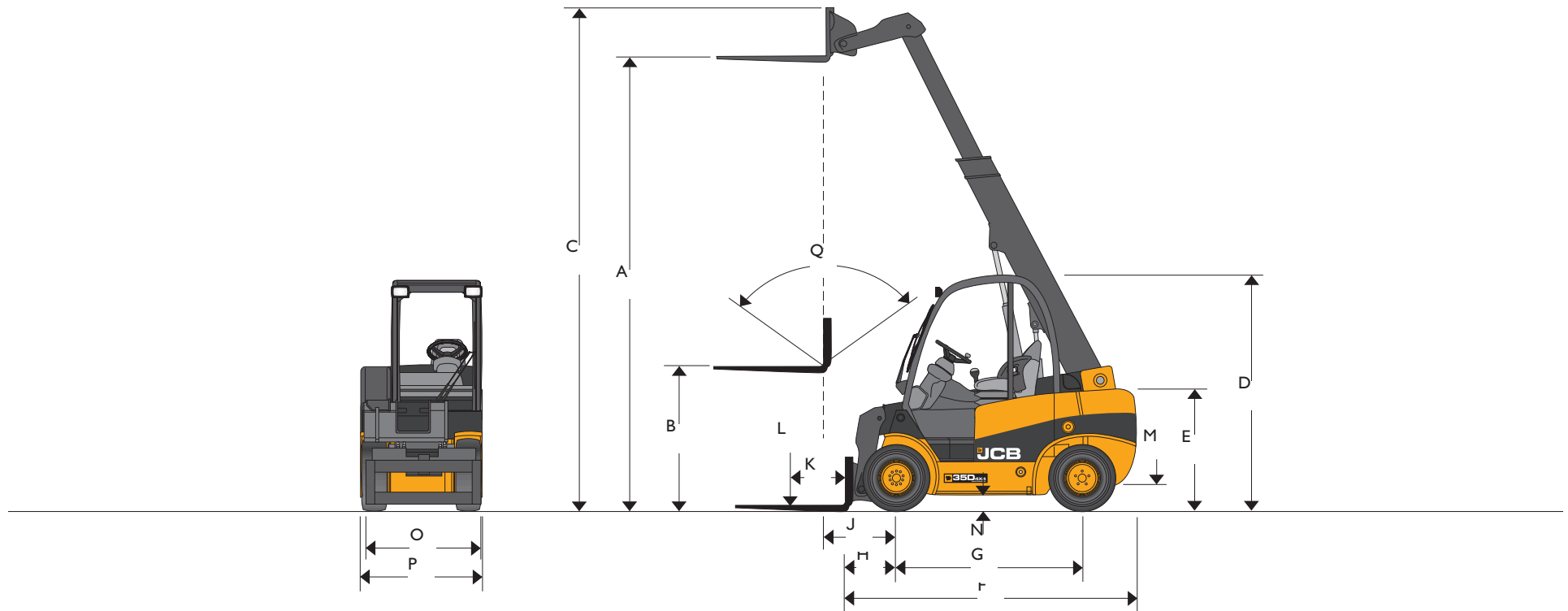


ENGINE FUEL TYPE: DIESEL LIFT CAPACITY: UP TO 3.5 TONNES



STATIC DIMENSIONS

Model		TLT35 4x4D	Model		TLT35 4x4D		
A	Lift height	mm	4350	J	Distance from c/l of front axle to fork face	mm	760
B	Free lift (standard)	mm	1350	K	Load centre	mm	500
C	Height boom extended	mm	5150	L	Lift capacities (with sideshift)	kg	3500
D	Height of overhead guard (std/low)	mm	2300/2200	M	Ground clearance (lowest point)	mm	175
E	Height of operator's seat (std/low)	mm	1250/1230	N	Ground clearance wheelbase centre	mm	175
F	Length to fork face	mm	3200	O	Fork carriage width	mm	1200
G	Wheelbase	mm	2050	P	Maximum width of machine	mm	1400
H	Distance from c/l of front axle to fork face	mm	610	Q	Carriage tilt total* F/B variable through lift arc	degrees	111

GENERAL SPECIFICATION

Model	TLT35 4x4D	
Engine type	Diesel	
Engine manufacture	Deutz	
Engine model	2011-L04W	
Engine output (gross power)	kW	46
Engine – rated rpm	2600	
Engine – number of cylinders	4	
Engine – cubic capacity	cm ³	3620
Working pressure for attachments	bar	170
Oil flow for attachments	l/min	70
Maximum reach ground level (500mm load centre)	mm	2400
Maximum reach boom horizontal (500mm load centre)	mm	2450
Turning radius	mm	3500
Aisle width 90° stacking 800 x 1200/1000 x 1200	mm	5060/5260
Weight unladen	kg	5500
Travel speeds	km/h	10/18
Gradeability (laden/unladen)	%	25 : 23
Transmission	TCR Hydrostatic	
Park brake type	Hand Operated	
Shovel rated capacity	m ³	0.6
Shovel struck capacity	m ³	0.5
Shovel dump height (30°)	mm	2680
Shovel rollback angle at ground	degrees	33
Shovel width	mm	1385
Tyre size front (standard) pneumatic	27 x 10-12	
Tyre size rear (standard) pneumatic	27 x 10-12	

STANDARD FEATURES

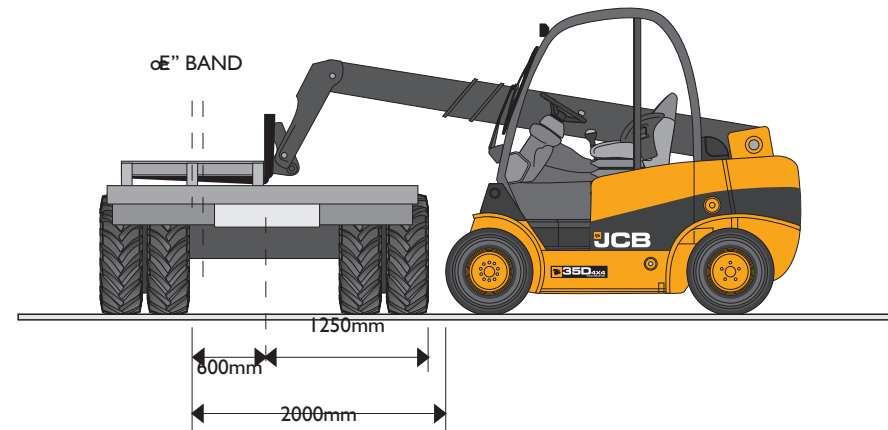
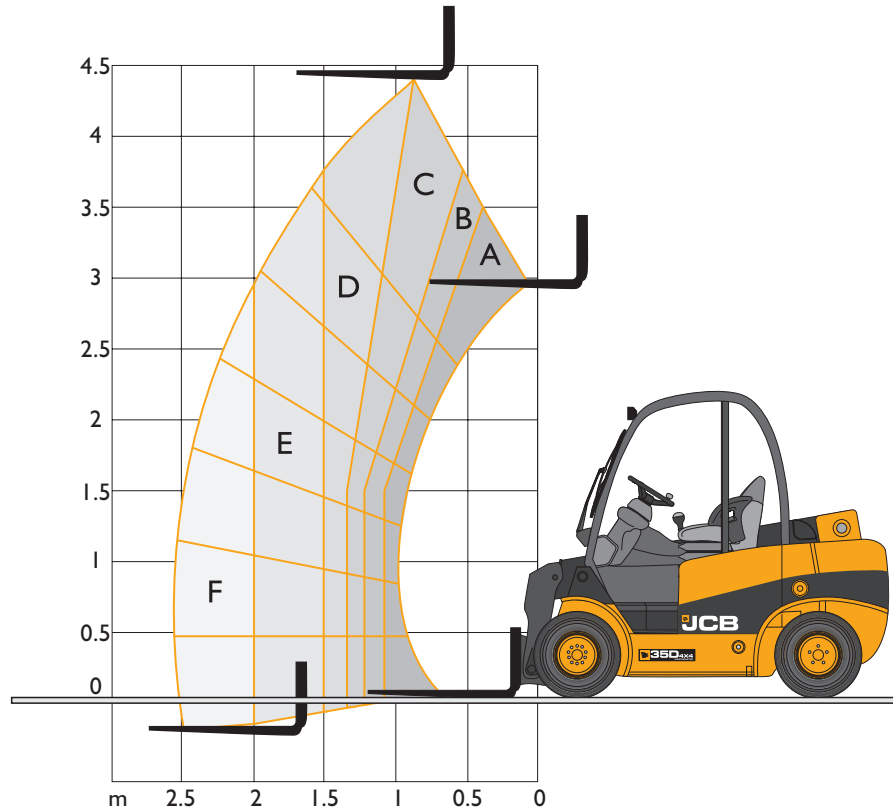
- All wheel drive with selectable traction control.
- Two drive modes for general work and gradient.
- Information display centre (I.D.C) complete with warning lights, hourmeter, diesel fuel gauge.
- Excellent turning radius @ 3.5m and good ground clearance @ 175mm.
- Short overall length @ 3.2m.
- Lift capacity 3.5 tonnes (2000kg @ 2m forwards reach for lorry loading).
- JCB 'TCR' torque converter response transmission.
- 111 degree carriage tilt.
- Superb forward visibility.
- Comfortable operator's enclosure (structure fully meets international safety standards for (ROPS) Roll-Over Protection and (FOPS) Falling Object Protection).
- Seat belt and hip restraint on fully adjustable seat.
- Load moment indicator.
- Self levelling forks.
- Hose-burst-check valves on tilt, lift, and extension ram circuits.
- Front screen guard.
- Excellent service access to major components.
- Battery isolator.
- Security etched glazing.
- Working lights front and rear.

OPTIONS

Over 100 build options, including:

- Choice of pneumatic or foam filled tyres.
- Lightweight re-handling shovel.
- 'Trapdoor' shovel for loading/filling big bags in single operation.
- Quick disconnect system for easy changing between attachments.
- Sideshift carriage and various forks.
- Range of load guards, attachments, exhaust purification systems, etc.
- Various operator environments: safety mesh to operator's right, glazing to front/rear/top. Full cab with door and heater.
- Vinyl or fabric seat in high/low versions.
- Roadlights.

LIFT CAPACITIES



A	B	C	D	E*	F
3500kg	3000kg	2750kg	2400kg	2000kg	1500kg

* Plain or integral carriage only, capacity reduced by 200kg to 1800kg with sideshift fitted.

A GLOBAL COMMITMENT TO QUALITY

JCB's total commitment to its products and customers has helped it grow from a one-man business into Britain's largest privately owned manufacturer of backhoe loaders, crawler excavators, wheeled excavators, telescopic handlers, wheeled loaders, dump trucks, rough terrain fork lifts, industrial fork lifts, mini/midi excavators, skid steer loaders, tractors and compaction equipment.

By making constant and massive investments in the latest production technology, the JCB factories have become some of the most advanced in the world.

By leading the field in innovative research and design, extensive testing and stringent quality control, JCB machines have become renowned all over the world for performance, value and reliability.

And with a global sales and service network of more than 650 dealers and agents, we aim to deliver the best customer support in the industry.

Through setting the standards by which others are judged, JCB has become one of the world's most impressive success stories.

