



DIRECT MOUNT SERIES

# 1233



## MOST POPULAR

The K-Tec™ 1233 is the most popular model in the fleet. This multipurpose machine is a powerful worker in any soil condition with unmatched fuel efficiency and an amazing loading speed.



# 1233 SPECIFICATIONS

General Specifications	Standard	Metric
Heaped Capacity (ISO)	33 Cubic Yards	25.23 Cubic Metres
Struck Capacity	19 Cubic Yards	14.53 Cubic Metres
Max Loading Rating	80,000 lbs	36,287 kgs
Bucket Dimensions	12' W x 4' 3" H x 12' 10" L	3.66m W x 1.29m H x 3.91m L
Cutting Width	14'	4.27m
Cutting Edge	3-Piece Blade	3-Piece Blade
Gate Opening	80"	2.03m
Rack Height (Tiltable)	4'	1.21m
Gate Cylinders	5" x 26"	127mm x 660mm
Lift Cylinders	5.5" x 32"	140mm x 813mm
Ejector Cylinder	5.5" x 76"	140mm x 1,930mm
Transport Cutting Edge Clearance	28"	0.71m
Hitch Pin to Rear Axle Lenth	31' 5"	9.58m
Wrap Around Mud Scrapers	Standard	Standard
Radial Tires (4)	23.5 R25	23.5 R25

## Gallery

Sand / Riyadh, Saudi Arabia



Clay / Saskatchewan, Canada



Coal / Illinois, USA



Topsoil / North Dakota, USA



Sand + Clay / Indiana, USA



Gypsum Rock / Oklahoma, USA



Topsoil / Colorado, USA




## K-Tec Scraper Features




## Optional Upgrades

Radial Tires (4)	26.5 R25
Brake System	4 caliper disc brakes


## Recommended Power Units



Agricultural Tractors  
350HP +/-260 KW +



Construction Tractors  
400HP +/-298 KW +



Dozers  
310HP - 436HP / 231 KW - 325 KW

Transportation Measures	Standard	Metric
Overall Width	14'	4.27m
Overall Height	10'	3.04m
Overall Length	38' 5"	11.71m
Shipping Weight	37,204 lbs	16,875 kgs

Specifications are subject to change without notice.