



DIRECT MOUNT SERIES

1236



BEST WEIGHT TO PAYLOAD RATIO

The K-Tec™ 1236 has the best load to scraper weight ratio and the lowest cost per yard of any unit in the fleet. The 1236 has an extendable rack and sidewalls to contain stackable materials such as clay. Our groundbreaking innovations have made our scrapers the most productive and profitable option around.

1236 SPECIFICATIONS

General Specifications	Standard	Metric
Heaped Capacity (ISO)	36 Cubic Yards	27.5 Cubic Metres
Struck Capacity	24 Cubic Yards	18.35 Cubic Metres
Max Loading Rating	86,400 lbs	39,191 kgs
Bucket Dimensions	12' W x 5' H x 12' L	3.66m W x 1.52m H x 3.66m L
Cutting Width	12'	3.66m
Cutting Edge	3-Piece Blade	3-Piece Blade
Gate Opening	73.5"	1.87m
Rack Height (Tiltable)	4'	1.22m
Gate Cylinders	4.5" x 26.5"	114mm x 673mm
Lift Cylinders	5.5" x 38"	140mm x 965mm
Ejector Cylinder	5.5" x 76"	140mm x 1,930mm
Transport Cutting Edge Clearance	28.5"	0.72m
Hitch Pin to Rear Axle Length	30' 11"	9.42m
Wrap Around Mud Scrapers	Standard	Standard
Radial Tires (4)	23.5 R25	23.5 R25

Gallery

Hard Pan / Southern USA



Topsoil / Northern USA



Coal / Midwest USA



Sand + Topsoil / Australia



Sand / Northern USA



Topsoil + Clay / Western Canada




Topsoil / Australia




K-Tec Scraper Features




Recommended Power Units



Agricultural Tractors
350HP +/-260 KW +



Construction Tractors
400HP +/-298 KW +



Dozers
310HP +/-231 KW +

Transportation Measures	Standard	Metric
Overall Width	13' 10"	4.22m
Overall Height	10' 1"	3.09m
Overall Length	36' 9"	11.20m
Shipping Weight	30,550 lbs	13,857 kgs

*Specifications are subject to change without notice.