

KOMATSU®

PC200-7

FLYWHEEL HORSEPOWER
107 kW **143 HP** @ 1950 rpm

OPERATING WEIGHT
19400–20010 kg **42,770–44,110 lb**

BUCKET CAPACITY
0.48–1.53 m³ **0.63–2.0 yd³**

PC
200

HYDRAULIC EXCAVATOR



Photo may include optional equipment.

GALEO

Courtesy of Machine.Market

PC200-7 Series Hydraulic Excavator

WALK-AROUND

Productivity Features

- ***High Production and Low Fuel Consumption***

Production is increased with larger output during Active mode while fuel efficiency is further improved.

- ***Maximum Digging Height is 10 m 32'10"***, a benefit in jobs requiring a longer reach.

Easy Maintenance

- Replacement interval is extended for engine oil, engine oil filter and hydraulic filter
- Remote mounted engine oil filter and fuel drain valve for easy access
- Water separator is standard equipment
- Easier radiator cleaning
- Fuel tank capacity is increased
- SCSH bushings on work equipment extend lubricating interval from 100 hours to 500 hours (excluding bucket)



Bucket Digging Power Is Increased 29%

Over the PC200-6.

Higher Lifting Capacity

PC200-7's lateral stability is improved, and lifting capacity also increased.

Harmony with Environment

- Low emission engine
A powerful turbocharged and air-to-air aftercooled Komatsu SAA6D102E-2 provides 107 kW **143 HP**. This engine meets 2001 EPA emission regulations, EPA Tier 2 emission ready without sacrificing power or machine productivity.
- Economy mode improves fuel consumption
- Low operating noise

Large Comfortable Cab

PC200-7's cab volume is increased by 14%, over the PC200-6 offering an exceptionally roomy operating environment

- Highly pressurized cab with air conditioner
- Low noise design
- Low vibration with cab damper mounting

FLYWHEEL HORSEPOWER
107 kW 143 HP @ 1950 rpm

OPERATING WEIGHT
PC200-7: 19400–20010 kg
42,770–44,110 lb

BUCKET CAPACITY
0.48–1.53 m³
0.63–2.0 yd³



Excellent Reliability and Durability

- High rigidity work equipment
- Sturdy frame structure
- Reliable Komatsu manufactured major components
- Highly reliable electronic devices

GALEO

Komatsu's highly productive, innovative technology, environmentally friendly machines built for the 21st century.

PRODUCTIVITY FEATURES

High Production and Low Fuel Consumption

Engine

The PC200-7 gets its exceptional power and work capacity from a Komatsu SAA6D102E-2 engine. Output is 107 kW **143 HP**, providing increased hydraulic power and improved fuel efficiency.

Hydraulics

Unique two-pump system ensures smooth compound movement of the work equipment. HydrauMind controls both pumps for efficient engine power use. This system also reduces hydraulic loss during operation.

Large Digging Height

PC200-7's maximum digging height is 10 m **32'10"**, facilitating jobs that require a longer reach, such as demolition and slope finishing.

Four Working Modes

Working Mode Selection

The PC200-7 excavator is equipped with four working modes (**A**, **E**, **L** and **B** mode). Each mode is designed to match engine speed, pump output, and system pressure with the current application. This provides the flexibility to match equipment performance to the job at hand.

Economy Mode

Economy mode is environmentally friendly. Fuel consumption is reduced 20% (compared with PC200-7 Active mode) and production is equal to the PC200-6 Heavy-duty mode.

Power Max Function

This function temporarily increases digging force by 7% for added power in tough situations.

Lifting Mode

When the Lifting mode is selected, lifting capacity is increased by 7% by raising hydraulic pressure.

Larger Digging Power Provides Increased Production

$$\begin{array}{ccccc}
 \text{Bucket Digging Force} & & \text{Bucket Digging Speed} & & \text{Bucket Digging Power} \\
 \text{10\% increased} & \times & \text{17\% increased} & = & \text{29\% increased} \\
 1.10 & \times & 1.17 & = & 1.29
 \end{array}$$

Bucket Digging Power is obtained by bucket digging force x bucket digging speed. New PC200-7 bucket digging force is increased by 10% and bucket digging speed is increased by 17%, the resulting total bucket digging power is increased 29% (bucket digging force compared with PC200-6). The digging force and speed generated result in the largest digging power and the largest production in the 20 ton **22 U.S. ton** class.

Bucket Digging Force*:	SAE 138 kN	14100 kg	31,080 lb
	ISO 149 kN	15200 kg	33,510 lb
Arm Crowd Force*:	SAE 101 kN	10300 kg	22,710 lb
	ISO 108 kN	11000 kg	24,250 lb

*Measured with Power Max function, 2925 mm **9'7"** arm

Working Mode	Application	Advantage
A	Active mode	<ul style="list-style-type: none"> Maximum production/power Fast cycle times
E	Economy mode	<ul style="list-style-type: none"> Excellent fuel economy
L	Lifting mode	<ul style="list-style-type: none"> Hydraulic pressure is increased by 7%
B	Breaker operation	<ul style="list-style-type: none"> Optimum engine rpm, hydraulic flow

Automatic Three-Travel Speed

Travel speed is automatically shifted from high to low speed according to the pressure required to travel.

	High	Mid	Low
Travel Speed	5.5 km/h 3.4 mph	4.1 km/h 2.5 mph	3.0 km/h 1.9 mph

WORKING ENVIRONMENT

PC200-7 cab interior is spacious and provides a comfortable working environment...

Large Comfortable Cab

Comfortable Cab

New PC200-7's cab volume is increased by 14%, offering an exceptionally comfortable operating environment. The large cab permits full flat reclining of the seat back.

Pressurized Cab

The air conditioner, air filter and a higher internal air pressure (6.0 mm Aq **0.2" Aq**) prevent external dust from entering the cab.

Low Noise Design

Noise level is remarkably reduced, not only engine noise but also noise when swinging and hydraulic relief.

Low Vibration with Cab Damper Mounting

PC200-7 uses new, improved multi-layer viscous mount system that incorporates longer stroke and the addition of a spring. The new cab damper mounting combined with strengthened left and right side decks aids vibration reduction at the operator's seat.

Vibration at floor is reduced from 120 dB (VL) to 115 dB (VL).

dB (VL) is index for expressing size of vibration.

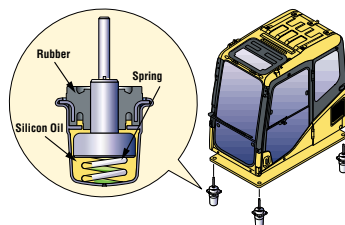


Photo may include optional equipment.



Skylight



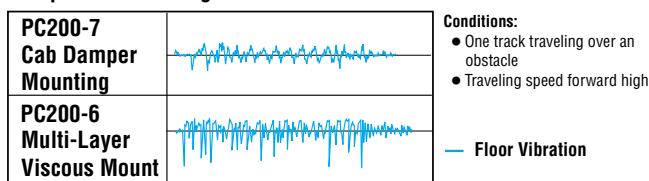
Sliding Window



Washable Cab Floor Mat

The PC200-7's cab floor mat is easy to keep clean. The gently inclined surface has a flanged floor mat and drainage holes to facilitate runoff.

Comparison of Riding Comfort



Pitch vertical direction on graph shows size of vibration.

SPECIFICATIONS



ENGINE

Model Komatsu SAA6D102E-2
 Type Water-cooled, 4-cycle, direct injection
 Aspiration Turbocharged and air-air aftercooling
 Number of cylinders 6
 Bore 102 mm **4.02"**
 Stroke 120 mm **4.72"**
 Piston displacement 5.88 ltr **359 in³**
 Power rating (*SAE J1995 conditions)
 *Gross **150 HP** 111.9 kW @ 1950 rpm
 Flywheel **143 HP** 106.6 kW @ 1950 rpm
 Governor All-speed control, mechanical
 Meets 2001 EPA emission regulations, EPA Tier 2 emission ready.



HYDRAULICS

Type . . . HydrauMind (Hydraulic Mechanical Intelligence New Design) system, closed-center system with load sensing valves and pressure compensated valves
 Number of selectable working modes 4
 Main pump:
 Type Variable displacement piston type
 Pumps for Boom, arm, bucket, swing, and travel circuits
 Maximum flow 428 ltr/min **113 U.S. gal/min**
 Supply for control circuit Self-reducing valve
 Hydraulic motors:
 Travel 2 x axial piston motor with parking brake
 Swing 1 x axial piston motor with swing holding brake
 Relief valve setting:
 Implement circuits 37.3 MPa 380 kgf/cm² **5,400 psi**
 Travel circuit 37.3 MPa 380 kgf/cm² **5,400 psi**
 Swing circuit 28.9 MPa 290 kgf/cm² **4,125 psi**
 Pilot circuit 3.2 MPa 33 kgf/cm² **470 psi**
 Hydraulic cylinders:
 (Number of cylinders – bore x stroke x rod diameter)
 Boom 2–130 mm x 1334 mm x 90 mm **5.1" x 52.5" x 3.5"**
 Arm 1–135 mm x 1490 mm x 95 mm **5.3" x 58.7" x 3.7"**
 Bucket 1–115 mm x 1120 mm x 80 mm **4.5" x 44.1" x 3.2"**



DRIVES AND BRAKES

Steering control Two levers with pedals
 Drive method Hydrostatic
 Maximum drawbar pull 178 kN 18200 kg **40,120 lb**
 Gradeability 70%, 35°
 Maximum travel speed:
 High 5.5 km/h **3.4 mph**
 (Auto-Shift) Mid 4.1 km/h **2.5 mph**
 Low 3.0 km/h **1.9 mph**
 Service brake Hydraulic lock
 Parking brake Mechanical disc brake



SWING SYSTEM

Drive method Hydrostatic
 Swing reduction Planetary gear
 Swing circle lubrication Grease-bathed
 Service brake Hydraulic lock
 Holding brake/Swing lock Mechanical disc brake
 Swing speed 12.4 rpm



UNDERCARRIAGE

Center frame X-frame
 Track frame Box-section
 Seal of track Sealed track
 Track adjuster Hydraulic
 Number of shoes (each side): 45
 Number of carrier rollers 2 each side
 Number of track rollers (each side): 7



COOLANT AND LUBRICANT CAPACITY (REFILLING)

Fuel tank 400 ltr **105.7 U.S. gal**
 Coolant 22.4 ltr **5.9 U.S. gal**
 Engine 24.0 ltr **6.3 U.S. gal**
 Final drive, each side 4.5 ltr **1.2 U.S. gal**
 Swing drive 6.6 ltr **1.7 U.S. gal**
 Hydraulic tank 143 ltr **37.8 U.S. gal**



OPERATING WEIGHT (APPROXIMATE)

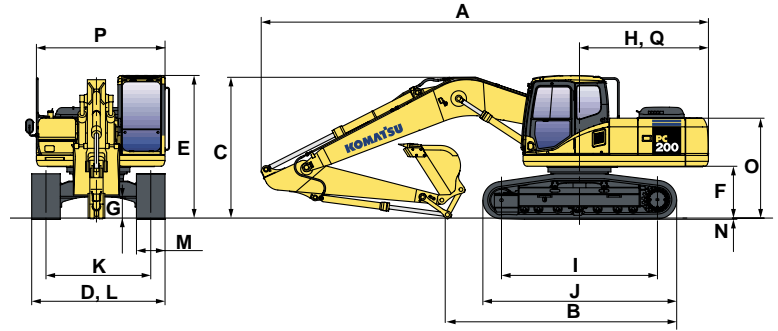
Operating weight including 5700 mm **18'8"** one-piece boom, 2925 mm **9'7"** arm, SAE heaped 0.80 m³ **1.05 yd³** backhoe bucket, rated capacity of lubricants, coolant, full fuel tank, operator, and standard equipment.

Shoes	PC200-7	
	Operating Weight	Ground Pressure
700 mm 28"	19750 kg 43,540 lb	39.2 kPa 0.40 kgf/cm ² 5.69 psi
800 mm 31.5"	20010 kg 44,110 lb	34.3 kPa 0.35 kgf/cm ² 4.98 psi

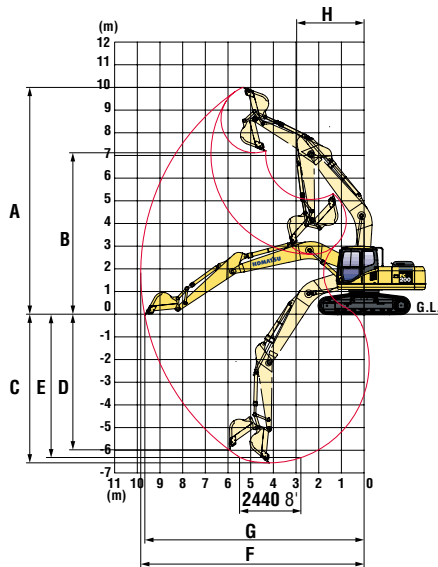


DIMENSIONS

	Arm Length	2410 mm 7'11"	2925 mm 9'7"
A	Overall length	9495 mm 31'2"	9425 mm 30'11"
B	Length on ground (transport):	5700 mm 18'8"	4825 mm 15'10"
C	Overall height (to top of boom)	3190 mm 10'6"	2970 mm 9'9"
D	Overall width	3000 mm 9'10"	
E	Overall height (to top of cab)	3000 mm 9'10"	
F	Ground clearance, counterweight	1085 mm 3'7"	
G	Ground clearance (minimum)	440 mm 1'5"	
H	Tail swing radius	2750 mm 9'0"	
I	Track length on ground	3270 mm 10'9"	
J	Track length	4080 mm 13'5"	
K	Track gauge	2200 mm 7'3"	
L	Width of crawler	3000 mm 9'10"	
M	Shoe width	800 mm 31.5"	
N	Grouser height	26 mm 1.0"	
O	Machine cab height	2095 mm 6'10"	
P	Machine cab width	2710 mm 8'11"	
Q	Distance, swing center to rear end	2710 mm 8'11"	



WORKING RANGE



	Arm	2410 mm 7'11"	2925 mm 9'7"
A	Max. digging height	9800 mm 32'2"	10000 mm 32'10"
B	Max. dumping height	6890 mm 22'7"	7110 mm 23'4"
C	Max. digging depth	6095 mm 20'0"	6620 mm 21'9"
D	Max. vertical wall digging depth	5430 mm 17'10"	5980 mm 19'7"
E	Max. digging depth of cut for 8' level	5780 mm 19'0"	6370 mm 20'11"
F	Max. digging reach	9380 mm 30'9"	9875 mm 32'5"
G	Max. digging reach at ground level	9190 mm 30'2"	9700 mm 31'10"
H	Min. swing radius	3090 mm 10'2"	3040 mm 10'0"
SAE rating	Bucket digging force at power max.	138 kN 14100 kgf/ 31,080 lb	138 kN 14100 kgf/ 31,080 lb
	Arm crowd force at power max.	124 kN 12600 kgf/ 27,780 lb	101 kN 10300 kgf/ 22,710 lb
ISO rating	Bucket digging force at power max.	149 kN 15200 kgf/ 33,510 lb	149 kN 15200 kgf/ 33,510 lb
	Arm crowd force at power max.	127 kN 13000 kgf/ 28,660 lb	108 kN 11000 kgf/ 24,250 lb



STANDARD EQUIPMENT

- Air conditioner with defroster
- Alternator, 50 Ampere, 24V
- Auto-Decel
- Automatic deaeration system for fuel line
- Automatic engine warm-up system
- Batteries, large capacity
- Boom and arm holding valve
- Cab
- Counterweight
- Dry type air cleaner, double element
- Electric horn
- Engine, Komatsu SAA6D102E-2
- Engine overheat prevention system
- Fan guard structure
- Hydraulic track adjusters (each side)
- Multi-function color monitor
- Power maximizing system
- PPC hydraulic control system
- Radiator and oil cooler dustproof net
- Rearview mirror, RH, LH
- Seat belt, retractable
- Seat, suspension
- Service valve
- Shoes, triple grouser: 800 mm **31.5"**
- Starting motor, 4.5 kW/24V x 1
- Track guiding guard, center section
- Travel alarm
- Working light, 2 (boom and RH)
- Working mode selection system

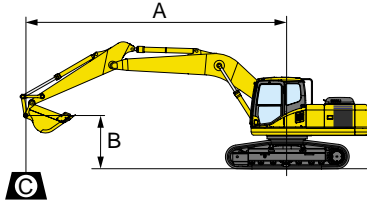


OPTIONAL EQUIPMENT

- Arms
 - 2925 mm **9'7"** arm assembly
 - 2925 mm **9'7"** HD arm assembly w/ piping
 - 2410 mm **7'11"** arm assembly
- Boom
 - 5700 mm **18'8"** boom
 - 5700 mm **18'8"** HD boom with piping
- Cab front and top guards
- Converter, 12V
- High Ambient Temperature Spec.
- Rain visor
- Shoes, triple grouser: 700 mm **28"**
- Sun visor
- Track frame undercover
- Track roller guards (full length)



LIFTING CAPACITY



- A: Reach from swing center
- B: Bucket hook height
- C: Lifting capacity
- Cf: Rating over front
- Cs: Rating over side
- ☉: Rating at maximum reach

Conditions:

- Arm: 2925 mm 9'7"
- Boom length 5700 mm 18'8"
- Bucket 0.8 m³ 1.05 yd³ (SAE heaped)
- Bucket weight: 628 kg 1,385 lb.

PC200-7 Shoe: 700 mm 28" triple grouser												
A \ B	1.5 m 5'		3.0 m 10'		4.6 m 15'		6.1 m 20'		7.6 m 25'		☉ MAX	
	Cf	Cs	Cf	Cs	Cf	Cs	Cf	Cs	Cf	Cs	Cf	Cs
7.6 m 25'							*3800 kg *8,300 lb	*3800 kg *8,300 lb			*2750 kg *6,100 lb	*2750 kg *6,100 lb
6.1 m 20'							*5200 kg *11,500 lb	4100 kg 9,000 lb			*2600 kg *5,800 lb	*2600 kg *5,800 lb
4.6 m 15'							6000 kg 13,200 lb	3950 kg 8,800 lb	4050 kg 8,900 lb	2650 kg 5,800 lb	*2650 kg *5,800 lb	2200 kg 4,900 lb
3.0 m 10'			*13700 kg *30,200 lb	11550 kg 25,400 lb	*8950 kg *19,700 lb	5950 kg 13,200 lb	5750 kg 12,700 lb	3750 kg 8,300 lb	3950 kg 8,700 lb	2550 kg 5,600 lb	*2800 kg *6,100 lb	2000 kg 4,400 lb
1.5 m 5'			*7500 kg *16,500 lb	*7500 kg *16,500 lb	8800 kg 19,400 lb	5450 kg 12,000 lb	5500 kg 12,100 lb	3500 kg 7,700 lb	3800 kg 8,400 lb	2400 kg 5,300 lb	3050 kg 6,700 lb	1900 kg 4,200 lb
0 m 0'			*8000 kg *17,700 lb	*8000 kg *17,700 lb	8400 kg 18,500 lb	5150 kg 11,300 lb	5300 kg 11,700 lb	3350 kg 7,300 lb	3700 kg 8,200 lb	2350 kg 5,100 lb	3100 kg 6,900 lb	1950 kg 4,300 lb
-1.5 m -5'	*6800 kg *15,000 lb	*6800 kg *15,000 lb	*11200 kg *24,700 lb	9650 kg 21,300 lb	8250 kg 18,200 lb	5000 kg 11,100 lb	5200 kg 11,500 lb	3250 kg 7,100 lb	3650 kg 8,100 lb	2300 kg 5,000 lb	3400 kg 7,500 lb	2100 kg 4,700 lb
-3.0 m -10'	*10550 kg *23,200 lb	*10550 kg *23,200 lb	*16050 kg *35,400 lb	9800 kg 21,700 lb	8300 kg 18,300 lb	5000 kg 11,100 lb	5200 kg 11,500 lb	3250 kg 7,100 lb			4100 kg 9,000 lb	2550 kg 5,600 lb
-4.6 m -15'			*15850 kg *35,000 lb	10150 kg 22,400 lb	8500 kg 18,700 lb	5200 kg 11,500 lb					5800 kg 12,700 lb	3650 kg 8,000 lb

* Load is limited by hydraulic capacity rather than tipping. Ratings are based on SAE Standard No. J1097. Rated loads do not exceed 87% of hydraulic lift capacity or 75% of tipping load.

PC200-7 Shoe: 800 mm 31.5" triple grouser												
A \ B	1.5 m 5'		3.0 m 10'		4.6 m 15'		6.1 m 20'		7.6 m 25'		☉ MAX	
	Cf	Cs	Cf	Cs	Cf	Cs	Cf	Cs	Cf	Cs	Cf	Cs
7.6 m 25'							*3800 kg *8,300 lb	*3800 kg *8,300 lb			*2750 kg *6,100 lb	*2750 kg *6,100 lb
6.1 m 20'							*5200 kg *11,500 lb	*4150 kg *9,100 lb			*2600 kg *5,800 lb	*2600 kg *5,800 lb
4.6 m 15'							*6000 kg *13,300 lb	4000 kg 8,900 lb	4100 kg 9,000 lb	2650 kg 5,900 lb	*2650 kg *5,850 lb	2250 kg 5,000 lb
3.0 m 10'			*13700 kg *30,200 lb	11650 kg 25,700 lb	*8950 kg *19,700 lb	6050 kg 13,300 lb	*5850 kg *12,900 lb	3800 kg 8,400 lb	4000 kg 8,800 lb	2550 kg 5,700 lb	*2800 kg *6,100 lb	2000 kg 4,500 lb
1.5 m 5'			*7500 kg *16,500 lb	*7500 kg *16,500 lb	8900 kg 19,600 lb	5500 kg 12,200 lb	5550 kg 12,300 lb	3550 kg 7,800 lb	3900 kg 8,500 lb	2450 kg 5,400 lb	*3050 kg *6,700 lb	1950 kg 4,300 lb
0 m 0'			*8000 kg *17,700 lb	*8000 kg *17,700 lb	8500 kg 18,700 lb	5200 kg 11,500 lb	5350 kg 11,800 lb	3350 kg 7,400 lb	3750 kg 8,300 lb	2350 kg 5,200 lb	3150 kg 7,000 lb	1950 kg 4,300 lb
-1.5 m -5'	*6800 kg *15,000 lb	*6800 kg *15,000 lb	*11200 kg *24,700 lb	9800 kg 21,600 lb	8350 kg 18,400 lb	5050 kg 11,200 lb	5250 kg 11,600 lb	3300 kg 7,200 lb	3750 kg 8,200 lb	2300 kg 5,100 lb	3450 kg 7,600 lb	2150 kg 4,700 lb
-3.0 m -10'	*10550 kg *23,200 lb	*10550 kg *23,200 lb	*16050 kg *35,400 lb	9950 kg 21,900 lb	8400 kg 18,500 lb	5100 kg 11,200 lb	5250 kg 11,600 lb	3300 kg 7,200 lb			4150 kg 9,100 lb	2600 kg 5,700 lb
-4.6 m -15'			*15850 kg *35,000 lb	10300 kg 22,700 lb	8600 kg 18,900 lb	5250 kg 11,600 lb					5850 kg 12,900 lb	3700 kg 8,100 lb

* Load is limited by hydraulic capacity rather than tipping. Ratings are based on SAE Standard No. J1097. Rated loads do not exceed 87% of hydraulic lift capacity or 75% of tipping load.

AESS601-01

©2003 Komatsu Printed in USA

DK03(7.5M)C

03/03(EV-1)

KOMATSU®

440 N. Fairway Drive
P.O. Box 8112
Vernon Hills, IL 60061-8112

