

KOMATSU®

WH716

LIFTING HEIGHT

16.100 mm

LIFTING CAPACITY

4.000 kg

OPERATING WEIGHT

11.590 kg

WH
716

TELESCOPIC HANDLER



WH716

WALK-AROUND

The WH716 belongs to the new series of KOMATSU telescopic handlers, which offers:

- the high quality, the safety and the cutting edge technology which typically characterise all KOMATSU products
- the **Super Low Boom Profile**, a new design which offers unique advantages in terms of stability and visibility

Excellent Visibility

- thanks to the particular design of the frame, the hinging point of the boom is extremely low; this characteristic, together with the extending cylinder which is inside the boom, ensures a 360° visibility, an unparalleled feature

Top Performance

- high lifting capacity to the maximum height and the maximum reach, both on stabilisers and on tyres, with the help of the frame levelling ($\pm 10^\circ$) and the standard rear axle lock, which is automatic over a 30° boom angle
- the **CLSS (Closed Load Sensing System)** hydraulic system, which is a closed-centre circuit, with Load Sensing and a variable displacement pump that ensures smooth proportional and combined movements; all this guarantees maximum productivity and minimum consumption
- high travel speed powered by the standard Full Power Shift transmission

Easy Manoeuvrability

- the wide steering angles make the steering radius extremely reduced for the category, both at the wheels and at the forks
- three different steering modes (two-wheel, four-wheel and crab) allow the operator to smoothly and precisely move the machine, whatever the conditions, from small building yards to road transfers

Total Comfort

- spacious cab
- exceptionally low noise
- the **PPC** servo-control for the boom and the work tool allows the operator three simultaneous and proportional movements
- the **EGS (Electronic Gear System)** electronically controls the transmission, the self-diagnosis system and the selection of the travelling direction; by using a twist grip lever the operator can choose between 5 forward and 3 reverse speeds
- the hydraulic quick coupler, optional, allows users to change work tools without leaving the cab

Safety is standard

- the **SLI** stability control device (**Safe Load Indicator**), equipped with an acoustic and visual alarm, informs the operator when the machine stability limit is approaching
- the **ASM** anti-tipping system (**Auto Stop of the Movements**) prevents the machine from aggravating movements and only allows the retraction of the boom
- the selection of the three steering modes by the simultaneous pushing of two buttons avoids accidental shifting, always ensuring total safety in steering mode changes
- three working modes provide full operator comfort and safety: travelling, working, working and travelling (except for higher speeds)
- servo-assisted service brakes with double hydraulic independent circuits, active on both axles
- the automatic rear axle oscillation lock increases both lift performance and security
- safety valves on the hydraulic cylinders

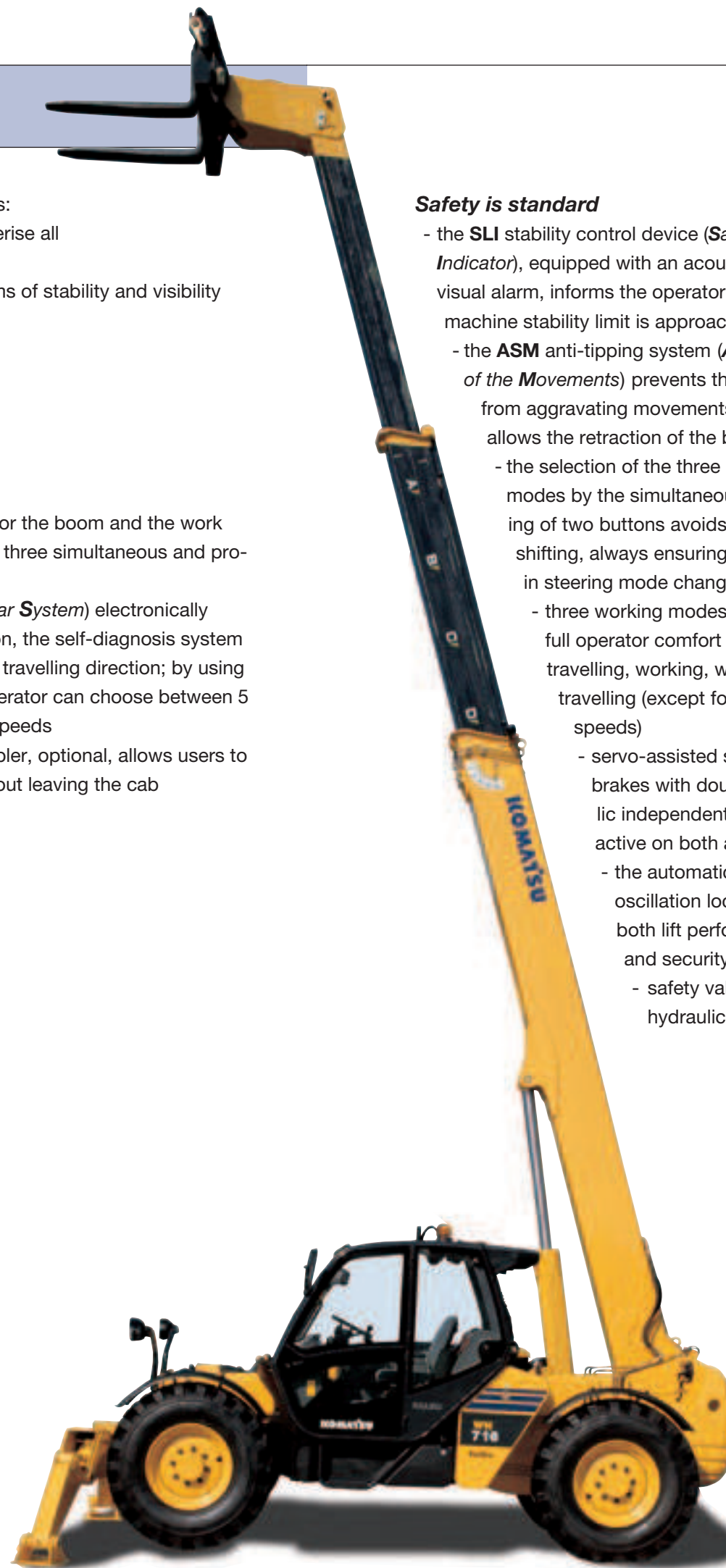
Highest Stability

- the long wheel-base provides the machine with a wide bearing area; together with a very low centre of gravity, it also guarantees excellent static and dynamic stability to the KOMATSU telescopic handler
- the three stage telescopic boom features chains for the extension of the third stage of the boom; this solution helps to reduce the weight of the whole structure, improving stability and loading capacity

LIFTING HEIGHT
16.100 mm

LIFTING CAPACITY
4.000 kg

OPERATING WEIGHT
11.590 kg



OPERATOR'S ENVIRONMENT

STRONG POINTS



Total Comfort

The ROPS (ISO 3471) and FOPS (ISO 3449) cab has a modern and ergonomic layout and is mounted on four elastic supports.

The wide glass surface provides the operator with excellent visibility in any direction.

The suspension seat and the steering column can be adjusted by the user to obtain the ideal driving position.

The EGS leds indicate movement direction, gear shifting and diagnostic test results.

The modern LCD panel displays digital instruments like speedometer, rpm, fuel level and water temperature indicators, as well as many pilot lights.

The optional air-conditioning system provides the ideal temperature and prevents steaming up in all weather conditions, thus guaranteeing maximum comfort to the operator.

Engine

The displacement (4,5 litres) of the KOMATSU Turbo engine guarantees high power and torque, together with superior reliability.

The advanced technology ensures minimum levels of emissions, in compliance with the European standards (97/68/CE - Stage 2).

The engine and the transmission layout makes all service and maintenance operations easy to perform.



Super Low Boom Profile

The boom extension is performed by means of a hydraulic cylinder for the second stage and chains for the third one. The easy-to-remove cover protects the chains, such that the likelihood of damage is extremely low.

All stages run on adjustable anti-wear pads.

A compensation cylinder ensures the work tool self-levelling.



Joystick

On the right side, the operator can find the servo-controlled joystick, in addition to the controls for the stabilisers and the frame levelling.

The joystick mounts a unique slider switch and allows three simultaneous boom functions: lifting, extending and tool carriage rotating.

The adjustable armrest enhances precision and comfort in all movements.



Stability Control Device

The stability control device (SLI) indicator is well positioned on the board; it enables the operator to constantly monitor the stability of the machine and to be instantly advised when the limit is approaching, with the help of distinct leds and an acoustic warning.



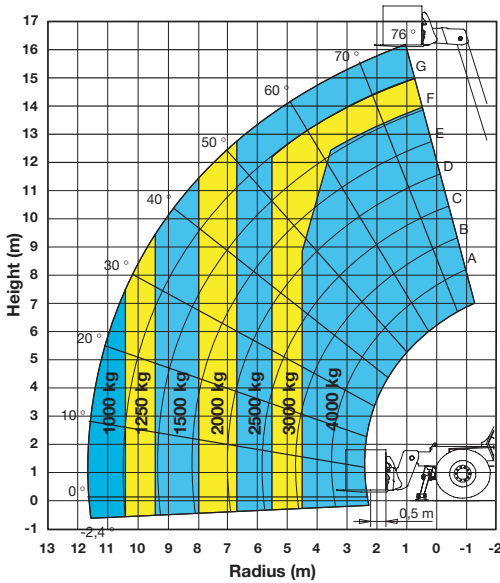
Steering & Working Selection

The operator can switch working mode by simply turning a knob on the panel, which is placed on the left side of the steering column. The buttons for the steering mode selection are easily accessible on the same board and they are protected by a waterproof surface.

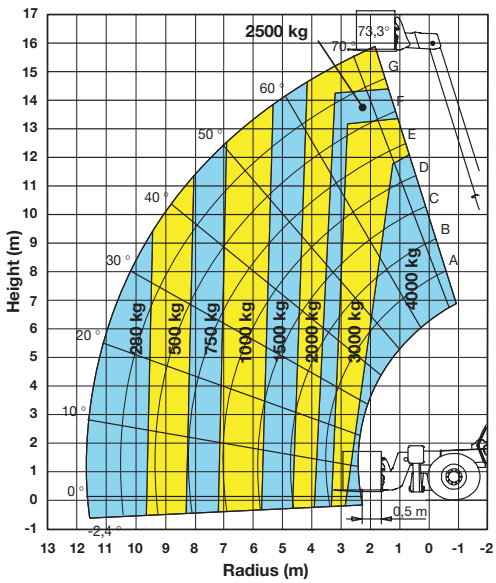


LOAD CHARTS AND DIMENSIONS

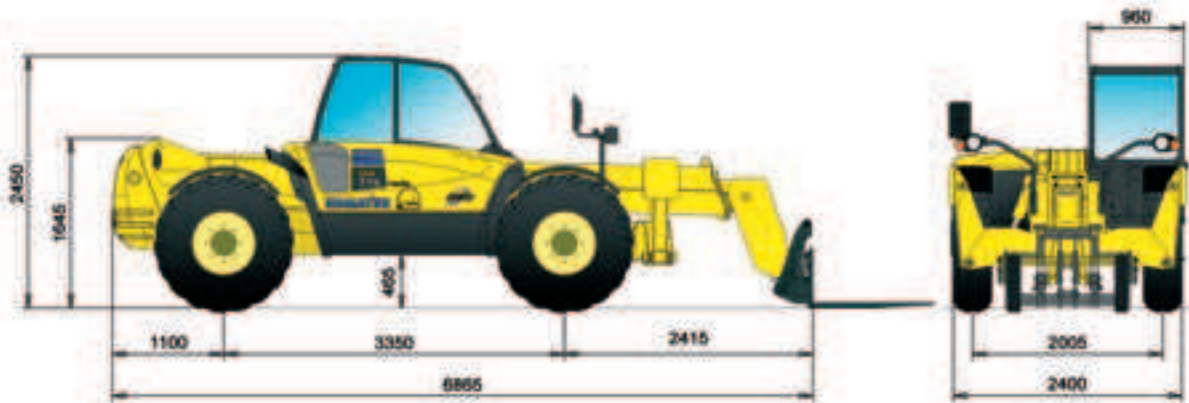
SPECIFICATIONS



On Stabilisers



On Tyres



NOTE: In conformity to the Standard UNI EN 1459 Annex B



ENGINE

The last generation engine has been developed in compliance with the European standards (97/68/CE - Stage 2) on the reduction of exhaust emissions.

Model Komatsu S4D104E-1
Type..... 4-cycle water-cooled diesel engine
Displacement..... 4.485 cm³
Aspirationturbo
Rated power:
SAE J 134974 kW / 99,2 HP @ 2.300 rpm
EEC 80/126974 kW / 99,2 HP @ 2.300 rpm
Max Torque 398 Nm @ 1.400 rpm



HYDRAULIC SYSTEM

Type..... CLSS (Closed Load Sensing System)
Pump variable displacement with axial pistons
Max operating pressure260 bar
Max flow 142 l/min
Auxiliary hydraulic line..... 62 l/min



CONTROLS

Boom lifting, boom extension and tool carriage rotation are controlled by a PPC joystick, which allows proportional and simultaneous movements.



CAB

The cab meets the European ROPS (ISO 3471) / FOPS (ISO 3449) safety standards. Two independent piece door; windscreen wiper; rear opening window with wiper.
Cab internal width940 mm



BRAKES

Servo-assisted service brakes with 2 independent lines, acting on both axles.
Service brakes type.....oil immersed multi-disk
Freni di stazionamento acting on front axle service brake



TYRES

Standard 14.00 - 24 PR16



OPERATING PERFORMANCES

Max lifting height 16.100 mm
Max lifting capacity 4.000 kg
Capacity at max height 2.500 kg
Max forward reach 11.700 mm
Capacity at max forward reach 1.000 kg
Drawbar pull 8.820 daN
Breakout force (ISO 3813)..... 6.750 daN



STEERING

Turning radius, four wheel steering:
on tyres.....3.720 mm
on forks 5.960 mm



TRANSMISSION

Full Power Shift transmission, permanent four wheel drive.
EGS electronic control system; twist grip lever for direction and speed selection.
Travel speeds:
forward
1° 6 km/h
2° 13 km/h
3° 19 km/h
4° 25 km/h
5° 38 km/h
reverse
1° 6 km/h
2° 13 km/h
3° 25 km/h



ELECTRIC SYSTEM

Voltage 12 V
Battery 110 Ah
Alternator90 A
Starter..... 3 kW



REFILLS

Fuel tank 130 ℓ
Hydraulic oil tank..... 125 ℓ
Front axle oil9 ℓ
Rear axle oil9 ℓ
Transmission oil..... 13 ℓ
Engine oil 12,8 ℓ
Coolant 15 ℓ



OPERATING WEIGHT

Operating weight: standard machine with forks 11590 kg

TELESCOPIC HANDLER

STANDARD EQUIPMENT

- KOMATSU Stage 2 Turbo engine
- Air cleaner with dual element
- Fuel filter with water separator and clogging indicator
- Full Power Shift transmission with EGS electronic control (5 forward and 3 reverse speeds)
- CLSS hydraulic system
- Transmission oil filter
- 4 wheel steering (3 steering modes)
- Safety valves on hydraulic cylinders
- Auxiliary hydraulic circuit up to the boom head
- SLI (acoustic and visual alarm) stability control device
- Alternator: 90 A
- Battery: 110 Ah
- 12 V internal and external electric plugs
- Radio pre-setting
- Horn
- ROPS/FOPS cab with heater and fan
- PPC servo-control with adjustable armrest
- Adjustable seat with safety belt
- Adjustable steering wheel
- Two piece door
- Rear opening window with wiper
- Boom angle indicator
- Mudguards
- Stabilisers
- Frame levelling: $\pm 10^\circ$
- Automatic rear axle lock
- Mechanical quick coupler
- Forks
- Tyres: 14.00-24 PR16

OPTIONAL EQUIPMENT

- Semiautomatic transmission
- ASM (automatic lockout of movements) anti-tipping system
- Battery: 148 Ah
- Catalytic muffler
- Cold area arrangement
- Air cyclone pre-filter
- Hydraulic biodegradable oil
- Boom upper protection
- Front window guard
- Deluxe seat
- Air Conditioning
- Radio
- Upper window with wiper
- Boom working lights
- Rear working light
- Rotating beacon
- Back up alarm
- Road homologation
- Customised colour paint
- Hydraulic quick coupler
- Forks protection guard
- Buckets: general purpose 2.320 mm and 2.420 mm (1,0 m³), high capacity for light materials 2.420 mm (1,5 m³)
- Side-shift forks



Manufacturer: Komatsu Utility Europe

Head Office · via Ateste 4 · 35042 Este (Padova) - Italy

Tel. +39 0429 616111 · Fax +39 0429 601000 · www.komatsueurope.com · utility@komatsu.it

KOMATSU®

**Komatsu Europe
International NV**

Mechelsesteenweg 586
B-1800 VILVOORDE (BELGIUM)
Tel. +32-2-255 24 11
Fax +32-2-252 19 81
www.komatsueurope.com

WESS001301 07/2004

Materials and specifications are subject to change without notice.

KOMATSU is a trademark of Komatsu Ltd. Japan.