

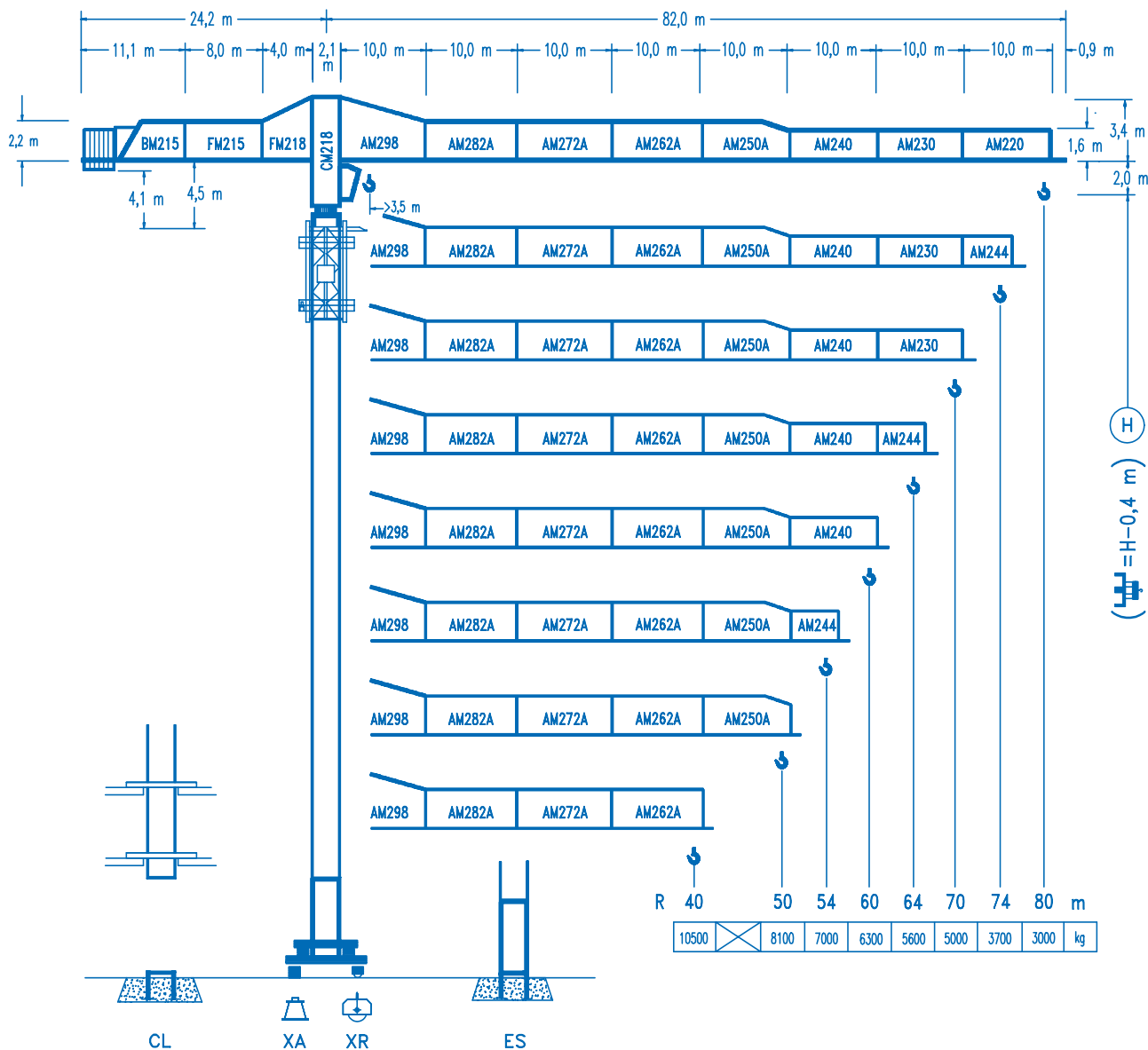


COMANSA

LINDEN 2100

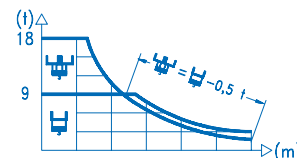
21 LC 400

18 t



CE
DIN 15018 H1 B3

R																	
80	16,6	20	25	30,1	30,5	34	40	44	50	54	60	64	70	74	80	m	
	18000	14525	11215	9000	9000	7975	6660	5985	5185	4750	4210	3905	3515	3295	3000	kg	
74	18,0	20	25	32,8	33,6	34	40	44	50	54	60	64	70	74	m		
	18000	15980	12365	9000	9000	8875	7420	6675	5790	5310	4710	4375	3945	3700	kg		
70	21,7	25	30	34	39,6	39,9	41,2	44	50	54	60	64	70	m			
	18000	15315	12440	10765	9000	8365	7275	6680	5945	5530	5000	kg					
64	21,8	25	30	34	39,9	41,6	44	50	54	60	64	m					
	18000	15410	12520	10835	9000	8470	7360	6765	6020	5600	kg						
60	22,5	25	30	34	41,3	43,3	44	50	54	60	m						
	18000	15990	13005	11265	9000	8850	7700	7075	6300	kg							
54	22,2	25	30	34	40,7	42,9	44	50	54	m							
	18000	15740	12795	11085	9000	8755	7615	7000	kg								
50	23,3	25	30	34	42,8	45,4	50	m									
	18000	16655	13550	11750	9000	9000	8100	kg									
40	24,5	25	30	34	40	m											
	18000	17575	14315	12415	10500	kg											




DS.0346.30

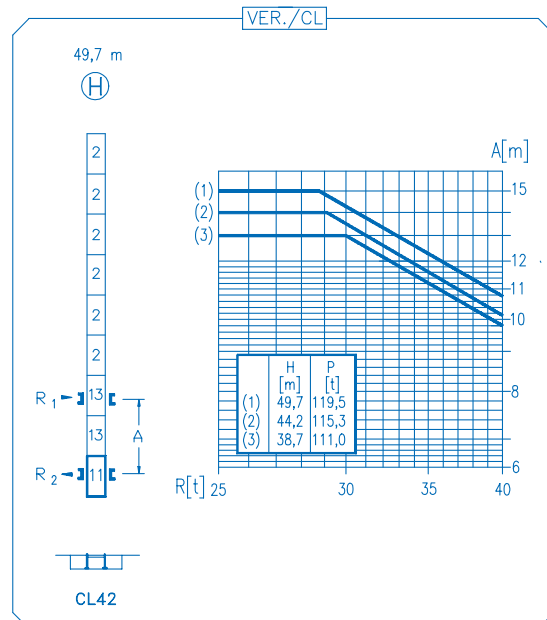
09/05

Reserva de modificaciones.- Subject to modifications.- Modifications réservées.- Konstruktionsänderungen vorbehalten.

Courtesy of Crane.Market



N	Ref.	Ø	h
1	S35	2,5	5,5
2	D23	2,0	5,5
13	D23A	2,0	5,5
11	CLD23A	2,0	3,1



R. máx.	En servicio	5XR42 133,4 t
	In operation	
	En service	5XR73 137,9 t
	In Betrieb	

R. máx.	Fuera de servicio	5XR42 112,2 t
	Out of service	
	Hors service	5XR73 130,9 t
	Ausser Betrieb	

CFU-7.5
7,5 kW

0 ⇄ 94 m/min

GR-12
4 x 120 Nm

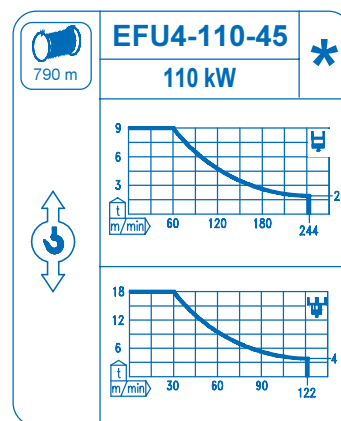
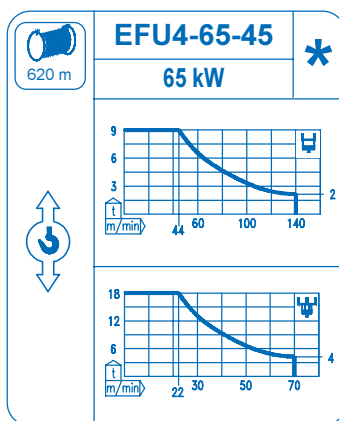
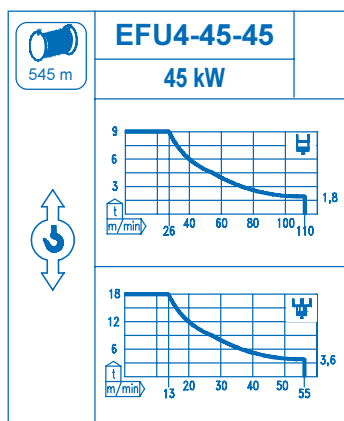
0 ⇄ 0,7 rpm

TRA-7.5
2 x 75 Nm

0 ⇄ 20 m/min

TRA-7.5VC
2 x 75 Nm

0 ⇄ 20 m/min



Tensión de alimentación Operating voltage Tension de service Betriebsspannung	400 V 3 ph 50 Hz
--	---

Opcional Optional En option Kaufoption	*
---	----------