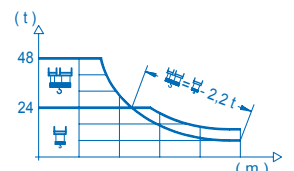
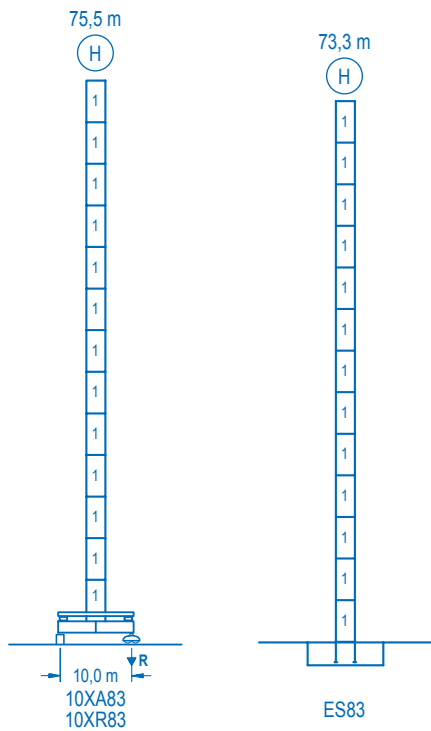


C/25 (F.E.M. 1.005)

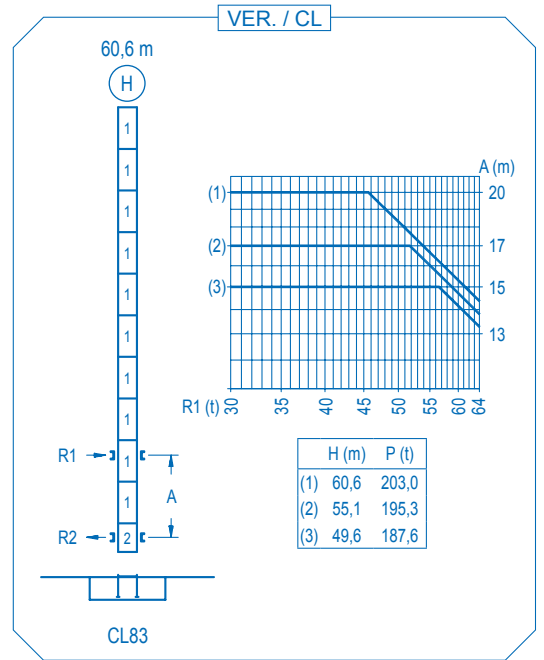
CE
DIN 15018 H1 B3

R	H										H																													
80	14,7	17,0	19,0	20,0	22,0	25,7	27,2	32,0	35,0	38,0	40,0	45,0	50,0	55,0	60,0	65,0	70,0	75,0	80,0	m	48000	40030	34930	32790	29140	24000	24000	19890	17920	16290	15340	13340	11760	10470	9410	8510	7740	7080	6500	kg
75	14,9	17,0	19,0	20,0	22,0	26,2	27,8	32,0	35,0	38,0	40,0	45,0	50,0	55,0	60,0	65,0	70,0	75,0		m	48000	40910	35700	33520	29800	24000	24000	20420	18410	16730	15760	13720	12100	10780	9680	8760	7980	7300		kg
70	15,5	17,0	19,0	20,0	22,0	27,3	29,2	32,0	35,0	38,0	40,0	45,0	50,0	55,0	60,0	65,0	70,0			m	48000	43020	37570	35290	31390	24000	24000	21590	19480	17710	16690	14540	12830	11440	10300	9330	8500			kg
65		16,9	19,0	20,0	22,0	25,0	29,8	32,0	35,0	38,0	40,0	45,0	50,0	55,0	60,0	65,0				m		48000	41620	39120	34850	29810	24000	24000	21700	19750	18620	16250	14370	12840	11570	10500				kg
60			18,4	20,0	22,0	25,0	29,0	32,6	35,3	38,0	40,0	45,0	50,0	55,0	60,0					m			48000	43420	38740	33200	27700	24000	24000	22050	20800	18180	16090	14400	13000					kg
55				19,9	22,0	25,0	29,0	32,0	35,4	38,5	40,0	45,0	50,0	55,0						m				48000	42680	36640	30640	27170	24000	24000	23020	20140	17860	16000					kg	
50					20,0	22,0	25,0	29,0	32,0	35,5	38,8	40,0	45,0	50,0						m					48000	42840	36780	30760	27280	24000	24000	23200	20300	18000					kg	
45						19,8	22,0	25,0	29,0	32,0	35,2	38,7	40,0	45,0						m						48000	42440	36430	30460	27010	24000	24000	23080	20200					kg	
40							19,7	22,0	25,0	29,0	32,0	34,9	38,5	40,0						m							48000	42070	36110	30180	26760	24000	24000	23000					kg	





n°	Ref.	h (m)	h (m)
1	D36	2,5	5,5
2	CLD36	2,5	3,8



R. máx.	En servicio In operation En service In Betrieb	10XA83..... 170,3 t
----------------	---	---------------------

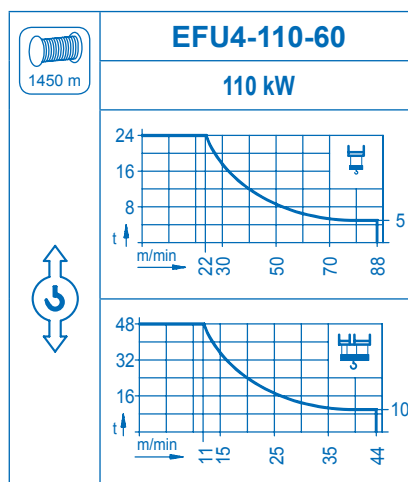
R. máx.	Fuera de servicio Out of service Hors service Ausser Betrieb	10XA83..... 165,9 t
----------------	---	---------------------

CFU-13
13 kW
0 ⇄ 75 m/min

GR-14
4 x 140 Nm
0 ⇄ 0,6 rpm

TRA-10
2 x 100 Nm
0 ⇄ 20 m/min

TRA-10VC
2 x 100 Nm
0 ⇄ 20 m/min



Tensión de alimentación Operating voltage Tension de service Betriebsspannung	400 V 3 ph 50 Hz
--	---

Opcional Optional En option Kaufoption	*
---	----------