

R	65.6	73.8	82.0	90.2	98.4	106.6	114.8	ft
	4,410	4,410	4,120	3,640	3,150	2,670	2,430	lb
PowerLift	4,410	4,410	4,120	3,640	3,150	2,670	2,430	lb
	5,090	4,630	3,880	3,400	2,910	2,430	2,180	lb
PowerLift	5,090	4,630	3,880	3,400	2,910	2,430	2,180	lb

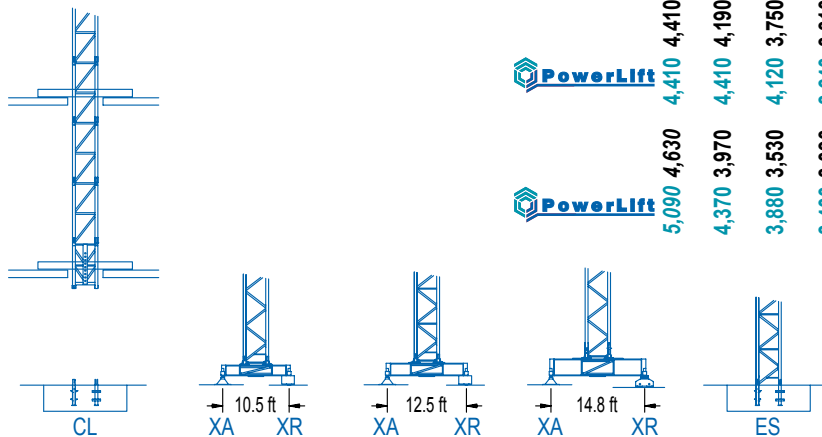
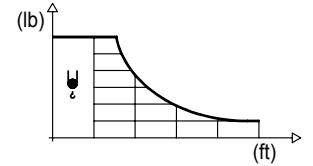


DIAGRAMA DE CARGAS

Load chart / Diagramme de charges / Lastdiagramm / Diagramma di carico / Диаграмма распределения нагрузки

R (ft)	ψ	RCmax (ft)	32.8	41.0	49.2	57.4	65.6	73.8	82.0	90.2	98.4	106.6	114.8	↔ (ft) ↓ (lb)
114.8		64.0				4,410	4,300	3,750	3,310	2,950	2,670	2,430	2,200	
106.6		64.3				4,410	4,300	3,770	3,330	2,980	2,670	2,430		
98.4		68.2					4,410	4,010	3,550	3,170	2,870			
90.2		70.5					4,410	4,170	3,700	3,310				
82.0		71.2					4,410	4,230	3,750					
73.8		70.5					4,410	4,190						
65.6		65.6					4,410							



R (ft)	ψ/ψψ	RCmax (ft)	32.8	41.0	49.2	57.4	65.6	73.8	82.0	90.2	98.4	106.6	114.8	↔ (ft) ↓ (lb)
114.8		34.8	8,820	7,250	5,860	4,870	4,140	3,570	3,130	2,760	2,450	2,200	1,980	
106.6		34.8	8,820	7,280	5,860	4,870	4,140	3,570	3,130	2,760	2,470	2,200		
98.4		36.7	8,820	7,740	6,240	5,200	4,430	3,810	3,350	2,980	2,650			
90.2		37.7	8,820	8,000	6,460	5,380	4,590	3,970	3,480	3,090				
82.0		38.1	8,820	8,090	6,550	5,450	4,650	4,010	3,530					
73.8		37.7	8,820	8,000	6,460	5,380	4,590	3,970						
65.6		38.1	8,820	8,070	6,530	5,450	4,630							

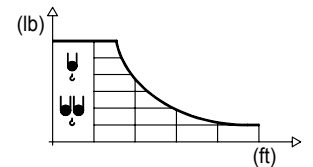
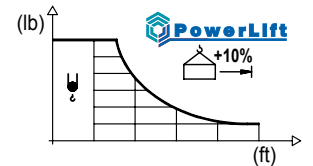


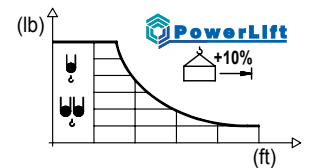
DIAGRAMA DE CARGAS POWERLIFT

Load chart PowerLift / Diagramme de charges PowerLift / Lastdiagramm PowerLift / Diagramma di carico PowerLift / Диаграмма распределения нагрузки PowerLift

R (ft)	ψ	RCmax (ft)	32.8	41.0	49.2	57.4	65.6	73.8	82.0	90.2	98.4	106.6	114.8	↔ (ft) ↓ (lb)
114.8		69.2					4,410	4,100	3,620	3,240	2,910	2,650	2,430	
106.6		69.5					4,410	4,120	3,640	3,260	2,930	2,670		
98.4		73.8						4,410	3,900	3,480	3,150			
90.2		76.3						4,410	4,060	3,640				
82.0		77.4						4,410	4,120					
73.8		73.8						4,410						
65.6		65.6					4,410							



R (ft)	ψ/ψψ	RCmax (ft)	32.8	41.0	49.2	57.4	65.6	73.8	82.0	90.2	98.4	106.6	114.8	↔ (ft) ↓ (lb)
114.8		37.0	8,820	7,850	6,330	5,270	4,500	3,880	3,400	3,020	2,690	2,430	2,180	
106.6		37.1	8,820	7,870	6,350	5,290	4,500	3,900	3,420	3,020	2,690	2,430		
98.4		39.3	8,820	8,380	6,790	5,670	4,830	4,190	3,660	3,260	2,910			
90.2		40.6	8,820	8,710	7,050	5,890	5,030	4,370	3,840	3,400				
82.0		41.0	8,820	8,820	7,140	5,950	5,090	4,410	3,880					
73.8		40.6	8,820	8,730	7,050	5,910	5,030	4,370						
65.6		41.0	8,820	8,820	7,140	5,970	5,090							



MECANISMOS

Mechanisms / Mécanismes / Antriebe / Meccanismi / Механизмы

ES3-13-10
740 ft
21 hp

	I	II	III
ft/min	30	118	236
lb	4,410	4,410	2,425

	I	II	III
ft/min	15	59	118
lb	8,820	8,820	4,850

ES3-18-10
820 ft
29 hp *

	I	II	III
ft/min	39	150	299
lb	4,410	4,410	2,425

	I	II	III
ft/min	20	75	150
lb	8,820	8,820	4,850

EFU2-11-10
740 ft
15 hp *

ft/min	lb
98	4,410
131	3,310
197	2,200
243	1,760

ft/min	lb
49	8,820
68	6,610
88	4,410
121	3,530

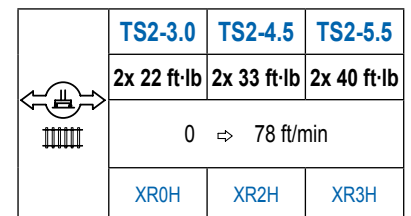
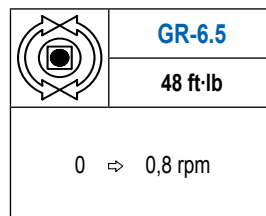
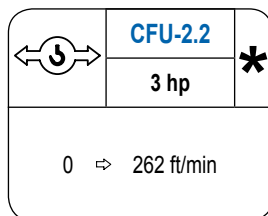
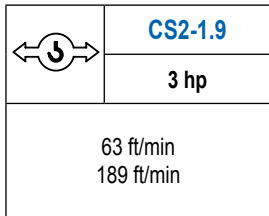
EFU2-18-10
820 ft
24 hp *

ft/min	lb
177	4,410
197	3,310
230	2,200
262	1,760
302	1,760

ft/min	lb
88	8,820
115	6,610
131	4,410
151	3,530

MECANISMOS

Mechanisms / Mécanismes / Antriebe / Meccanismi / Механизмы



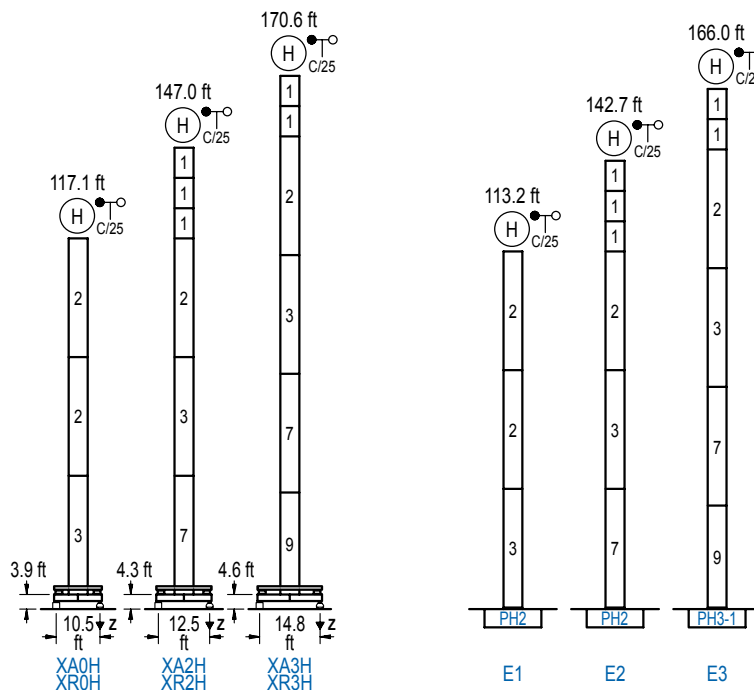
POTENCIA / POWER / PUISSANCE / LEISTUNG / POTENZA / МОЩНОСТЬ				Tensión de alimentación / Operating voltage / Tension de service / Betriebsspannung / Tensione di alimentazione / Напряжение источника питания	Generador / Generator / Générateur / Generator / Генератор
Elevación / Hoist / Levage / Hub / Sollevamento / Тип механизма (подъем)	Carro / Trolley / Chariot / Laufkatze / Carrello / Грузовая тележка	Giro / Slewing / Rotation / Drehbewegung / Rotazione / Поворот	Traslación / Travel / Translation / Verfahrbewegung / Traslazione / Ход	480 V 3ph 60 Hz	90 kVA 107 kVA 48 kVA 60 kVA
ES3-13-10	CS2-1.9	GR-6.5	(2x) TS2-3.0		
ES3-18-10			(2x) TS2-4.5		
EFU2-11-10	CFU-2.2		(2x) TS2-5.5		
EFU2-18-10					

Opcional / Optional / En option / Kaufoption / Opzionale / Опционально

ALTURAS BAJO GANCHO

Heights under hook / Hauteurs sous crochet / Hakenhöhen / Altezza sotto gancio / Высота под крюком

∅ 3.9 ft



n°	Ref.	∅	h
1	MH111	3.9	9.8
2	MH114	3.9	38.7
3	MH114A	3.9	38.7
5	MH121	3.9	9.8
7	MH124A	3.9	38.7
9	MT123	3.9	33.1

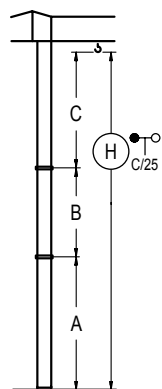
MH114 = 4x MH111 - 0.7 ft

	H = H + 0.7 ft
	H = H
	H = H
	H = H - 0.7 ft

Z máx.	En servicio / In operation / En service / In Betrieb / In servizio / При работе	XR0H..... 77 kip XR2H..... 90 kip XR3H..... 99 kip
	Fuera de servicio / Out of service / Hors service / Ausser Betrieb / Fuori servizio / В стационарном состоянии	XR0H... 108 kip XR2H... 148 kip XR3H... 168 kip

GRÚA ARRIOSTRADA

Braced crane / Grue à entretoisement / Abgespannter Kran / Gru ancorata / Нарастиваемый кран

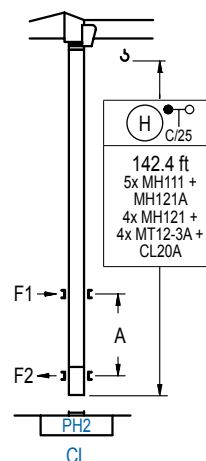


	XA0H	XA2H	XA3H
A max	101.0	130.2	153.9
B max	- 68.9	- 68.9	- 68.9
C max	89.2 89.2	89.2 89.2	89.2 89.2
H max	190.3 259.2	219.5 288.4	243.1 312.0

	E1	E2	E3
A max	97.1	126.0	149.3
B max	- 68.9	- 68.9	- 68.9
C max	89.2 89.2	89.2 89.2	89.2 89.2
H max	186.4 255.2	215.2 284.1	238.5 307.4

GRÚA TREPADORA

Internal climbing crane / Grue avec cage de télescopage intérieure / Kran mit klettern im Gebäude / Gru in rampante in cavedio / Кран с самоподъемом



n°	Ref.	∅	h
1	MH111	3.9	9.8
4	MH121A	3.9	9.8
5	MH121	3.9	9.8
10	MT12-3A	3.9	9.5
11	CL20A	3.9	8.5

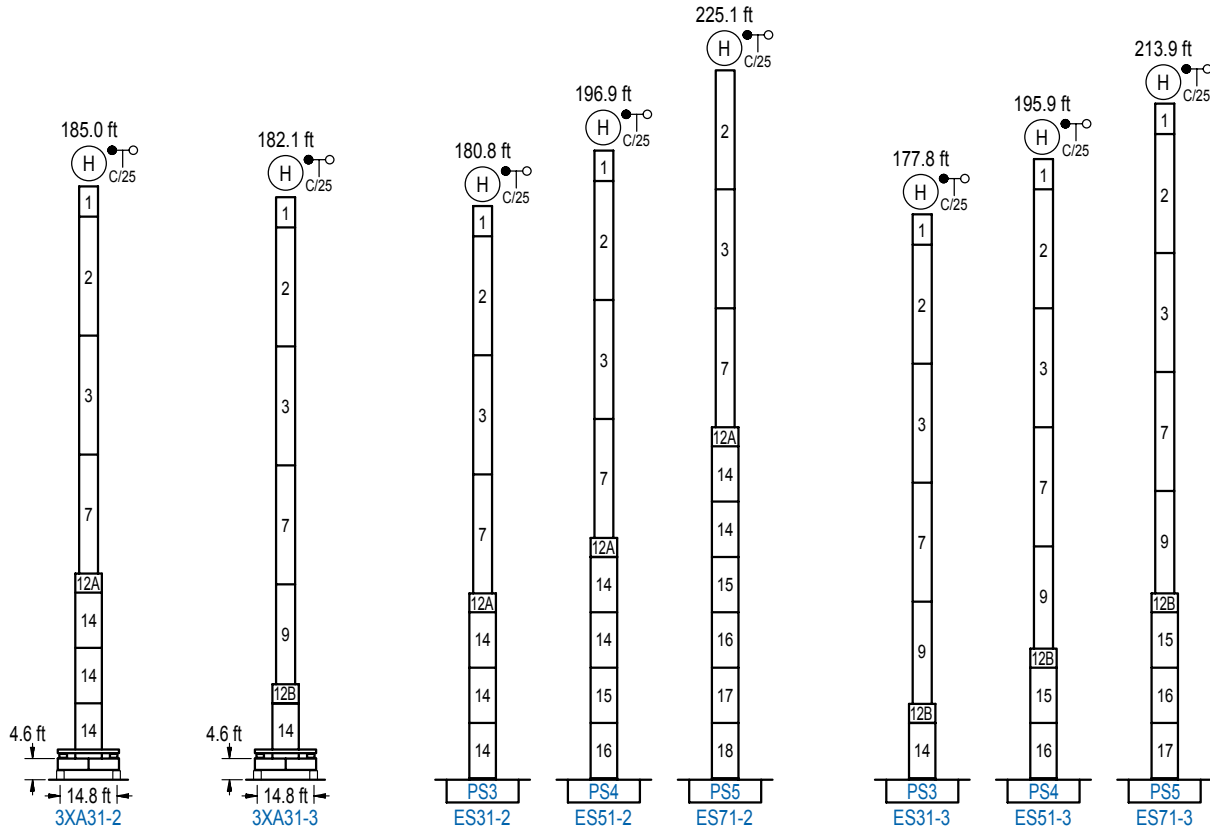
Otras zonas de viento, alturas superiores, arriostramientos o trepado interno consultar / Other wind zones, additional hook heights, tie frames or internal climbing on request / Autres zones de vent, des hauteurs supplémentaires, entretoisements ou grues avec cage de télescopage intérieure, sur demande / Andere Windzonen, weitere Hakenhöhen, Abspannungen zum Gebäude oder Klettern im Gebäude auf Anfrage / Per zone con velocità del vento particolari, altezze superiori, ancoraggi o rampante in cavedio, consultare il fabbricante / При других ветренных зонах, при большой высоте, привязках к зданию или наращивании крана внутри здания проконсультируйтесь с нами

DS.1307.01.IA 02/14
5LC3510/8, 820 lb

Reserva de modificaciones. Subject to modifications. Modifications réservées. Konstruktionsänderungen vorbehalten.
Il Fabbricante si riserva la facoltà di apportare modifiche. Возможны изменения.

Courtesy of Crane.Market

LC 500



n°	Ref.	∅	h	n°	Ref.	∅	h	n°	Ref.	∅	h
1	MH111	3.9	9.8	12A	TMS13/PMH12	5.2	3.3	14	S13	5.2	18.0
2	MH114	3.9	38.7	12B	TMS13/PMH13	5.2	3.3	15	TS14	5.2	18.0
3	MH114A	3.9	38.7					16	S14	5.2	18.0
7	MH124A	3.9	38.7					17	TS15	5.2	18.0
9	MT123	3.9	33.1					18	S15	5.2	18.0
MH114 = 4x MH111 - 0.7 ft											

Otras zonas de viento o alturas superiores consultar / Other wind zones or additional hook heights on request / Autres zones de vent ou des hauteurs supplémentaires sur demande / Andere Windzonen oder weitere Hakenhöhen auf Anfrage / Per zone con velocità del vento particolari o altezze superiori consultare il fabbricante / При других ветренных зонах о большой высоте проконсультируйтесь с нами



Construcciones Metálicas COMANSA S. A.

Tel.: (34) 948 335 020 / Fax: (34) 948 330 810 / e-mail: info@comansa.com
Polígono Urbizkain E-31620 HUARTE-PAMPLONA.- SPAIN

DS.1307.01.IA 02/14 5LC3510/8,820 lb

Courtesy of Crane.Market