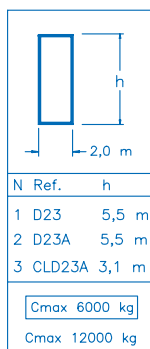
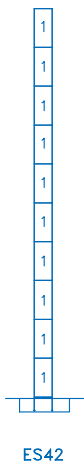
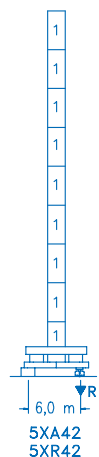


R	CL				XA XR										ES	
60	22,3	25	27	30	33,1	35	37	40	42	45	47	50	52	55	60	m
	12000	9910	8610	7310	6000	5500	5060	4520	4200	3800	3570	3250	2910	2660	2300	kg
55	23,0	25	27	30	32	35,3	37	40	42	45	47	50	52	55	m	
	12000	10580	9440	7960	7260	6000	5620	5040	4710	4270	4020	3670	3460	3000	kg	
50	23,0	25	27	30	32	35	37	39,8	42	45	47	50	m			
	12000	10890	9960	8660	8040	7250	6790	6000	5550	5120	4860	4500	kg			
45	23,0	25	27	30	32	35	37	40	42,9	45	m					
	12000	11050	10230	9210	8480	7740	7320	6770	6000	5700	kg					
40	23,0	25	27	30	32	35	37	40	m							
	12000	11090	10320	9330	8620	7920	7520	7000	kg							
35	23,5	25	27	30	32	35	m									
	12000	11350	10600	9640	8950	8300	kg									
30	24,0	25	27	30	m											
	12000	11500	10610	9500	kg											

(H)	(R)
m	m
51,4	30
45,9	35/40
40,4	45/50
34,9	55/60

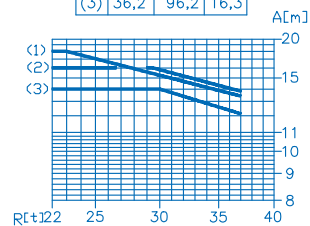
(H)	(R)
m	m
55,1	30
49,6	40
44,1	50
38,6	60
33,1	60



VER./CL

(H)	(R)
m	m
47,2	30/40/50
41,7	55 60
36,2	60

	H [m]	P [t]	T [t]
(1)	47,2	102,8	17,3
(2)	41,7	99,5	17,2
(3)	36,2	96,2	16,3



R. máx.	En servicio	5XR42 119,0 t
	In operation	
	En service	
	In Betrieb	

R. máx.	Fuera de servicio	5XR42 154,9 t
	Out of service	
	Hors service	
	Ausser Betrieb	

AFU-60

60 kW

2 min

GR-10

3 x 100 Nm

0 ⇄ 0,7 rpm

TRA-7.5

2 x 75 Nm

0 ⇄ 20 m/min

TRA-7.5VC

2 x 75 Nm

0 ⇄ 20 m/min

EFU4-45-30

545 m

45 kW

EFU4-65-30

790 m

65 kW

Tensión de alimentación	400 V
Operating voltage	3 ph
Tension de service	50 Hz
Betriebsspannung	

Opcional	*
Optional	
En option	
Kaufoption	