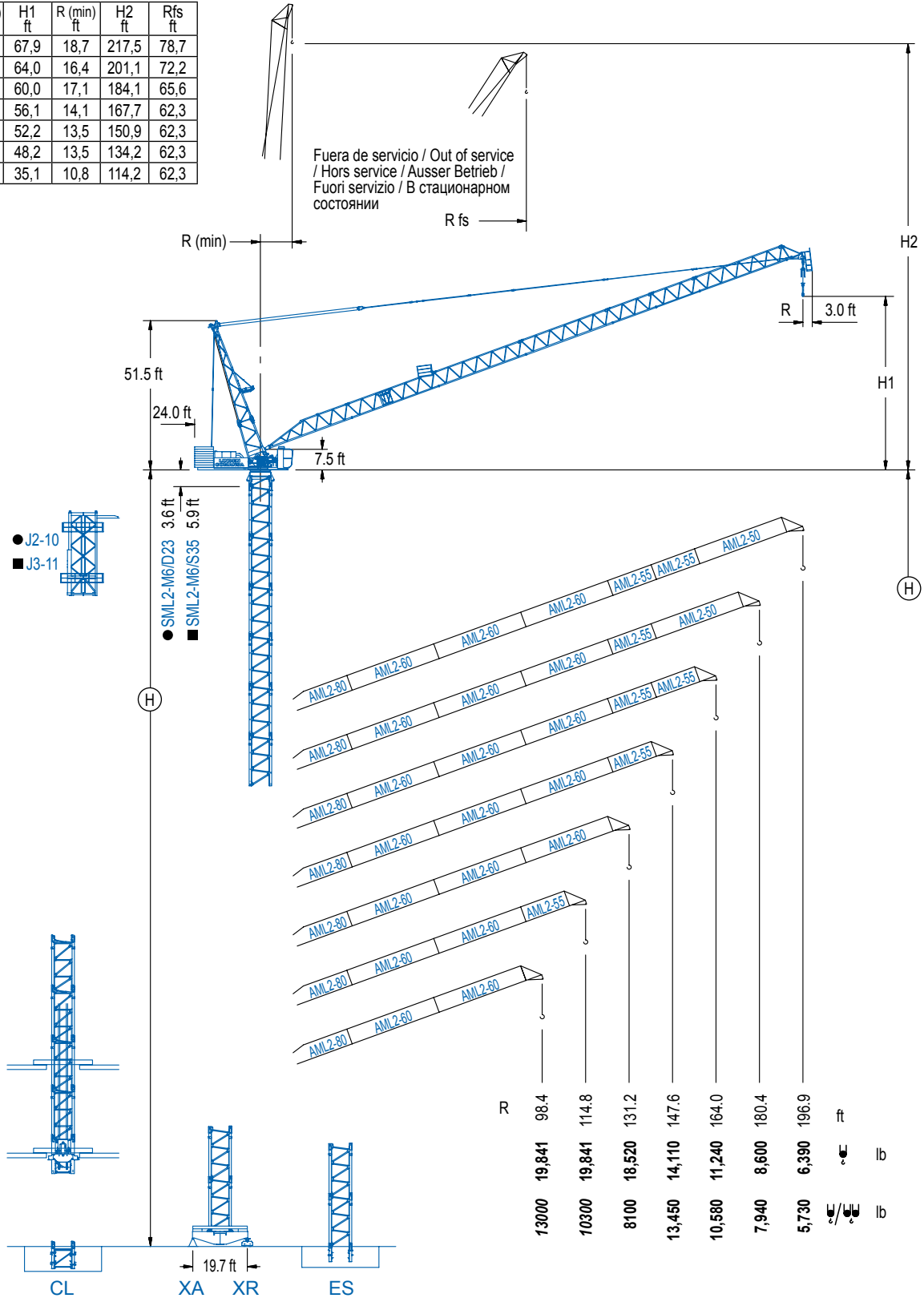


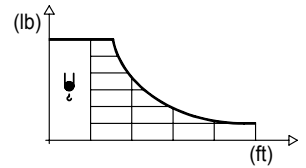
R (max) ft	H1 ft	R (min) ft	H2 ft	Rfs ft
196,9	67,9	18,7	217,5	78,7
180,4	64,0	16,4	201,1	72,2
164,0	60,0	17,1	184,1	65,6
147,6	56,1	14,1	167,7	62,3
131,2	52,2	13,5	150,9	62,3
114,8	48,2	13,5	134,2	62,3
98,4	35,1	10,8	114,2	62,3



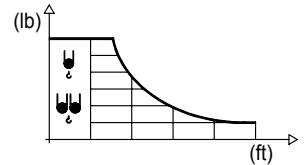
## DIAGRAMA DE CARGAS

Load chart / Diagramme de charges / Lastdiagramm / Diagramma di carico / Диаграмма распределения нагрузки

R (ft)	↕	RCmax (ft)	49.2	65.6	82.0	98.4	114.8	131.2	147.6	164.0	180.4	196.9	↔(ft) ↕(lb)
196.9		107.9				19,840	17,590	13,690	11,050	9,130	7,630	6,390	
180.4		111.9				19,840	18,960	15,060	12,320	10,270	8,600		
164.0		115.8					19,840	16,270	13,450	11,240			
147.6		120.1					19,840	17,200	14,110				
131.2		124.3					19,840	18,520					
114.8		114.8					19,840						
98.4		98.4				19,840							

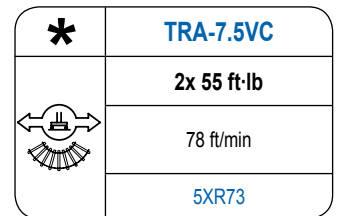
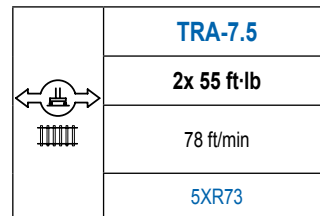
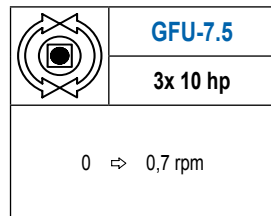
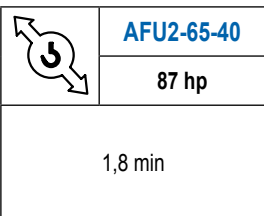
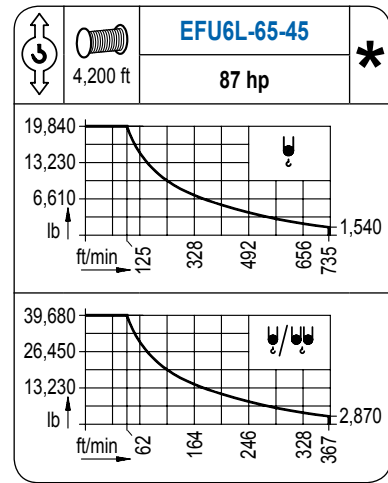
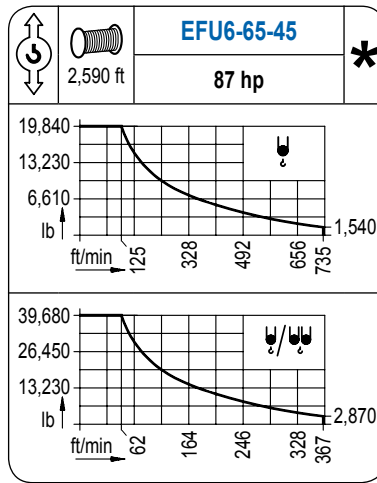
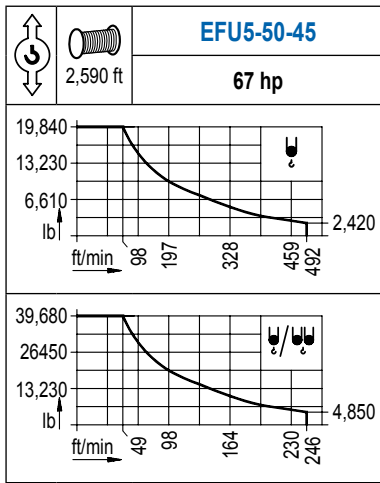


R (ft)	↕/↕	RCmax (ft)	49.2	65.6	82.0	98.4	114.8	131.2	147.6	164.0	180.4	196.9	↔(ft) ↕(lb)
196.9		59.1	39,680	32,610	22,310	16,730	13,230	10,820	9,060	7,720	6,640	5,730	
180.4		60.7	39,680	34,960	24,820	19,030	15,300	12,680	10,710	9,190	7,940		
164.0		62.7	39,680	37,130	27,140	21,190	17,240	14,420	12,300	10,580			
147.6		65.6		39,680	29,320	23,060	18,850	15,810	13,450				
131.2		69.2		39,680	32,100	25,620	21,160	17,860					
114.8		69.9		39,680	33,220	27,050	22,710						
98.4		72.2		39,680	34,700	28,660							



## MECANISMOS

Mechanisms / Mécanismes / Antriebe / Meccanismi / Механизмы



POTENCIA / POWER / PUISSANCE / LEISTUNG / POTENZA / МОЩНОСТЬ				Tensión de alimentación / Operating voltage / Tension de service / Betriebsspannung / Tensione di alimentazione / Напряжение источника питания	
Elevación / Hoist / Levage / Hub / Sollevamento / Тип механизма (подъем)	Abatimiento / Luffing / Releage / Einziehen / Brandeggio / Складывание	Giro / Slewing / Rotation / Drehbewegung / Rotazione / Поворот	Traslación / Travel / Translation / Verfahrbewegung / Traslazione / Ход	480 V	Generador / Generator / Générateur / Generator / Generatore / Генератор
EFU5-50-45	AFU2-65-40	(3x) GFU-7.5	(2x) TRA-7.5	3ph	260 kVA
EFU6-65-45				280 kVA	
EFU6L-65-45				280 kVA	

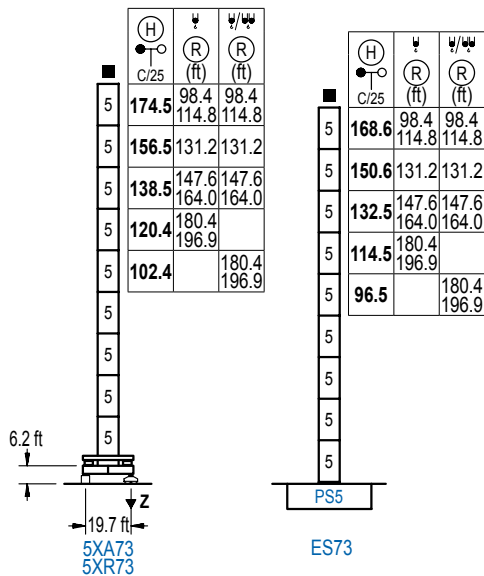
Opcional / Optional / En option / Kaufoption / Opzionale / Опционально

\*

## ALTURAS DE TORRE

Tower height / Hauteurs de tour / Turmhöhen / Altezza della torre / Высота башни

∅ 8.2 ft



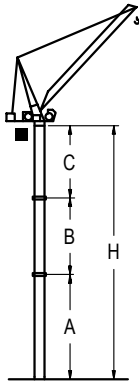
n°	Ref.	∅	h
5	S35	8.2	18.0

<b>Z máx.</b>	En servicio / In operation / En service / In Betrieb / In servizio / При работе	5XR73.. 293 kip
	Fuera de servicio / Out of service / Hors service / Ausser Betrieb / Fuori servizio / В стационарном состоянии	5XR73.. 366 kip

## GRÚA ARRIOSTRADA

Braced crane / Grue à entretoisement / Abgespannter Kran / Gru ancorata / Нарцываемый кран

∅ 8.2 ft



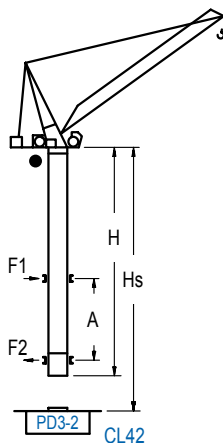
		5XA73					
R	∅	-	196.9 / 180.4	164.0 / 147.6	131.2	114.8 / 98.4	
(ft)	∅/∅	196.9 / 180.4	-	164.0 / 147.6	131.2	114.8 / 98.4	
A max			78.4	96.5	114.5	132.5	
A min			78.4	78.4	78.4	78.4	
B max			54.1	54.1	72.2	72.2	
B min			54.1	54.1	54.1	54.1	
C max			96.1	96.1	114.2	114.2	
H max			174.5	228.7	192.6	246.7	

		ES73					
R	∅	-	196.9 / 180.4	164.0 / 147.6	131.2	114.8 / 98.4	
(ft)	∅/∅	196.9 / 180.4	-	164.0 / 147.6	131.2	114.8 / 98.4	
A max			72.5	90.6	108.6	126.6	
A min			72.5	72.5	72.5	72.5	
B max			54.1	54.1	72.2	72.2	
B min			54.1	54.1	54.1	54.1	
C max			96.1	96.1	114.2	114.2	
H max			168.6	222.8	186.7	240.8	

## GRÚA TREPADORA

Internal climbing crane / Grue avec cage de télescope intérieure / Kran mit klettern im Gebäude / Gru in rampante in cavedio / Кран с самоподъемом

∅ 6.6 ft



H C/25	∅ (ft)	∅/∅ (ft)	Hs < 985 ft	
			A max (ft)	A min (ft)
<b>159.1 ft</b> (4x D23 + 4x D23A + CLD23A-1)	98.4 114.8	98.4 114.8	64.3	29.5
<b>141.1 ft</b> (3x D23 + 4x D23A + CLD23A-1)	131.2	131.2	55.1	29.5
<b>123.0 ft</b> (2x D23 + 4x D23A + CLD23A-1)	147.6 164.0	147.6 164.0	46.3	29.5
<b>105.0 ft</b> (D23 + 4x D23A + CLD23A-1)	180.4 196.9	-	37.4	32.8
<b>86.9 ft</b> (4x D23A + CLD23A-1)	-	180.4 196.9	29.5	29.5

n°	Ref.	∅	h
3	D23	6.6	18.0
4	D23A	6.6	18.0
14	CLD23A-1	6.6	11.2

Otras zonas de viento, alturas superiores, arriostramientos o trepado interno consultar / Other wind zones, additional hook heights, tie frames or internal climbing on request / Autres zones de vent, des hauteurs supplémentaires, entretoisements ou grues avec cage de télescope intérieure, sur demande / Andere Windzonen, weitere Hakenhöhen, Abspannungen zum Gebäude oder Klettern im Gebäude auf Anfrage / Per zone con velocità del vento particolari, altezze superiori, ancoraggi o rampante in cavedio, consultare il fabbricante / При других ветренных зонах, при большой высоте, привязках к зданию или наращивании крана внутри здания проконсультируйтесь с нами

**LINDEN COMANSA**

Construcciones Metálicas COMANSA S. A.

Tel.: (+34) 948 335 020 / Fax: (+34) 948 330 810 / E-mail: info@comansa.com  
Polígono Urbizkain, Ctra. Aoiz nº1 31620, Huarte (Navarra), SPAIN

DS.1539.09.IA 11/16 LCL 280/39,680 lb

Reserva de modificaciones. Subject to modifications. Modifications réservées. Konstruktionsänderungen vorbehalten.  
Il fabbricante si riserva la facoltà di apportare modifiche. Возможны изменения.

Courtesy of Crane.Market

**LCL**

**LINDEN**  **COMANSA**