

R (max) ft	H1 ft	R (min) ft	H2 ft	Rfs ft
213.3	71.9	13.1	240.8	66.9
196.9	68.2	13.1	224.1	63.0
180.4	64.6	13.1	207.3	61.0
164.0	61.0	13.1	190.6	59.1
147.6	57.1	13.1	173.6	55.8
131.2	53.5	13.1	156.8	52.5
114.8	49.5	13.1	140.1	55.8
98.4	45.6	13.1	123.4	55.8

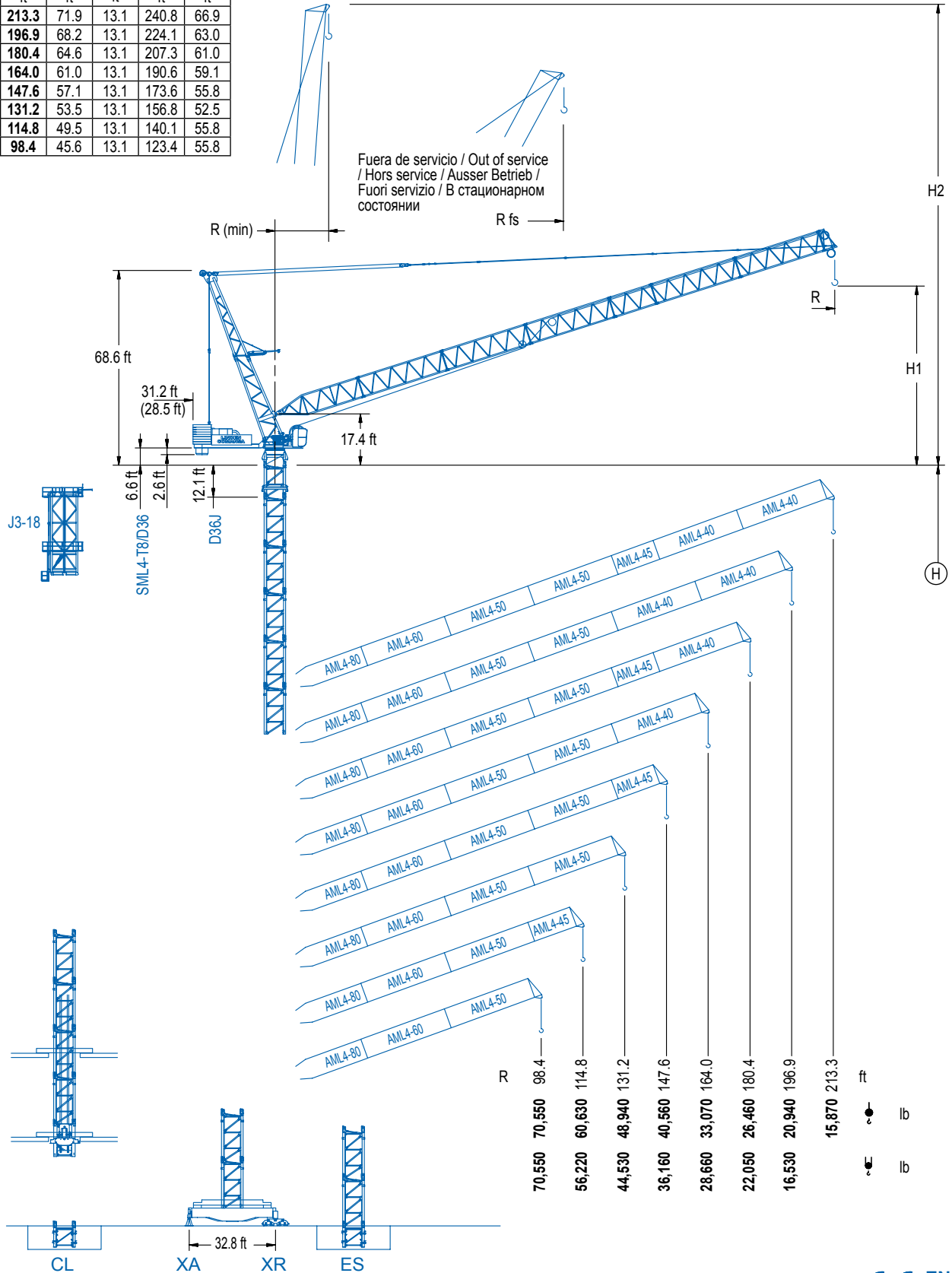
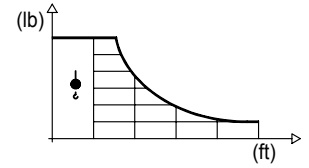


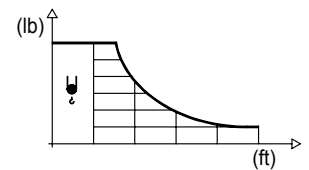
DIAGRAMA DE CARGAS

Load chart / Diagramme de charges / Lastdiagramm / Diagramma di carico / Диаграмма распределения нагрузки

R (ft)	↓	RCmax (ft)	Cmax (lb)	49.2	65.6	82.0	98.4	114.8	131.2	147.6	164.0	180.4	196.9	213.3	↔ (ft) ↓ (lb)
213.3		90.4	70,550			70,550	59,880	45,350	36,130	29,740	25,020	21,360	18,410	15,870	
196.9		91.9	70,550			70,550	62,850	48,990	39,770	33,200	28,220	24,270	20,940		
180.4		93.6	70,550			70,550	65,370	51,920	42,700	35,980	30,750	26,460			
164.0		95.2	70,550			70,550	67,330	54,480	45,390	38,560	33,070				
147.6		96.2	70,550			70,550	68,500	56,310	47,470	40,560					
131.2		97.4	70,550			70,550	69,670	57,800	48,940						
114.8		100.1	70,550				70,550	60,630							
98.4		98.4	70,550					70,550							

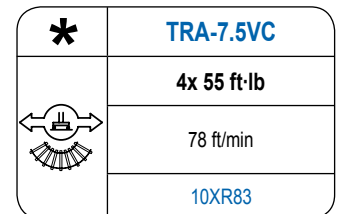
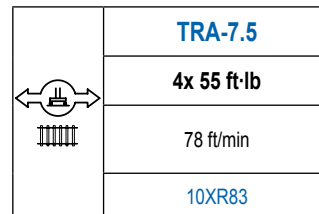
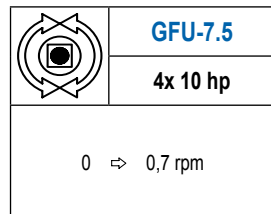
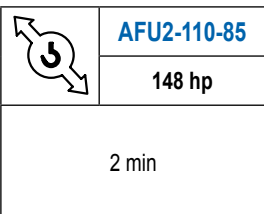
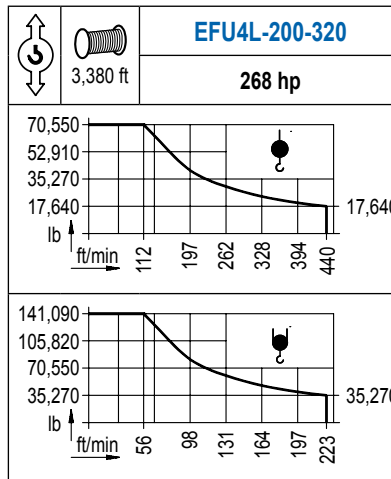


R (ft)	↓	RCmax (ft)	Cmax (lb)	49.2	65.6	82.0	98.4	114.8	131.2	147.6	164.0	180.4	196.9	213.3	↔ (ft) ↓ (lb)
213.3															
196.9		71.1	92,590		92,590	72,220	53,480	41,730	33,690	27,780	23,260	19,640	16,530		
180.4		58.8	119,050	119,050	100,400	71,940	55,230	44,220	36,400	30,510	25,900	22,050			
164.0		54.3	132,280	132,280	101,410	74,930	58,690	47,690	39,700	33,600	28,660				
147.6		51.2	141,090	141,090	102,760	77,600	61,660	50,640	42,530	36,160					
131.2		51.5	141,090	141,090	105,010	80,140	64,150	52,950	44,530						
114.8		52.2	141,090	141,090	108,530	83,860	67,730	56,220							
98.4		52.9	141,090	141,090	111,330	86,820	70,550								



MECANISMOS

Mechanisms / Mécanismes / Antriebe / Meccanismi / Механизмы



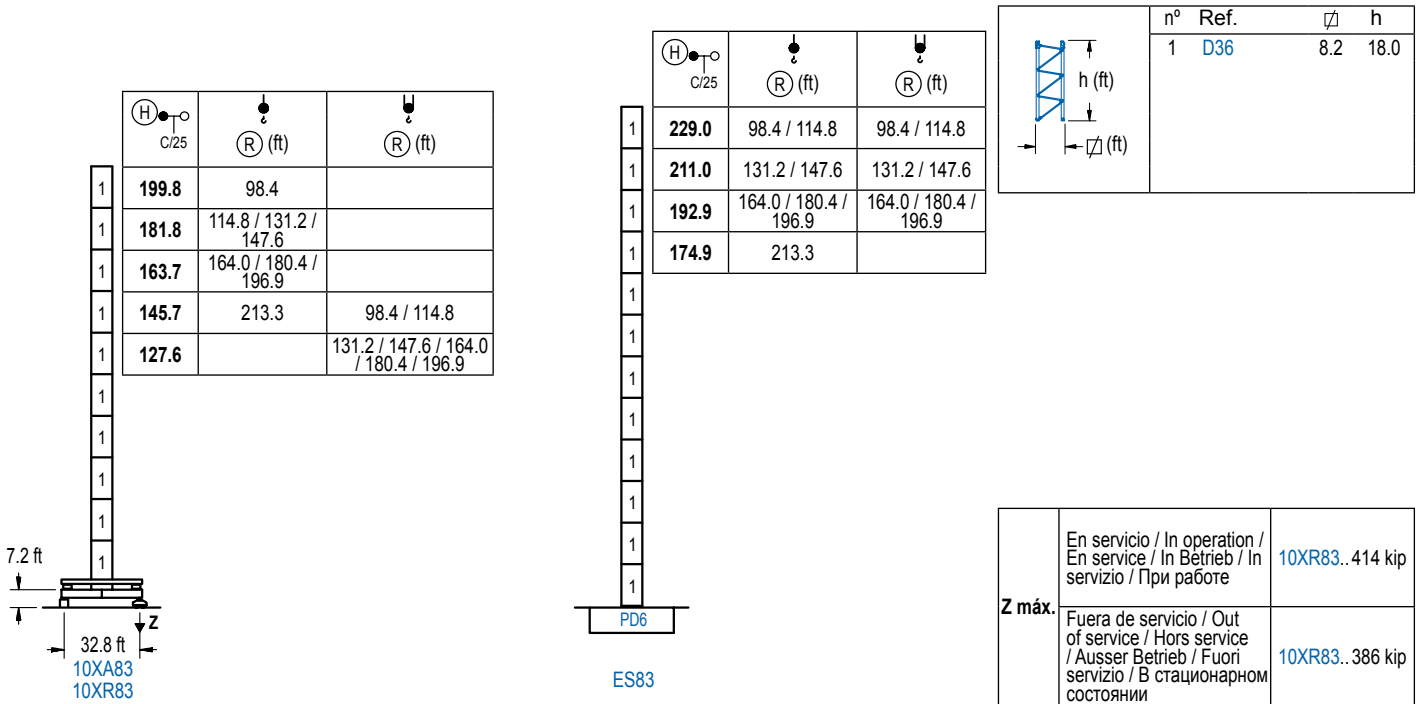
POTENCIA / POWER / PUISSANCE / LEISTUNG / POTENZA / МОЩНОСТЬ				Tensión de alimentación / Operating voltage / Tension de service / Betriebsspannung / Tensione di alimentazione / Напряжение источника питания	
Elevación / Hoist / Levage / Hub / Sollevamento / Тип механизма (подъем)	Abatimiento / Luffing / Releage / Einziehen / Brandeggio / Складывание	Giro / Slewing / Rotation / Drehbewegung / Rotazione / Поворот	Traslación / Travel / Translation / Verfahrbewegung / Traslazione / Ход	Generador / Generator / Générateur / Generator / Generatore / Генератор	
EFU4L-200-320	AFU2-110-85	(4x) GFU-7.5	(4x) TRA-7.5	480 V 3ph 60 Hz	650 kVA

Opcional / Optional / En option / Kaufoption / Opzionale / Опционально

ALTURAS DE TORRE

Tower height / Hauteurs de tour / Turmhöhen / Altezza della torre / Высота башни

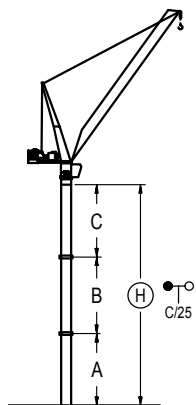
∅ 8.2 ft



GRÚA ARRISTRADA

Braced crane / Grue à entretoisement / Abgespannter Kran / Gru ancorata / Наращиваемый кран

∅ 8.2 ft



10XA83							
R	213.3	196.9 / 180.4 / 164.0		147.6 / 131.2 / 114.8		98.4	
A max	97.4	115.5		133.5		151.6	
A min	97.4	115.5		115.5		115.5	
B max	-	-	-	-	108.3	-	126.3
B min	-	-	-	-	108.3	-	108.3
C max	102.4	-	138.5	-	156.5	156.5	174.5
H max	199.8	-	253.9	-	290.0	398.3	452.4

ES83							
R	213.3	196.9 / 180.4 / 164.0		147.6 / 131.2		114.8 / 98.4	
A max	126.6	144.7		162.7		180.8	
A min	108.6	126.6		126.6		126.6	
B max	-	90.2	-	108.3	-	108.3	126.3
B min	-	90.2	-	90.2	-	108.3	108.3
C max	138.5	120.4	156.5	138.5	156.5	156.5	174.5
H max	262.5	337.3	301.2	391.4	319.2	427.5	481.6

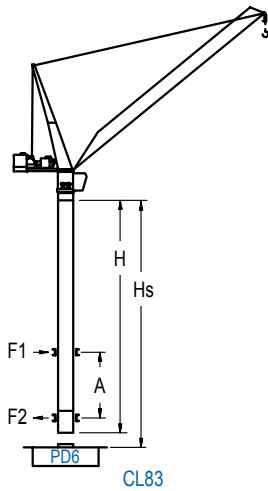
10XA83					
R	196.9 / 180.4	164.0 / 147.6 / 131.2		114.8 / 98.4	
A max	79.4	79.4		97.4	
A min	79.4	79.4		97.4	
B max	-	-	-	-	90.2
B min	-	-	-	-	90.2
C max	66.3	-	84.3	-	138.5
H max	145.7	-	163.7	-	235.9

ES83					
R	196.9 / 180.4 / 164.0	147.6 / 131.2		114.8 / 98.4	
A max	144.7	162.7		180.8	
A min	126.6	126.6		126.6	
B max	-	108.3	-	108.3	126.3
B min	-	90.2	-	108.3	108.3
C max	156.5	138.5	156.5	156.5	174.5
H max	301.2	391.4	319.2	427.5	481.6

GRÚA TREPADORA

Internal climbing crane / Grue avec cage de télescopage intérieure / Kran mit klettern im Gebäude / Gru in rampante in cavedio / Кран с самоподъемом

Ø 8.2 ft



H C/25	R (ft)	Hs < 1,640 ft	
		A max (ft)	A min (ft)
169.0 (4x D36 + 4x D36A + CLD36)	98.4 / 114.8 / 131.2 / 147.6	71.9	32.8
150.9 (3x D36 + 4x D36A + CLD36)	164.0 / 180.4 / 196.9 / 213.3	62.7	36.1

H C/25	R (ft)	Hs < 1,640 ft	
		A max (ft)	A min (ft)
169.0 (4x D36 + 4x D36A + CLD36)	98.4 / 114.8 / 131.2 / 147.6	71.9	32.8
150.9 (3x D36 + 4x D36A + CLD36)	164.0 / 180.4 / 196.9	62.7	36.1

nº	Ref.	Ø	h
1	D36	8.2	18.0
2	D36A	8.2	18.0
3	CLD36	8.2	12.5

Otras zonas de viento, alturas superiores, arriostramientos o trepado interno consultar / Other wind zones , additional hook heights, tie frames or internal climbing on request / Autres zones de vent, des hauteurs supplémentaires, entretoisements où grues avec cage de télescopage intérieure, sur demande / Andere Windzonen, weitere Hakenhöhen, Abspannungen zum Gebäude oder Klettern im Gebäude auf Anfrage / Per zone con velocità del vento particolari, altezze superiori, ancoraggi o rampante in cavedio, consultare il fabbricante / При других ветренных зонах, при большой высоте, привязках к зданию или наращивании крана внутри здания проконсультируйтесь с нами

LCL

LINDEN COMANSA

Construcciones Metálicas COMANSA S. A.

Tel.: (+34) 948 335 020 / Fax: (+34) 948 330 810 / E-mail: info@comansa.com
Polígono Urbizkain, Ctra. Aoiz nº1 31620, Huarte (Navarra), SPAIN

DS.1705.02.IA 05/17 **LCL 700/141,090 lb**

Reserva de modificaciones. Subject to modifications. Modifications réservées. Konstruktionsänderungen vorbehalten.
Il fabbricante si riserva la facoltà di apportare modifiche. Возможны изменения.

Courtesy of Crane.Market