

R (max) ft	H1 ft	R (min) ft	H2 ft	Rfs ft
213.3	71.9	13.1	240.8	66.9
196.9	68.2	13.1	224.1	63.0
180.4	64.6	13.1	207.3	61.0
164.0	61.0	13.1	190.6	59.1
147.6	57.1	13.1	173.6	55.8
131.2	53.5	13.1	156.8	52.5
114.8	49.5	13.1	140.1	55.8
98.4	45.6	13.1	123.4	55.8

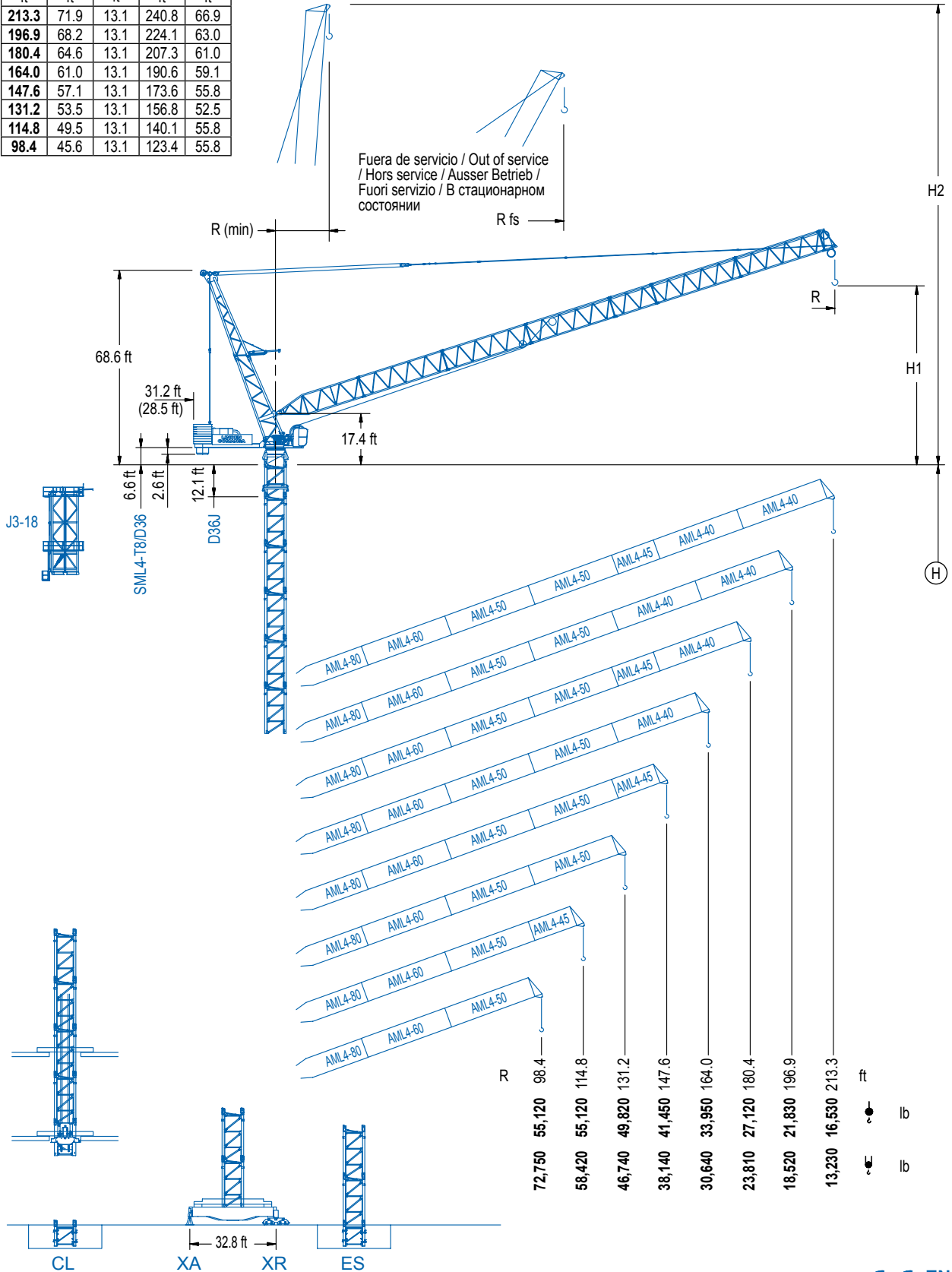
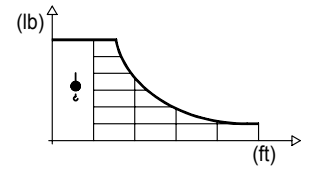


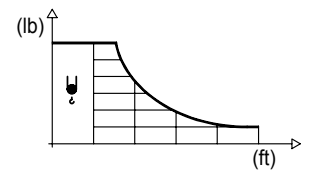
DIAGRAMA DE CARGAS

Load chart / Diagramme de charges / Lastdiagramm / Diagramma di carico / Диаграмма распределения нагрузки

R (ft)	↓	RCmax (ft)	Cmax (lb)	49.2	65.6	82.0	98.4	114.8	131.2	147.6	164.0	180.4	196.9	213.3	↔ (ft) ↓ (lb)
213.3		109.4	55,120				55,120	50,150	39,180	31,830	26,540	22,510	19,290	16,530	
196.9		112.1	55,120				55,120	52,950	42,480	35,160	29,720	25,440	21,830		
180.4		113.9	55,120				55,120	54,450	44,440	37,210	31,680	27,120			
164.0		116.8	55,120					55,120	46,850	39,680	33,950				
147.6		118.7	55,120					55,120	48,480	41,450					
131.2		121.2	55,120					55,120	49,820						
114.8		114.8	55,120					55,120							
98.4		98.4	55,120				55,120								

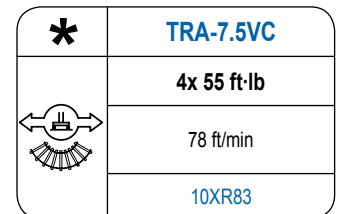
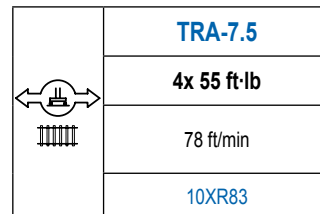
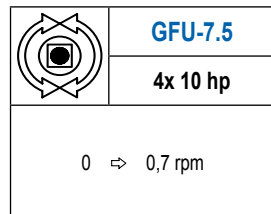
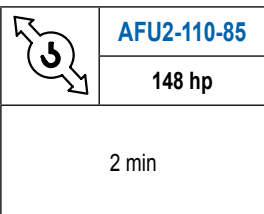
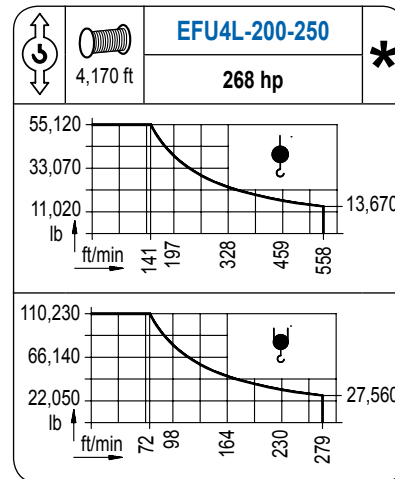
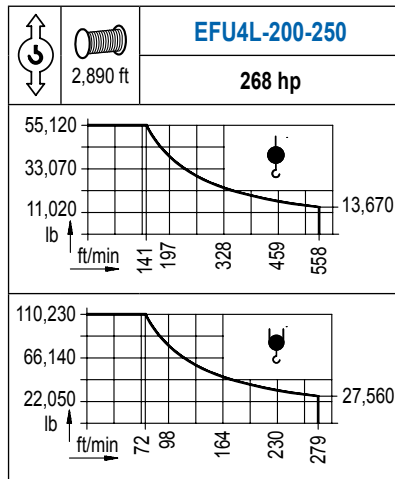


R (ft)	↓	RCmax (ft)	Cmax (lb)	49.2	65.6	82.0	98.4	114.8	131.2	147.6	164.0	180.4	196.9	213.3	↔ (ft) ↓ (lb)
213.3		91.9	66,140			66,140	57,630	42,970	33,660	27,230	22,460	18,810	15,830	13,230	
196.9		72.6	92,590		92,590	75,330	56,170	44,180	35,980	29,980	25,370	21,670	18,520		
180.4		63.6	110,230	110,230	105,120	75,220	57,870	46,520	38,470	32,450	27,730	23,810			
164.0		64.5	110,230	110,230	107,670	79,210	61,990	50,440	42,130	35,780	30,640				
147.6		64.6	110,230	110,230	108,050	81,350	64,640	53,170	44,750	38,140					
131.2		65.2	110,230	110,230	109,410	83,530	66,980	55,420	46,740						
114.8		66.3	110,230		110,230	86,460	70,080	58,420							
98.4		67.3	110,230		110,230	88,960	72,750								



MECANISMOS

Mechanisms / Mécanismes / Antriebe / Meccanismi / Механизмы



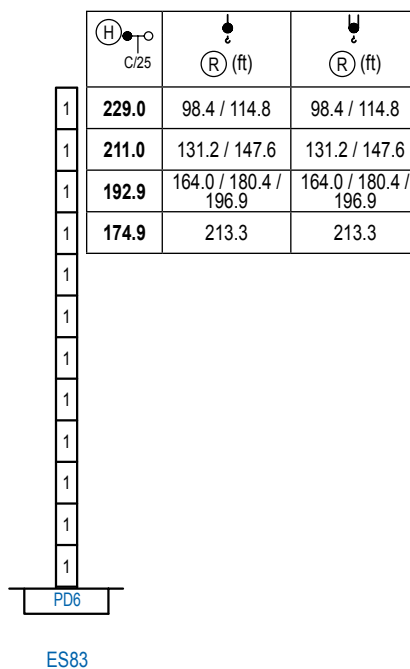
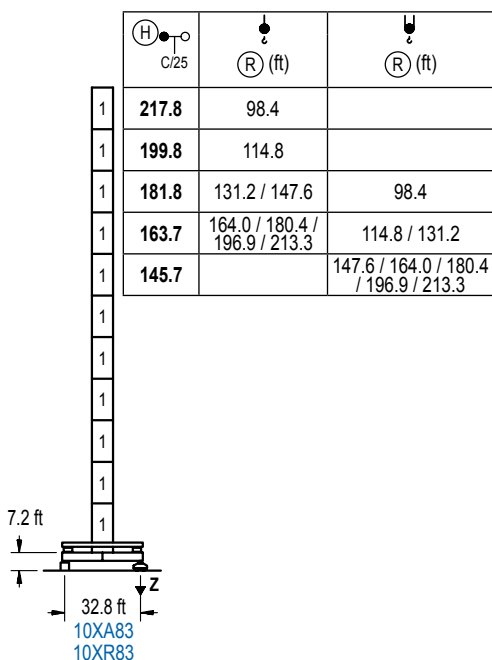
POTENCIA / POWER / PUISSANCE / LEISTUNG / POTENZA / МОЩНОСТЬ				Tensión de alimentación / Operating voltage / Tension de service / Betriebsspannung / Tensione di alimentazione / Напряжение источника питания	Generador / Generator / Générateur / Generator / Generatore / Генератор
Elevación / Hoist / Levage / Hub / Sollevamento / Тип механизма (подъем)	Abatimiento / Luffing / Releage / Einziehen / Brandeggio / Складывание	Giro / Slewing / Rotation / Drehbewegung / Rotazione / Поворот	Traslación / Travel / Translation / Verfahrbewegung / Traslazione / Ход	480 V 3ph 60 Hz	650 kVA
EFU4L-200-320	AFU2-110-85	(4x) GFU-7.5	(4x) TRA-7.5		

Opcional / Optional / En option / Kaufoption / Opzionale / Опционально

ALTURAS DE TORRE

Tower height / Hauteurs de tour / Turmhöhen / Altezza della torre / Высота башни

∅ 8.2 ft



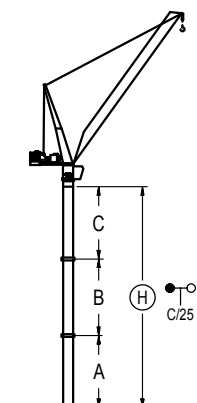
n°	Ref.	∅	h
1	D36	8.2	18.0

Z máx.	En servicio / In operation / En service / In Betrieb / In servizio / При работе	10XR83...414 kip
	Fuera de servicio / Out of service / Hors service / Ausser Betrieb / Fuori servizio / В стационарном состоянии	10XR83... 443 kip

GRÚA ARRISTRADA

Braced crane / Grue à entretoisement / Abgespannter Kran / Gru ancorata / Нарациваемый кран

∅ 8.2 ft



10XA83							
R	213.3 / 196.9 / 180.4 / 164.0		147.6 / 131.2		114.8		98.4
A max	115.5		133.5		151.6		169.6
A min	115.5		115.5		133.5		133.5
B max	-	-	108.3	-	126.3	-	126.3
B min	-	-	108.3	-	108.3	-	90.2
C max	120.4	-	156.5	156.5	174.5	174.5	174.5
H max	235.9	-	290.0	398.3	326.1	452.4	470.5

ES83							
R	213.3		196.9 / 180.4 / 164.0		147.6 / 131.2		114.8 / 98.4
A max	126.6		144.7		162.7		180.8
A min	108.6		126.6		126.6		126.6
B max	-	90.2	-	108.3	-	108.3	126.3
B min	-	90.2	-	90.2	-	108.3	108.3
C max	138.5	120.4	156.5	138.5	156.5	156.5	174.5
H max	265.1	337.3	301.2	391.4	319.2	427.5	481.6

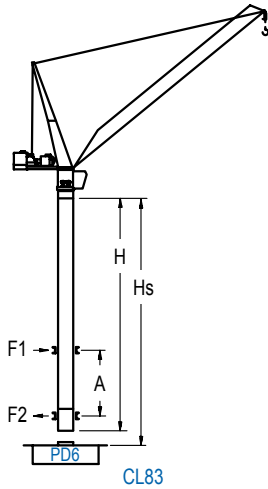
10XA83					
R	213.3 / 196.9 / 180.4 / 164.0 / 147.6		131.2 / 114.8		98.4
A max	97.4		115.5		133.5
A min	97.4		115.5		133.5
B max	-	-	108.3	-	126.3
B min	-	-	108.3	-	108.3
C max	102.4	-	156.5	156.5	174.5
H max	199.8	-	272.0	380.2	434.4

ES83							
R	213.3		196.9 / 180.4 / 164.0		147.6 / 131.2		114.8 / 98.4
A max	126.6		144.7		162.7		180.8
A min	108.6		126.6		126.6		126.6
B max	-	90.2	-	108.3	-	108.3	126.3
B min	-	90.2	-	90.2	-	108.3	108.3
C max	138.5	120.4	156.5	138.5	156.5	156.5	174.5
H max	265.1	337.3	301.2	391.4	319.2	427.5	481.6

GRÚA TREPADORA

Internal climbing crane / Grue avec cage de télescopage intérieure / Kran mit klettern im Gebäude / Gru in rampante in cavedio / Кран с самоподъемом

Ø 8.2 ft



H C/25	R (ft)	Hs < 1,640 ft	
		A max (ft)	A min (ft)
205.1 (6x D36 + 4x D36A + CLD36)	98.4	80.7	39.4
187.0 (5x D36 + 4x D36A + CLD36)	114.8	80.7	36.1
169.0 (4x D36 + 4x D36A + CLD36)	131.2 / 147.6	71.9	32.8
150.9 (3x D36 + 4x D36A + CLD36)	164.0 / 180.4 / 196.9 / 213.3	62.7	36.2

H C/25	R (ft)	Hs < 1,640 ft	
		A max (ft)	A min (ft)
187.0 (5x D36 + 4x D36A + CLD36)	98.4	80.7	32.8
169.0 (4x D36 + 4x D36A + CLD36)	114.8 / 131.2 / 147.6	71.9	32.8
150.9 (3x D36 + 4x D36A + CLD36)	164.0 / 180.4 / 196.9 / 213.3	62.7	39.4

nº	Ref.	Ø (ft)	h
1	D36	8.2	18.0
2	D36A	8.2	18.0
3	CLD36	8.2	12.5

Otras zonas de viento, alturas superiores, arriostramientos o trepado interno consultar / Other wind zones , additional hook heights, tie frames or internal climbing on request / Autres zones de vent, des hauteurs supplémentaires, entretoisements où grues avec cage de télescopage intérieure, sur demande / Andere Windzonen, weitere Hakenhöhen, Abspannungen zum Gebäude oder Klettern im Gebäude auf Anfrage / Per zone con velocità del vento particolari, altezze superiori, ancoraggi o rampante in cavedio, consultare il fabbricante / При других ветренных зонах, при большой высоте, привязках к зданию или наращивании крана внутри здания проконсультируйтесь с нами

LCL



Construcciones Metálicas COMANSA S. A.

Tel.: (+34) 948 335 020 / Fax: (+34) 948 330 810 / E-mail: info@comansa.com
Polígono Urbizkain, Ctra. Aoiz nº1 31620, Huarte (Navarra), SPAIN

DS.1705.01.IA 05/17 LCL 700/110,230 lb

Reserva de modificaciones. Subject to modifications. Modifications réservées. Konstruktionsänderungen vorbehalten.
Il Fabbricante si riserva la facoltà di apportare modifiche. Возможны изменения.