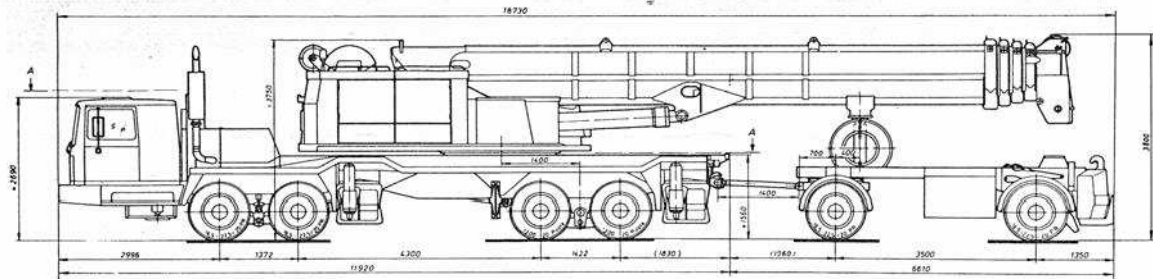


# LOKOMO A 395 NR



Tail radius with std counterweight	3900 mm	Overall width	2750 mm	Track front	2330 mm
with extra counterweight	4100 mm			rear	1960 mm
				trailer	2032 mm

## TECHNICAL DATA

Weight of basic machine (5,5 t counterweight)	65,5 t
Lifting capacity	100 t/3,0 m
Max. tip height *)	
— main boom	45 m
— main boom + fly-section	55 m
— 25,5 m lattice fly-jib	70 m
Max. single line pull	70 kN
Max. single line speed	1,8 m/s
Slewing speed	0—3 rpm
Max. travel speed	74 km/h

## SUPERSTRUCTURE LOKOMO 395 N

### Power Unit

Turbocharged Volvo TD 70 G diesel engine to low noise level and exhaust emission standards. Max. output 157 kW/40 r/s DIN. Hydraulic torque converter.  
Engine compartment insulated with 50 mm sound deadening covers. Remote mounted radiator with hydraulic fan motor. Power take off unit for hydraulic pumps. Oil cooler.

### Pumps

5 fixed displacement axial piston pumps for working motions. Slew circuit pump driven directly from engine. Pump outputs 4 x 2,9 dm<sup>3</sup>/s, 1 x 1,0 dm<sup>3</sup>/s. Max. operating pressure 32 MPa.

### Fuel tank

Capacity 170 l

### Hydraulic oil reservoir

Incorporated in the frame, with a baffle plate. Suction and return lines equipped with diffusers to guard the system against cavitation. Capacity 750 l.

### Slewing

Axial piston slew motor with planetary reduction gear. Free slewing with foot or hand operated progressive braking with hydraulic disc brake. Slew lock. Cross roller bearing serving as slew ring.

### Cab

Luxury cab of rigid steel plate construction, thermal and sound insulated, lined and padded. Sliding door lockable any position. Opening rear window with laminated glass all round. Adjustable armchair-seat with headrest. Cab heater with 2 speed fan. Adjustable full length control levers. Complete instrumentation.

\*) Tip height is the vertical distance from the centre of the boom/nose sheave pin to the ground.

## Electrical Equipment

24 V system  
Alternator 1300 W  
Two batteries 12 V 150 Ah  
4 halogen working lights  
Windscreen wipers with interval control  
Windscreen washer  
Signal horn  
LOKOMO KVR Safe Load Indicator

## Boom

Welded box section five element telescoping boom made of specially selected high strength micro alloy steel. The corners are folded and reinforced to eliminate dangerous stress concentrations. Sections have external buckling reinforcements. Telescoping sections are supported around the corners on easily removable molybdenum impregnated wear pads. Derrick cylinders equipped with safety check valves which can be set to free-floating position for Lokotrailer travelling.

### Boom length

min. 11 m  
max. 53 m with fly-section

### Optional Equipment

10,5 m...25,5 m lattice fly-jibs with tie ropes.

## Winch

Main hoist winch equipped with hydraulic axial piston motor each end of drum with two automatic spring loaded drum brakes. 270 m hoist rope 20 mm dia., non-rotating.

### Speed ranges

0—0,9 m/s  
0—1,8 m/s

## CARRIER LOKOMO A 395 BZT

## Engine

Turbocharged 6 cylinder diesel Volvo TD 120 G. Max. output 243 kW/37 r/s DIN.

## Transmission

Synchromesh Volvo SR 70 gearbox with 14 speeds forward and 2 reverse. The gearbox is made up of two parts: basic box and range unit. The basic box has 4 speeds forward and one reverse. Mounted on the basic box input shaft there is a splitter that doubles up the forward gears. The range unit is a two-stage planetary gear.

## Clutch

Twin plate dry type clutch ø 350 mm.

## Front Axles

Two heavy duty steering axles with power assistance. Suspension is spring mounted tandem system, 1372 mm spacing.

## Rear Axles

Two heavy duty hub reduction axles with inter-axle differential. Suspension is solid mounted tandem beam system with 1422 mm spacing. All three differentials are lockable. 5th axle available with hydraulic suspension and steering.

## Frame

T-shaped multi-box frame specially designed and fabricated by Lokomo for crane service with 395 N superstructure. The multi-box construction gives high resistance to torsion and bending, and the T-shape upper surface is wide enough (2080 mm) to support the slewing ring over its whole area.

## Hydraulic Outriggers

Outrigger casings are pinned and removable. Material is high strength T1 steel (as in the boom), with telescoping beams extending to 7,2 m jack centres. The crane is equipped with fifth outrigger jack to permit full 360 degrees duties.

## Brakes

Service: Full air pressure dual circuit S-cam brakes on all wheels.  
Parking: Spring actuated parking brakes on all axles except the first, air released, with emergency release kit.  
Optional Equipment: Telma electric retarder.

## Steering

Hydraulically power assisted ZF steering, including extra hydraulic power assist cylinders. Large capacity servopump. Emergency steering system as standard.

## Wheels and Tyres

Front: 13.00 x 22.5 Tublex steel wheels with 16.5 x 22.5/20 PR Double X extra wide steel cord radial tyres.  
Rear: Double 10.00 x 20 Trilex rim wheels with 13.00 x 20 Pilote XL extra wide steel cord radial tyres.

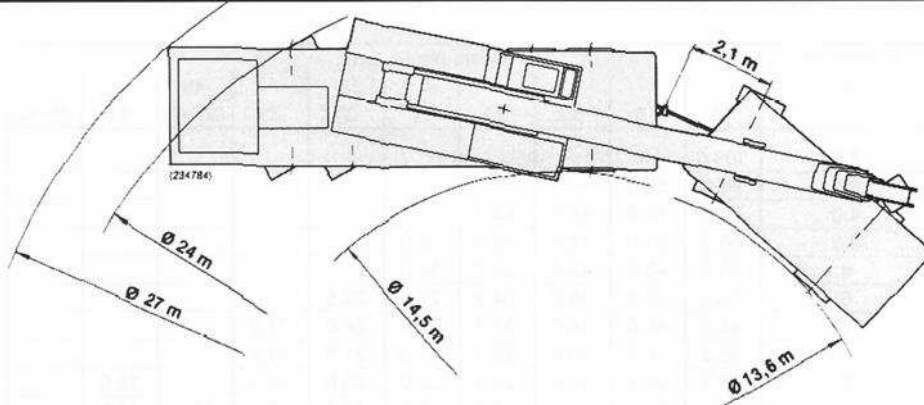
## Fuel tank

Capacity 400 l

## Cab

Special full-wide luxury cab of steel construction, thermal and sound insulated, lined and padded, with seating for driver and one passenger, plus one sleeping berth. Good storage capacity. Driver's seat is fully adjustable and hydraulically damped. Heavy duty cab heater and through-flow ventilation. Complete instrumentation. Laminated safety glass

# LOKOMO A 395 NR



windshield and wing-down windows. The carrier cab has elastic suspension on coil springs and shock absorbers. The seat as well as the mirrors have electrical heating. The position of the steering wheel is adjustable to fit as well as height. Wide range of optionals (air conditioning, radio, refrigerator etc.).

## Electrical Equipment

24 V system  
 Alternator 1300 W  
 2 batteries 12 V 150 Ah  
 Windscreen washer  
 Halogen headlights  
 Stop and tail lights, direction indicators  
 Mirrors with heating  
 Seat with heating

## TRAILER LOKOMO P-140 C

### Axles

11 ton axles with parabolic leaf spring suspension. Trilux hubs and wheels.

### Frame

Specially designed and fabricated by Lokomo for LOKOTRAILER use. Provision for easy transportation of crane counterweight and a 16 fall hook block. A 3 m<sup>3</sup> lockable space for tools and accessories.

### Brakes

Dual circuit air brake system on all four wheels, with S-cam mechanism. Dauerbremse approved.

### Wheels and Tyres

13.00—22.5 steel wheels with 16.5—22.5/20 PR Double X extra wide steel cord radial tyres. Trilux fixing.

### Drawbar and Coupling

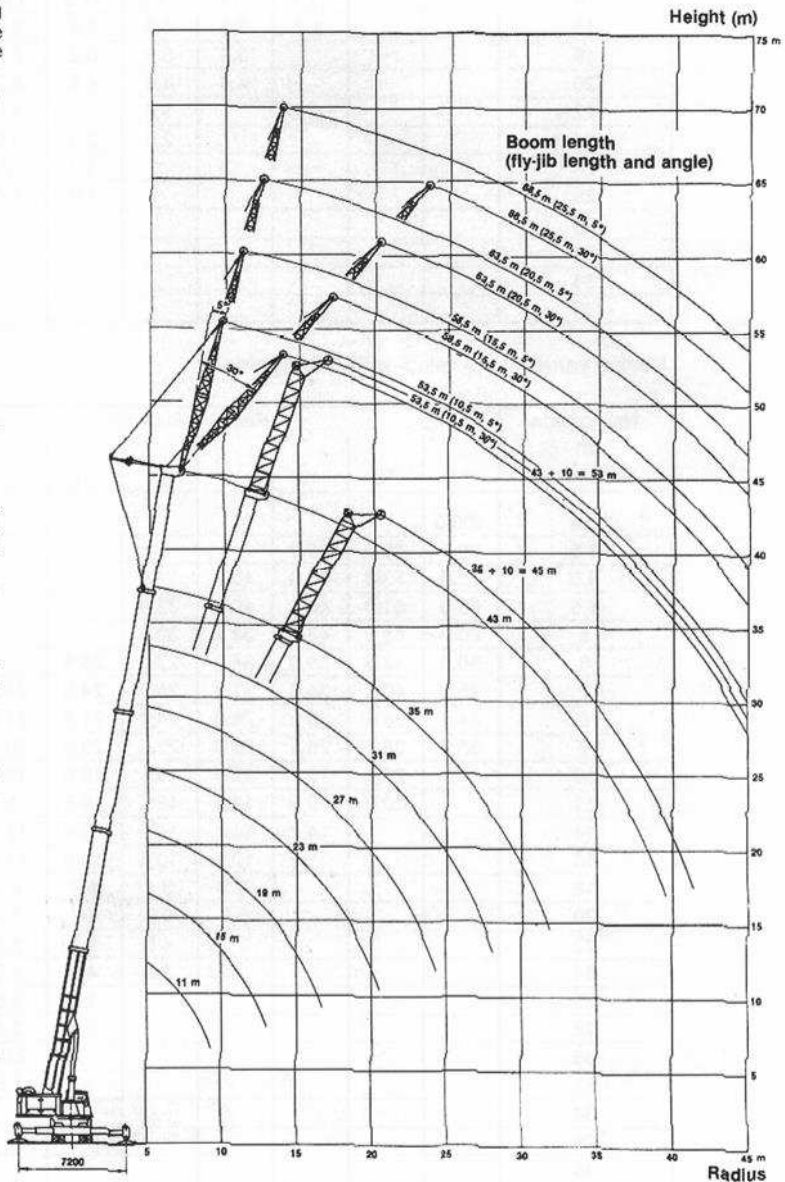
Coupling with ISO 50 mm drawbar lug.

### Electrical Equipment

Stop and tail lights, direction indicators.

### OPTIONAL EQUIPMENT

- Fly section FE 910 D 10 m
- Lattice fly-jib 10.5—15.5—20.5—25.5 m
- Auxiliary boom head for twin hook operation
- Personnel carrier
- Fifth axle for carrier
- Extra counterweight 5.5 t (totally 11 t)
- Auxiliary hoist
- Gas heaters for extremely cold conditions
- Teima retarder



### Lokomo A 395 NR

m	11	15	19	23	27	31	35	45 (35+10)	43	53 (43+10)
3.0	100.0									
3.5	90.0	55.0	49.0							
4.0	75.0	53.0	48.0	42.0						
4.5	66.0	51.0	46.0	40.5	32.0					
5	60.0	48.5	43.0	38.7	30.0					
6	50.0	42.5	38.0	34.9	27.0	25.5				
7	45.0	40.0	34.0	31.3	25.5	24.0	24.0			
8	36.8	36.3	30.0	28.0	24.0	21.5	21.5			
9	29.3	28.4	26.0	25.0	22.0	20.0	20.0		15.0	
10		23.0	22.8	21.8	19.5	18.5	18.0	14.0	14.6	
12		16.2	15.7	15.3	15.0	15.6	15.0	12.5	13.0	7.0
14			11.4	11.0	11.0	11.3	11.7	11.2	12.4	7.0
16			8.4	8.1	8.0	8.3	9.0	10.1	10.2	6.7
18				5.9	5.9	6.2	6.9	9.6	8.0	6.2
20				4.4	4.3	4.8	5.3	6.8	6.3	5.7
22					3.0	3.4	4.0	5.4	5.0	5.3
24					2.0	2.5	3.0	4.3	4.0	4.7
26						1.7	2.15	3.3	3.1	3.8
28						1.0	1.5	2.5	2.45	3.0
30								1.85	1.8	2.4
32								1.3	1.3	1.8
34										1.4
36										0.95

m	11	15	19	23	27	31	35	45 (35+10)	43	53 (43+10)
3.0	100.0									
3.5	90.0	55.0	49.0							
4.0	75.0	53.0	48.0	42.0						
4.5	66.0	51.0	46.0	40.5	32.0					
5	60.0	48.5	43.0	38.7	30.0					
6	50.0	42.5	38.0	34.9	27.0	25.5				
7	45.0	40.0	34.0	31.3	25.5	24.0	24.0			
8	44.1	36.6	30.0	28.0	24.0	21.5	21.5			
9	35.2	33.4	26.5	25.0	22.0	20.0	20.0		15.0	
10		28.0	23.7	22.0	19.5	18.5	18.0	14.0	14.6	
12		20.0	19.5	18.4	16.6	15.8	15.0	12.5	13.0	7.0
14			14.2	14.1	14.0	13.4	12.9	11.2	12.4	7.0
16			11.0	10.6	10.6	10.9	11.1	10.1	10.8	6.7
18				8.1	8.1	8.4	9.1	9.1	9.4	6.2
20				6.3	6.2	6.7	7.2	7.9	8.2	5.7
22					4.8	5.2	5.8	7.0	6.8	5.3
24					3.6	4.0	4.5	5.8	5.6	4.95
26						3.1	3.6	4.7	4.6	4.7
28						2.3	2.8	3.8	3.7	4.35
30							2.05	2.95	3.0	3.6
32							1.5	2.4	2.4	3.0
34								1.9	1.85	2.4
26								1.4	1.4	1.95
38								1.0		1.5
40										1.05