

gru_truck cranes

www.pesci-cranes.com




PESCI

Essential

SE 85A



QUALITY



gru_truck cranes



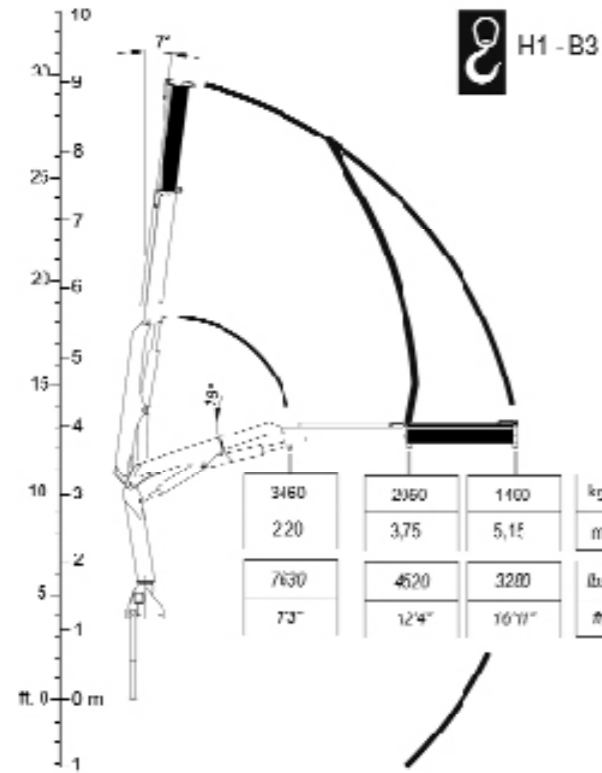
- > Scheda tecnica
- > Fiche technique
- > Technische daten
- > Technical features
- > Ficha tecnica
- > Folha de dados



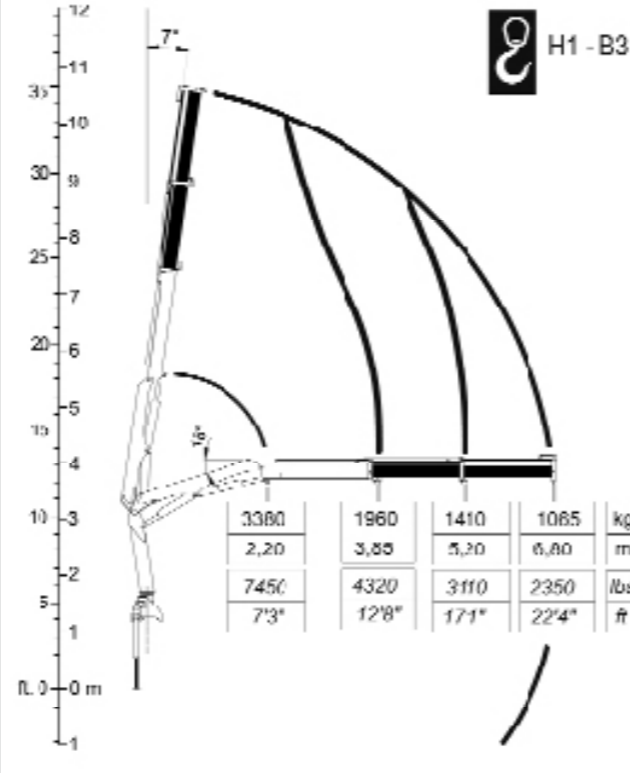
V. EMILIA 281 _ 48014 CASTEL BOLOGNESE (RA) _ ITALY
 Tel +39.0546.653.833 _ Fax +39.0546.656.205
 e-mail: info@pesci-cranes.com _ www.pesci-cranes.com

04/2010

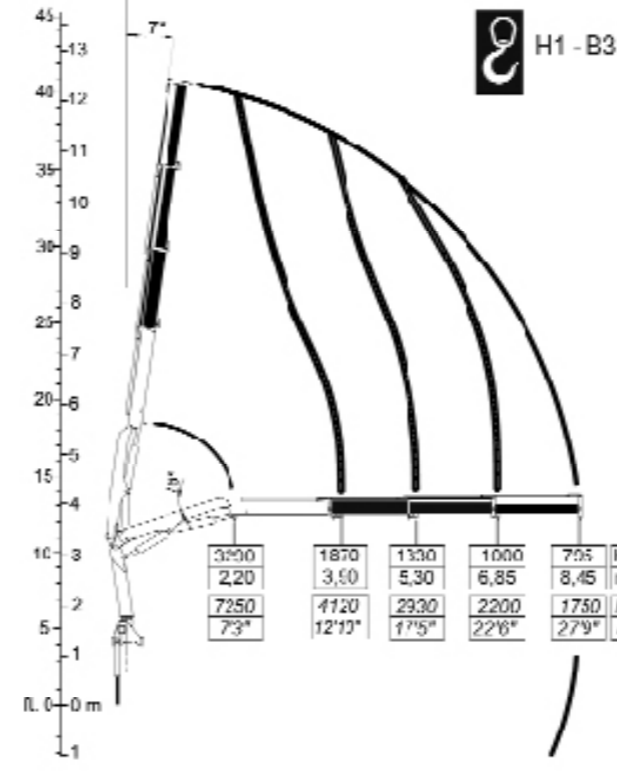
SE 85A.1



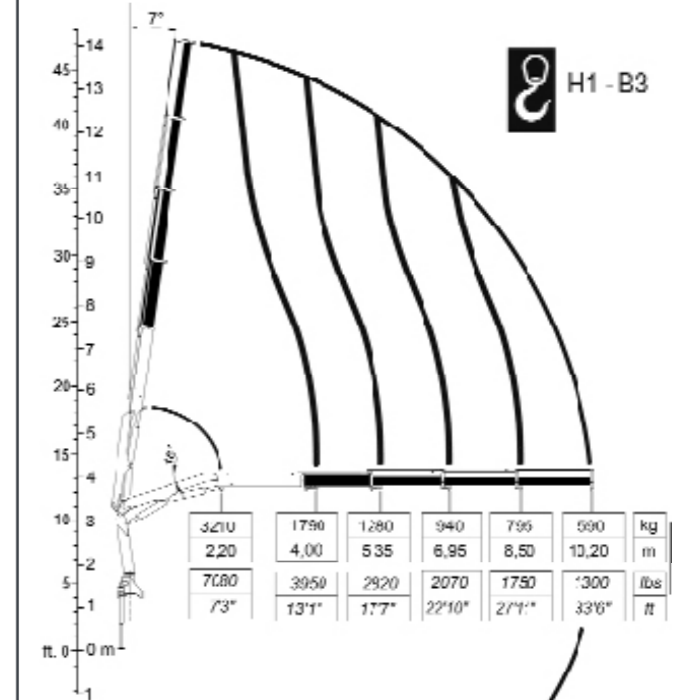
SE 85A.2



SE 85A.3



SE 85A.4



/1 /2 /3 /4

- MOMENTO MAX SOLLEVAMENTO				
- HUBMOMENT				
- COUPLE DE LEVAGE	75,76	74,09	71,54	70,26
- MOMENTO	kN.m	kN.m	kN.m	kN.m
- MOMENTO				
- MAX LIFTING MOMENT	54797	53589	51744	50818
	lbs.ft	lbs.ft	lbs.ft	lbs.ft

- ANGOLO DI ROTAZIONE				
- SCHWENKBEREICH				
- ROTATION	370°	370°	370°	370°
- GIRO				
- ROTAÇÃO				
- SLEWING ANGLE				

- COPPIA MAX ROTAZIONE				
- MAX SCHWENKMOMENT				
- COUPLE MAXI. DE ROTATION	590	590	590	590
- POTENCIA MÁXIMA DE GIRO	daNm	daNm	daNm	daNm
- BINARIO MÁXIMO DE ROTAÇÃO				
- SLEWING TORQUE	4268	4268	4268	4268
	lbs.ft	lbs.ft	lbs.ft	lbs.ft

- PRESSIONE MAX LAVORO				
- DRUCK				
- PRESSION	270	270	270	270
- PRESSIÓN	bar	bar	bar	bar
- PRESSÃO				
- MAX WORKING PRESSURE	3914	3914	3914	3914
	psi	psi	psi	psi

/1 /2 /3 /4

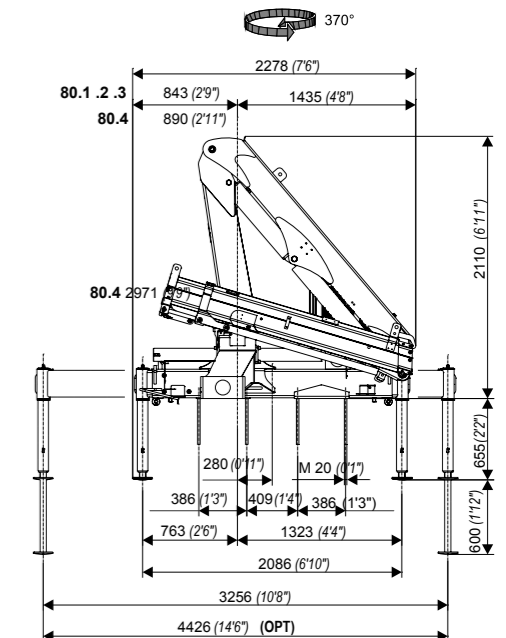
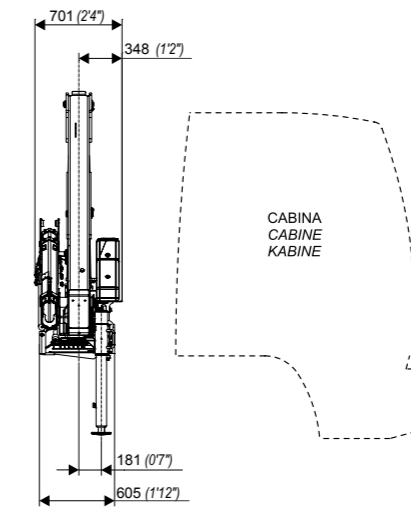
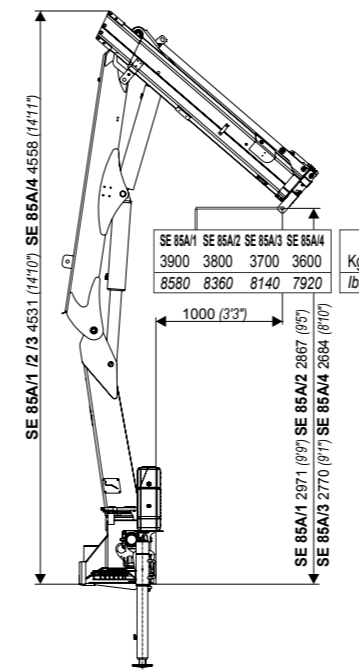
- PORTATA POMPA OTTIMALE				
- FÖRDERMENGE DER PUMPE				
- PORTÉE DE LA POMPE	25	25	25	25
- CAUDAL DE LA BOMBA	l/min	l/min	l/min	l/min
- CAUDAL DA BOMBA				
- RECOMMENDED PUMP DELIVERY	6,60	6,60	6,60	6,60
	gal/min	gal/min	gal/min	gal/min

- CAPACITÀ SERBATOIO OLIO				
- FASSUNGSVERMÖGEN DEL ÖLBEHALTERS				
- CAPACITÉ RÉSERVOIR HUILE	30	30	30	30
- CAPACIDAD DEL DEPOSITO DE ACEITE	l	l	l	l
- CAPACIDAD DO DEPÓSITO DE OLEO				
- OIL TANK CAPACITY	7,90	7,90	7,90	7,90
	gal	gal	gal	gal

- VEICOLO MIN. P.T.T.				
- LKW MIN. G.G.W.				
- CAMION MIN. P.T.A.C.	8	8	8	8
- CAMION PESO MIN. P.T.T.	t	t	t	t
- P.B. MIN CAMIONt				
- TRUCK MIN. G.V.W.	17640	17640	17640	17640
	lbs	lbs	lbs	lbs

- PESO GRU				
- GEWICHT				
- POIDS	1010	1080	1140	1195
- PESO	Kg	Kg	Kg	Kg
- PESO				
- CRANE WEIGHT	2222	2376	2508	2629
	lbs	lbs	lbs	lbs

SE 85A.1.2.3.4



I dati e le descrizioni del presente catalogo sono forniti a titolo indicativo e non sono vincolanti. PESCI si riserva il diritto di modificarli senza preavviso. Technical features are not binding. PESCI reserves itself the right to any modification without notice.