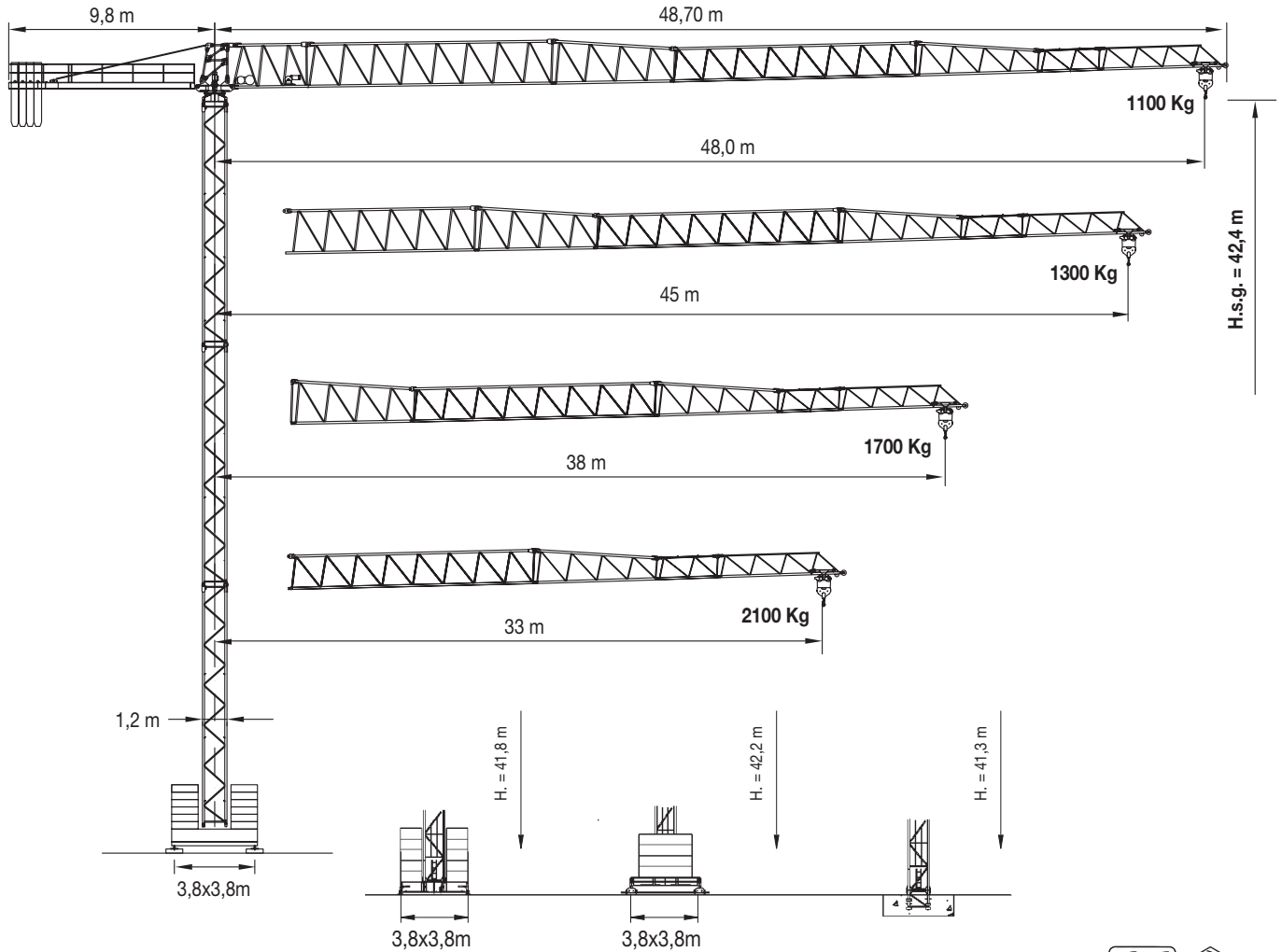


RDLIFT

GRD 48



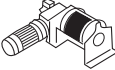





Raggi e portate - Radius and s.w.l.



Portata max / Max s.w.l.	3000 kg.				6000 kg.					
Braccio / Jib (m.)	48	45	38	33	48	45	38	33		
Campo di portata max Max s.w.l. range	20,4	21,9	23,1	24,1	11	11,8	12,4	12,9		
Raggi (m.)	10	3000	3000	3000	3000	10	6000	6000	6000	6000
	12	3000	3000	3000	3000	12	5439	5867	6000	6000
	16	3000	3000	3000	3000	16	3942	4257	4522	4728
	20	3000	3000	3000	3000	20	3069	3318	3528	3691
	22	2756	2982	3000	3000	22	2756	2982	3172	3319
	24	2497	2703	2877	3000	24	2497	2703	2877	3012x
	28	2093	2269	2417	2532	28	2093	2269	2417	2532
	30	1932	2096	2234	2341	30	1932	2096	2234	2341
	33	1730	1880	2000	2100	33	1730	1880	2000	2100
	36	1560	1696	1811		36	1560	1696	1811	
	38	1463	1592	1700		38	1463	1592	1700	
	42	1297	1413			42	1297	1413		
44	1225	1336			44	1225	1336			
45	1190	1300			45	1190	1300			
48	1100				48	1100				

Braccio e contrappeso - Jib and counterweight

Braccio / Jib (m.)	48	45	38	30
Contrappeso / Counterweight (t.)	11,8	11,8	11,8	10,3

Caratteristiche azionamenti principali - General technical characteristics

								
Type	Cv	Kw	mt	speed	m/min	Kg	m/min	Kg
3 T	15	11	105	▲	5	3000		
				▲▲	20	3000		
				▲▲▲	40	1500		
6 T	25	18,4	260	▲	7	3000	3,5	6000
				▲▲	30	3000	15	6000
				▲▲▲	60	1500	30	3000


Rotazione - Slewing	giri/min	Nm	Carrello - Trolley	m/min	Kw	cv	Forza motrice totale - Total installed power	
	0,0-1,1	2x60		30/60	2,2	3	11Kw (15Hp)	18,5 Kw (25Hp)
	inverter			inverter			22 kVA	30 kVA

Dati illustrativi non impegnativi
con riserva di modifica senza
preavviso.

Specifications and data not
binding subject to modification without
notice.

Angaben und Beschreibung
unverbindlich andreungen
vorbehalten ohne weitere mitteilung.

Données techniques seulement
indicatives modifications réservées
sans préavis



RDLIFT

RDLIFT srl

Via Emilia San Pietro, 25
42100 Reggio Emilia - Italy

Tel. +39 0522 448511 - Fax +39 0522 448540

commerciale@rdlift.com

www.rdlift.com

Agente - Dealer