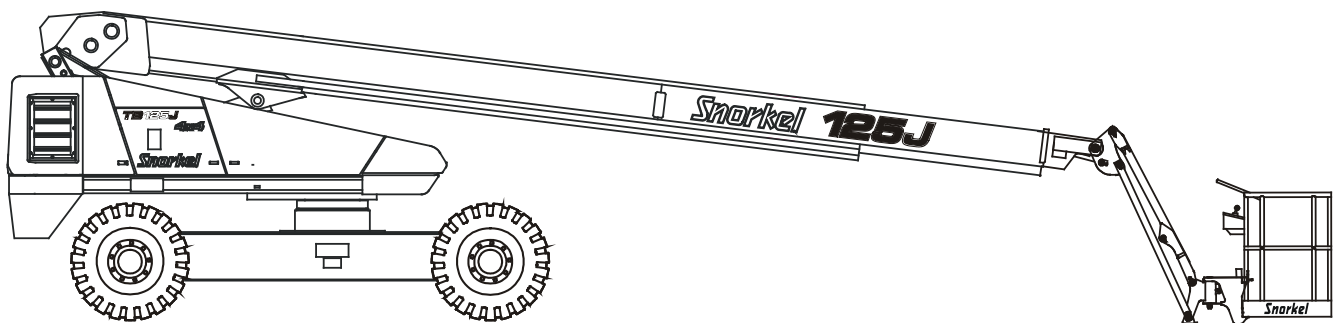




T125J

TB125J



EMS and JIB PARTS MANUAL INSERT

T125J/TB125J
TB120 EMS and Jib Upgrade

Part Number 0192224
August 2011

About This Insert

This *EMS and Jib Parts Manual Insert* is for T125J, TB125J, and TB120 machines that have been factory upgraded to include:

- an STW Envelope Management System
- a five foot jib at the boom tip.

These upgrades allow for a more reliable, easier to use and maintain Envelope Management System, and extra boom length with the addition of the jib. The model name of this upgraded machine is T125J/TB125J.

T125J/TB125J Repair Parts Manual

A T125J/TB125J Parts Manual includes this insert used in conjunction with the appropriate TB120 manual for your machine. This parts manual insert includes sections for the new EMS and Jib parts.

Hydraulic and Electrical Schematics

The addition of the jib requires changes to the hydraulic and electrical system on this machine. The Jib section includes a hydraulic and an electrical schematic to reflect this upgrade.

Finding The Correct Parts In This Manual

When looking for EMS or Jib related parts, first look in the EMS or Jib sections as parts found there are specifically for the T125J/TB125J and take precedence over like or similar pages in the TB120 Parts Manual.

If a part is not found in either the EMS or Jib sections, refer to the TB120 section to locate the correct part.

Ordering Parts

When placing an order for service or repair parts, please have the following information available for your machine.

- Model Number
- Serial Number
- Snorkel Part Number
- Description of the part
- Quantity of parts required
- Your purchase order number
- Address for the order to "Ship To"
- Your desired shipment method

Additional Information

For additional information contact your local dealer or Snorkel at:

Snorkel International
P.O. Box 1160
St. Joseph, MO 64502-1160 USA
1-800-255-0317
Parts Order Fax: 1-785-989-3077
<http://www.snorkelusa.com>

Table of Contents

EMS Upgrade

Booms – TB120/TB125J	1-1
Boom Electrical – TB100J/TB120/TB125J/TB126J	2-1
Turntable Electrical, Cummins 3.3 – TB125J/TB126J	3-1
Junction Box – TB120/TB125J/TB126J	4-1
Junction Box Panel – TB120/TB125J/TB126J	5-1
Lower Control Box – TB120/TB125J	6-1
Upper Control Box – TB120/TB125J	7-1
Boom Calibration Switch	8-1
Boom Speed Switch	9-1
Drive Speed Cut-Out Switch.....	10-1
Extend Cut-Out Switch	11-1

Jib Upgrade

Hose Carrier – TB125J	12-1
Jib and Hydraulic Hoses – TB125J	13-1
Control Valve, Proportional – TB125J	14-1
Valve, Proportional – TB125J	15-1
Cylinder, Master Level – Green	16-1
Cylinder, Slave Level – Green	17-1
Hydraulic Schematic.....	18-A
Electrical Schematic	19-A

TB120 Parts Manual

Booms – TB120/TB125J

Item	Part No.	Qty.	Description
1	0190423	1	TIP BOOM
2	0190424	1	OUTER INT BOOM
3	0190590	1	INT BOOM WLDMT
4	0191550	1	WLDMT BASE BOOM
5	0190483	2	WIRE ROPE ASSY BOX RETRACT
6	0190449	2	WIRE ROPE ASSY BOOM RETRACT
7	0190448	2	WIRE ROPE ASSY BOOM EXTEND
8	0190762	1	ASSY EXT CYLINDER
9	0080399	1	SLAVE LEVEL CYL ASSY
10	0190495	1	WHIFFLE INNER EXTEND
11	0190479	2	WHIFFLE
12	0190470	1	SUPPORT INNER RETRACT WHIFFLE
13	0190471	1	WHIFFLE
15	0070438	1	PIN EXT SHV
16	0070033	7	PIN LOCK-2 X
17	9920014	2	POWER TRAK-
18	2500035	3	BEARING 1.25ID 1.50OD 1.25LG
19	0071494	2	PIN STRG ARM
20	0110547	1	CONDUIT 1/2- X 10 FEET LONG (T
21	0190631	1	SL PAD 6.50 5.50 .625
22	0191410	1	SWITCH ASSY-BOOM SPEED
23	3040115	2	CONN .500 .375-.500
24	5065709	4	FTG ADPTR STRTHD-8B-8S STL-PH
25	0190979	1	MANIFOLD-EXTEND
26	5037006	2	FTG ELB90SWVL-8S-8S STL-
27	3040262	2	CONDUIT CONNECTOR FEMALE .50-
28	5074401	2	FTG LKNT BHD-4 STL
29	5034501	2	FTG ELB90BHD-4S-4S STL
30	0070768	2	HOSE-4-4S-4S 18.5 100R1
31	0070440	4	PIN LINK
32	0180680	1	PIN GRD
33	0080293	17	SL PAD 2.00 6.00 .38
34	0080294	2	SL PAD 1.25 6.00 .38
35	0190767	1	SLIDE PAD
36	0110703	2	SL PAD 4.00 6.00 .50
37	0190618	1	TUBE
38	0090141	30	SHIM SLIDE PAD .090 THK
39	0070030	6	SHIM 2.00 5.88 .030
40	0070043	2	SHIM 1.25 5.88 .030
41	0073343	2	SHIM .090
42	0110707	8	SHIM 3.00 6.00 .090
43	0110706	8	SHIM 3.00 6.00 .030
44	0111005	4	SPACER-EXTEND CABLE
45	0190849	2	WLDMT ANCHOR
46	0190417	2	ANCHOR WIRE ROPE LOWER RETRACT
47	0190418	2	GUIDE WIRE ROPE LOWER RETRACT
48	0110670	1	PIN CA RET-NO REV
49	0190404	2	WLDMT SHEAVE CAGE
50	0111701	2	SHEAVE WIRE ROPE 7/16 DIA A80
51	0190494	2	CABLE GUIDE
52	0060089	2	SL PAD 1.00 2.00 .25
53	2502028	2	BEARING 1.25ID 1.75OD 1.00LG
54	2502032	1	BEARING 1.25 ID 1.50 OD 2.00LG
55	0070639	6	SL PAD 3.00 6.00 .38
56	0110671	1	PIN RETR SHV
57	0111317	1	CABLE RETAINER
58	0110701	4	SPACER INT BOOM OUTER LOWER
			Continued on next page...

Booms – TB120/TB125J

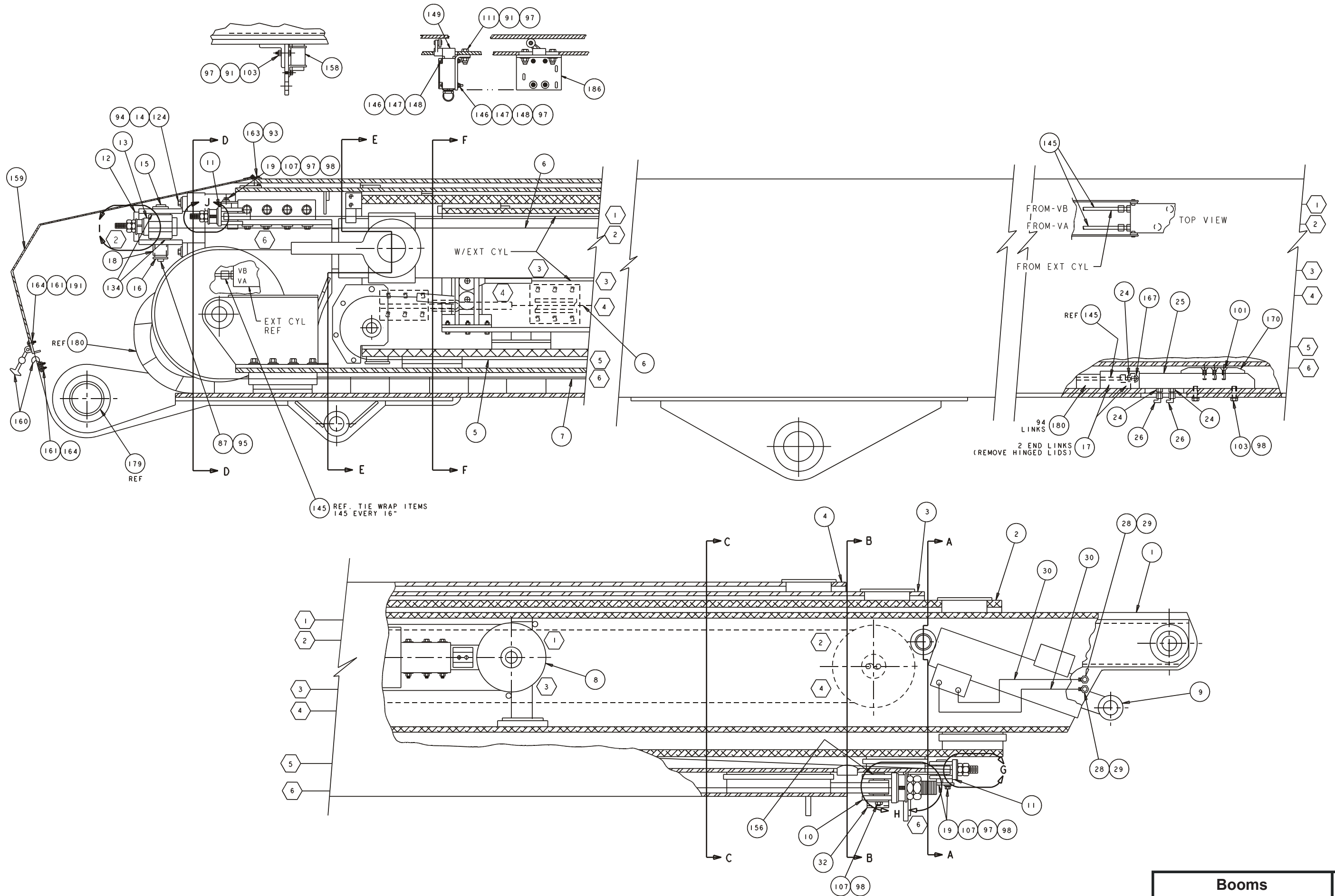
Item	Part No.	Qty.	Description
59	0110190	2	PIN CYL AHR
60	0110191	2	CYLINDER ANCHOR
61	0190768	2	SPACER
63	0190764	1	PIN
64	0190570	1	EXTENSION CYLINDER BRACKET
65	0190769	4	SL PAD 6.00 12.00 .625
66	0190595	2	WLDMT BRACKET
67	0190858	2	SHEAVE MACHINED-WIRE ROPE
68	2500044	2	BEARING 1.50ID 2.00OD 1.50LG
69	0080023	1	PIN LOCK
70	2580010	4	WASHER THRUST 1.50 ID X 3.50 O
71	0190773	2	SPACER SHORT
72	0190772	2	SPACER LONG
73	0110702	2	SPACER BASE BOOM OUTER LOWER-A
74	0110696	3	SLIDE PAD LWR BASE BOOM OUTER
75	0110700	2	WLDMT PAD PLATE BASE BOOM LR
76	0070484	2	SPACER-SIDE PAD
77	0072682	3	SL PAD 4.50 DIA .625
78	0072681	3	SLIDE PAD MOUNT
79	0190591	6	SPACER
80	0072683	4	SLIDE PAD SPACER
81	0090138	2	SPACER
82	0110661	1	PIN LVL CYL TO TIP BOOM
83	0190416	2	SHEAVE WIRE ROPE
84	0190770	1	WLDMT PAD PLATE
85	0110695	1	SLIDE PAD LWR INT BOOM OUTER
86	0110699	1	WLDMT PAD PLATE INT BOOM LR
87	0070473	16	BLT DRH .313-18-PLATE-5/16-18
88	5530015	14	WASHER SPR
89	5530008	24	WASHER SPR
90	5530014	14	WASHER SPR
96	5560154	14	BLT LKG .500-13 1.75 GR8-1/2 X
120	5560242	8	BLT HEXHD LKG .500-13 1.00 GR8
125	5560171	2	WASHER HARD FLAT .875 SP
126	5560232	2	WASHER STRL
133	5560256	4	WASHER THR
134	5560254	2	WASHER THRUST
135	0090444	2	SPACER-SLIDE PAD
136	5560230	4	NUT HEX JAM .625-11 DRILLED
137	5560231	4	BLT BTNHD .625-11 1.75-5/8-11
141	5560233	4	WASHER SPHER .125
142	5560234	2	"WASHER SPHER 1""
143	5560235	2	WSHR SPHER SET 1.50
145	0190853	2	HOSE-8-8S-8S 175.5 100R2
149	0191411	1	SWITCH ASSY-EXTEND CUT OUT
151	2500046	2	BEARING 1.50ID 2.00OD 1.25LG
152	5560146	2	BLT SHLDR .625 1.00-5/8 X 1 SH
153	0190854	2	WASHER RTNR
154	0190855	2	WASHER RTNR
155	0190856	2	WASHER RTNR
156	0090134	1	PIN LINK
157	0191023	2	GUIDE TRACK
158	0190876	1	CAM VALVE SUB ASSY
159	0190655	1	WLDMT COVER
160	5510004	2	RUBBER HOOD LATCH W/HARDWARE
162	0073111	2	SLIDE PAD SPACER
165	0190905	1	WLDMT CABLE GUIDE
166	5560126	22	THREAD INSERT LKG .375

Continued on next page...

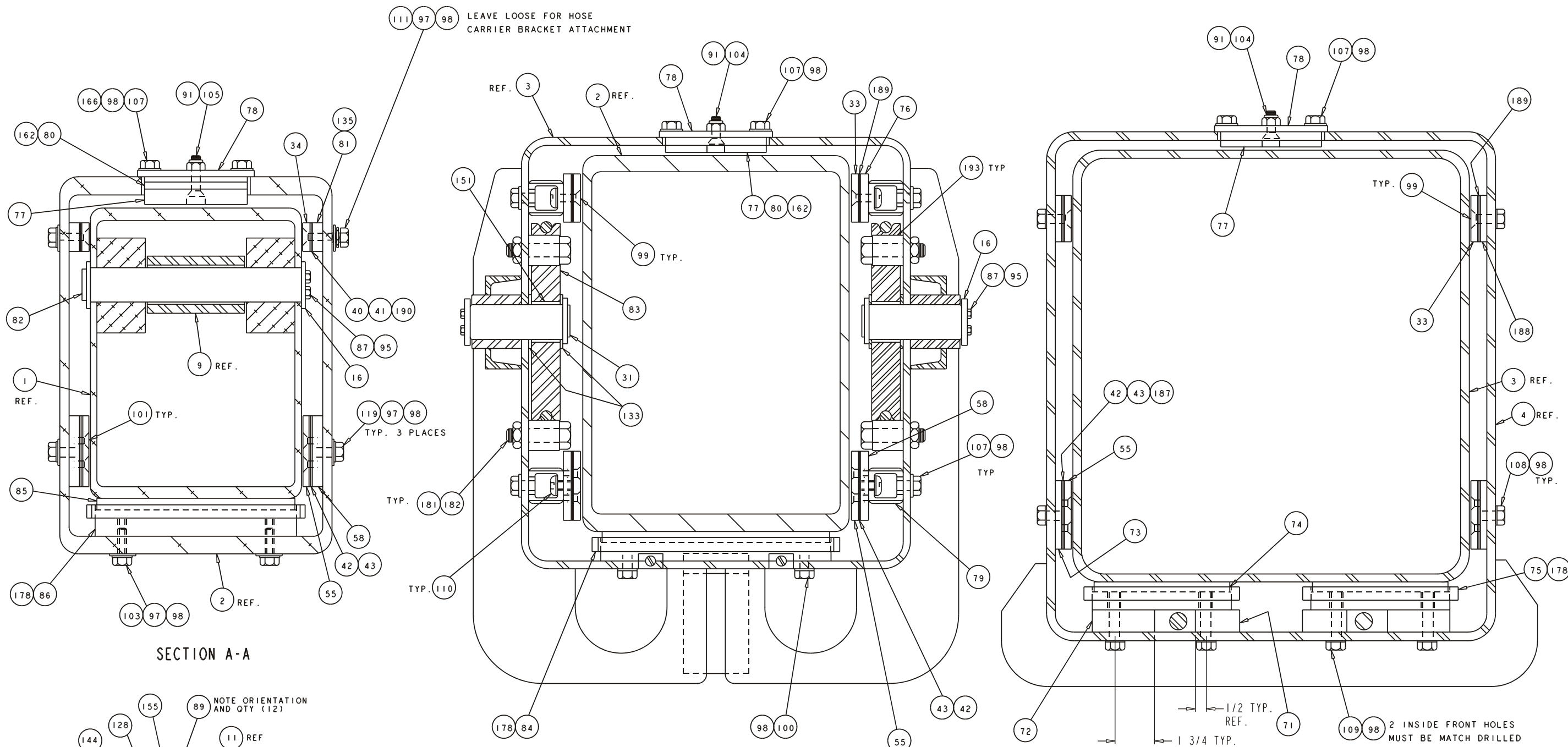
Booms – TB120/TB125J

Item	Part No.	Qty.	Description
167	0190980	2	PIN
168	5093004	2	CLP CUSH
170	0191054	1	SL PAD 3.00 6.00 .375
172	0191055	2	BOOM LGTH SENSOR ASSY
174	0190847	2	WLDMT PIN
175	0190843	2	BAR
176	0190842	2	ROLLER
177	0190844	2	SPACER
178	5560015	28	THREAD INSERT SCREW LOCK .375-
180	9920020	94	PLASTIC TRACK LOW PROFILE
183	0191229	1	SPACER
184	0191230	1	SL PAD 4.00 8.00 .625
185	0191231	4	SHIM .090 THICK 4 X 8
186	0191172	2	BRKT SWITCH
187	0072680	4	SHIM 3X6 SLIDE PAD
188	0070485	2	SPACER-5/16-SIDE PAD-ADD PLATE
189	0072567	6	SL PAD 2.00 5.88 .063
190	0073342	2	SHIM .063
192	5560244	12	NUT WELD .375-16-
193	0191518	4	SPACER
194	0191620	1	SHIM SLIDE PAD .030 THK
195	0191621	2	SHIM SLIDE PAD .063 THK
	3040070	2	NUT LKG .500 HUB

F
E
D
C
B
A



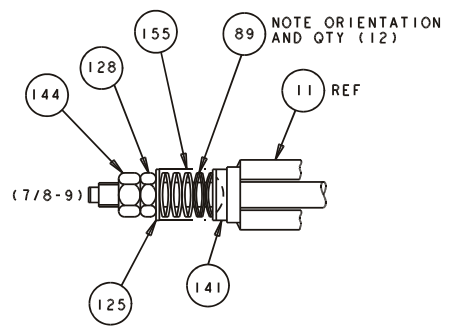
Courtesy of Crane.Market



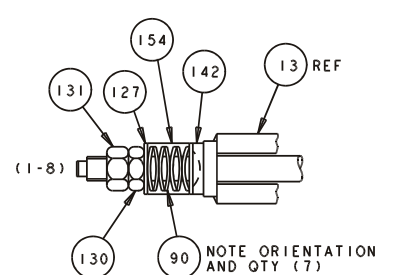
SECTION A-A

SECTION B-B

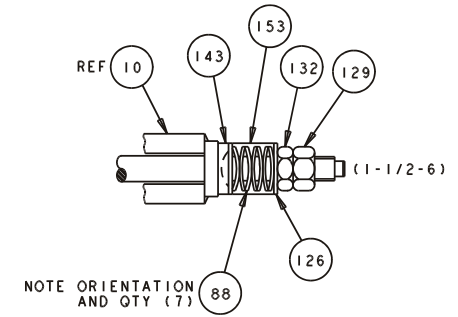
SECTION C-C



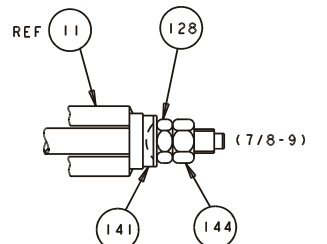
DETAIL "J"



DETAIL "I"

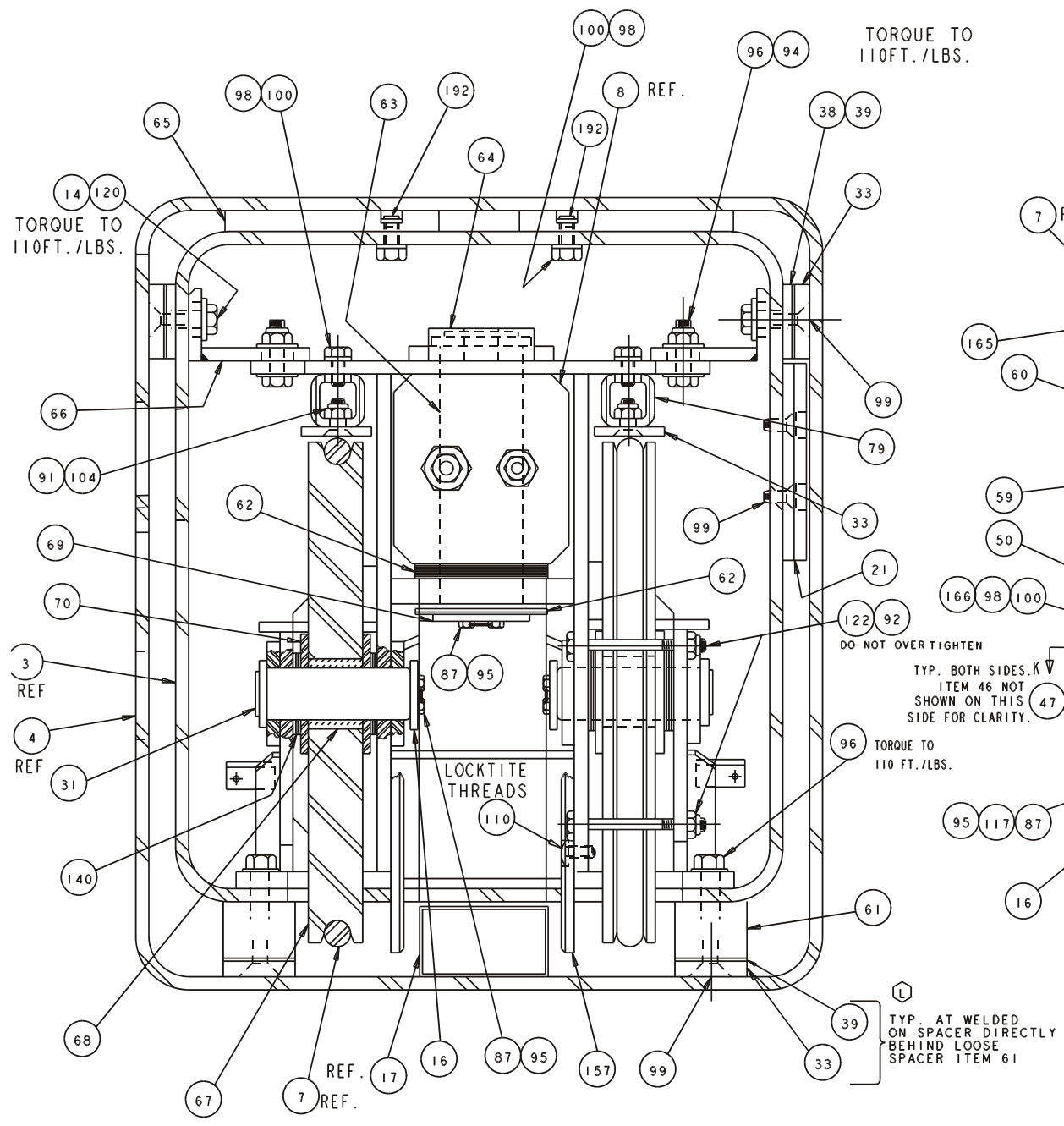


DETAIL "H"

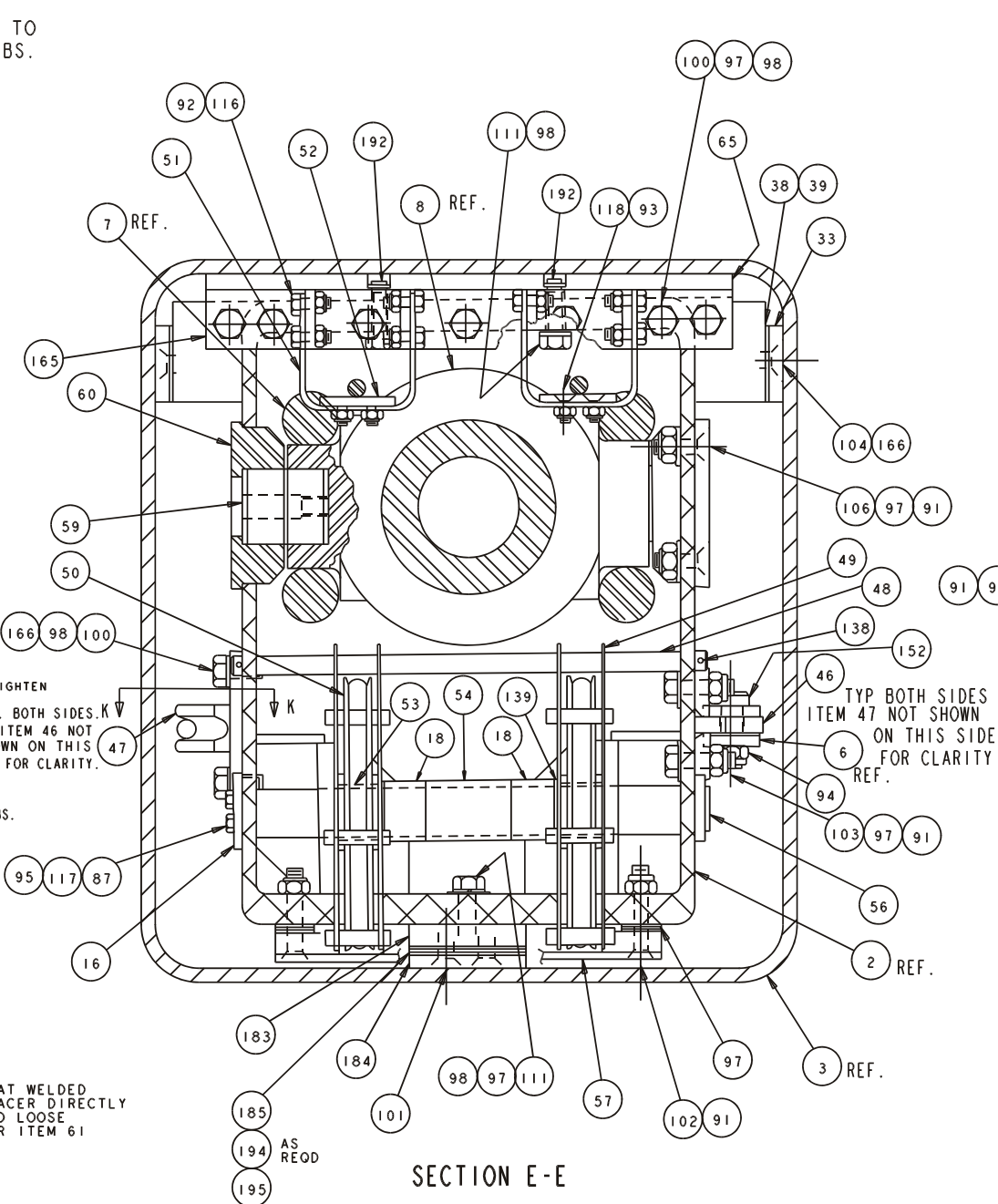


DETAIL "G"

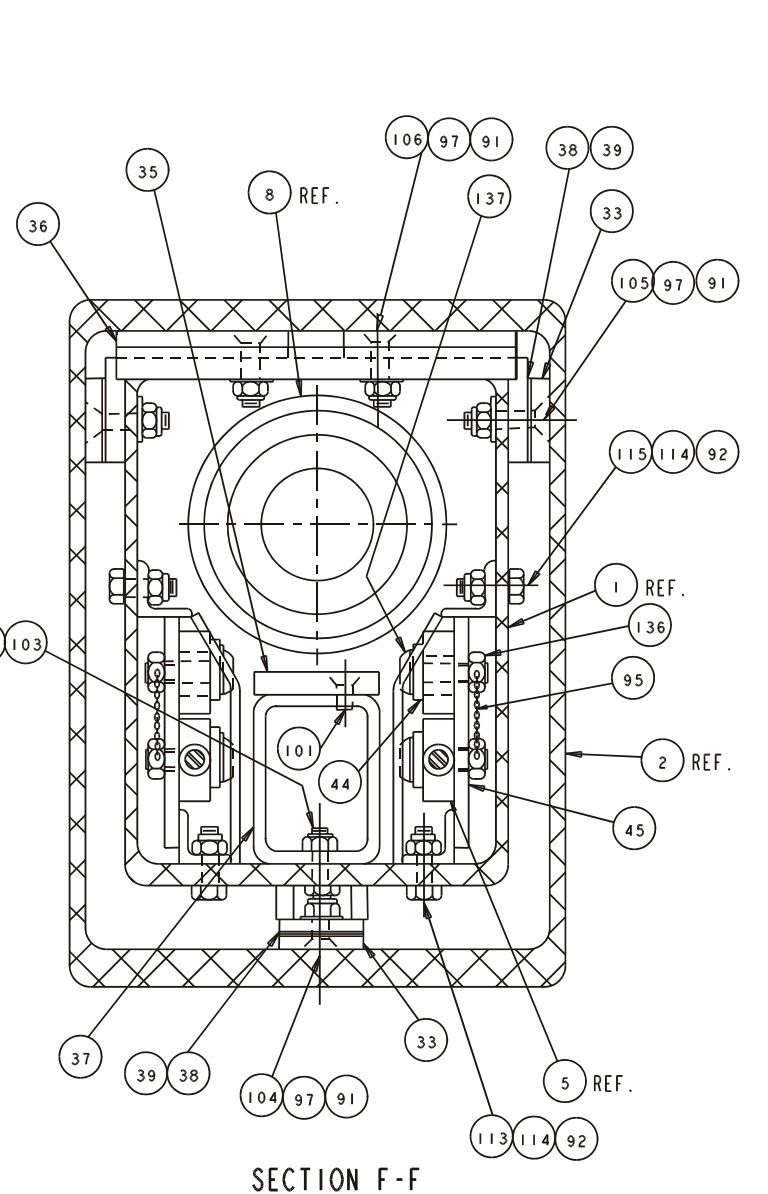
F
E
D
C
B
A



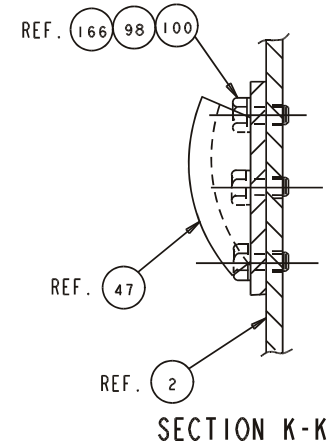
SECTION D-D



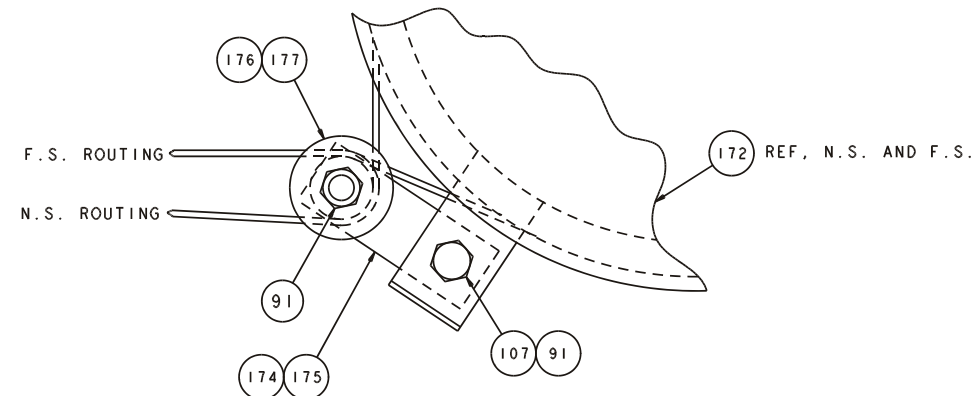
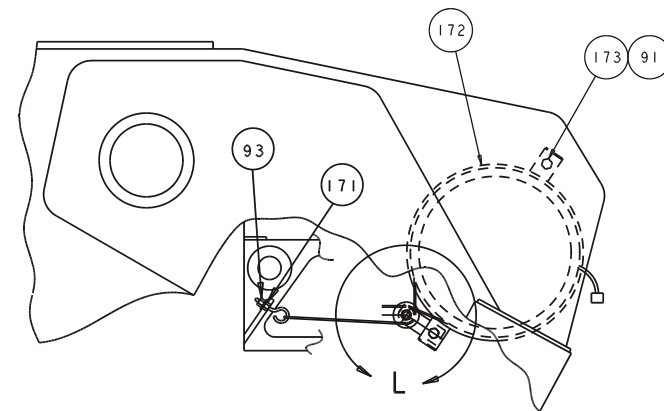
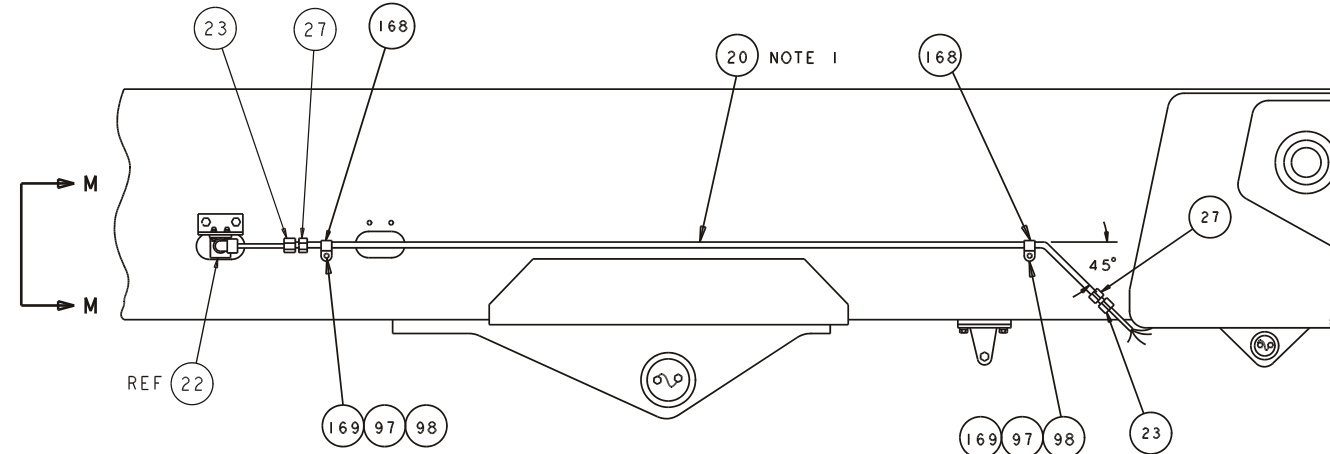
SECTION E-E



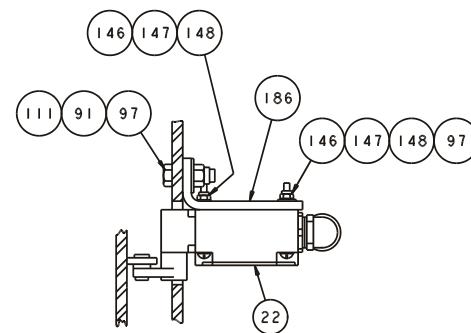
SECTION F-F



NOTES:
 1. CUT ITEM 20 TO 78" OVERALL LENGTH AND BEND TO FIT AS SHOWN.



VIEW "L"

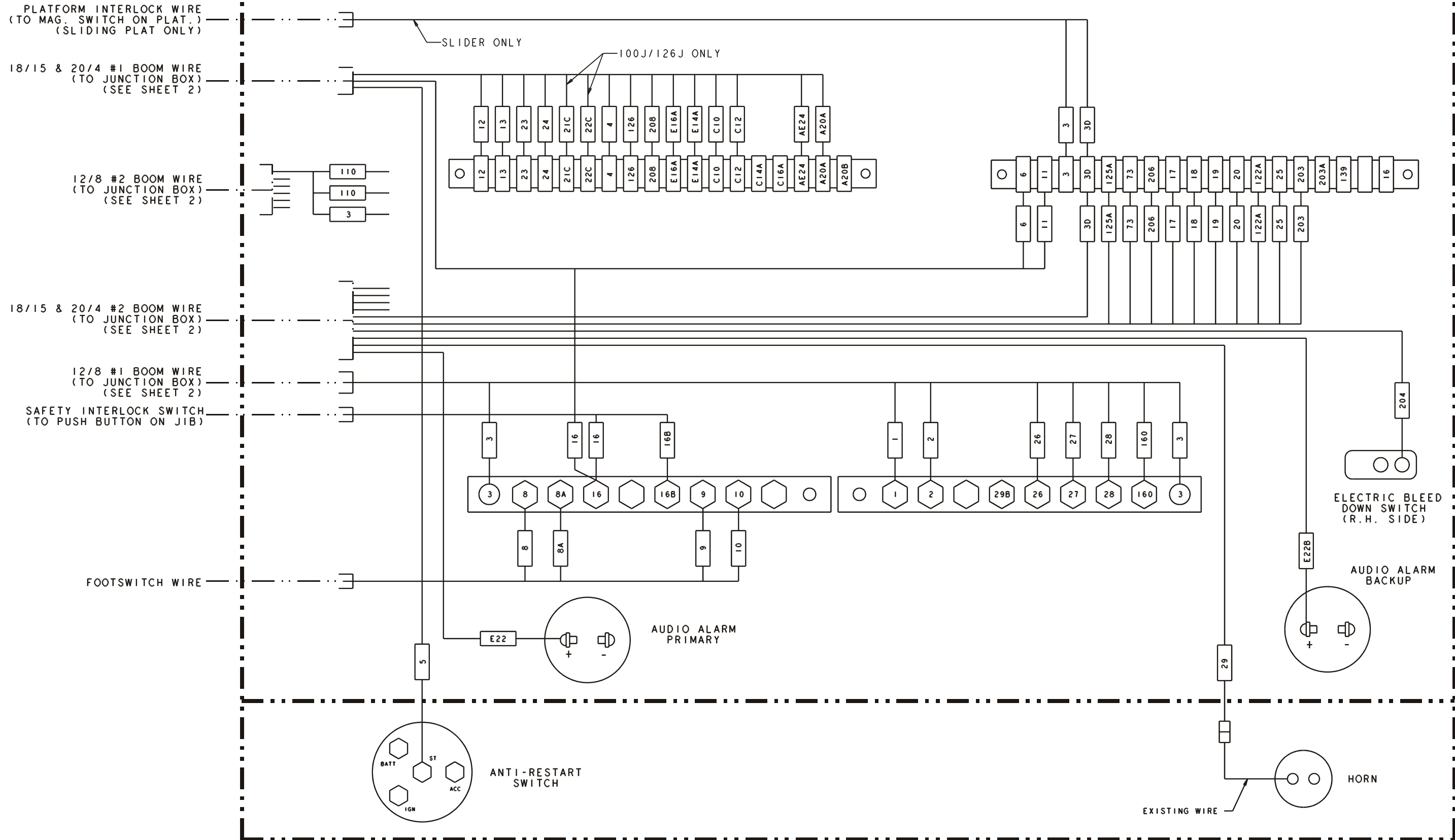


SECTION M-M

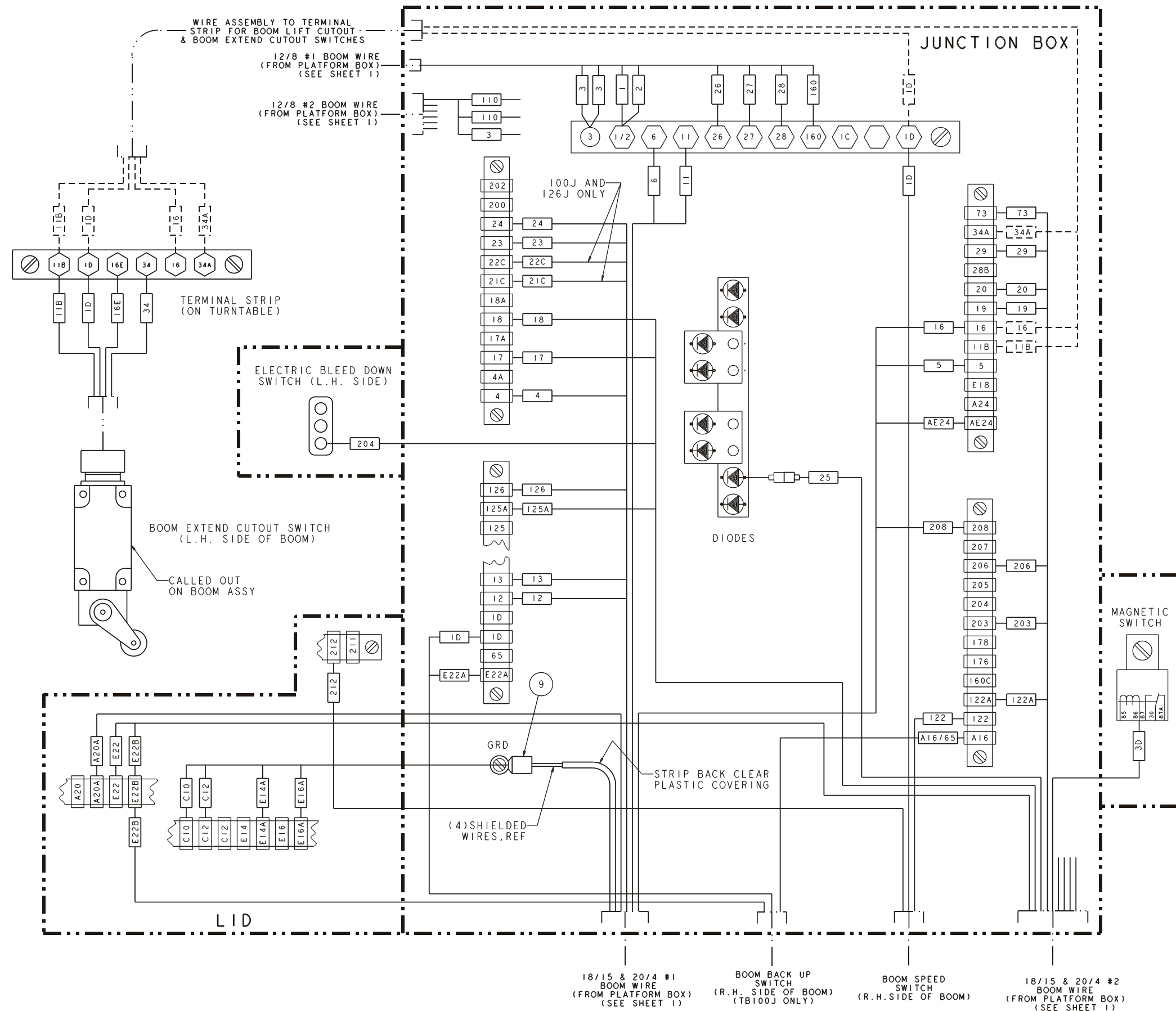
Boom Electrical – TB100J/TB120/TB125J/TB126J

Item	Part No.	Qty.	Description
1	3040047	2	TERM FEM250FI 22/18
2	3040046	2	TERM MALE250FI 22/18-
6	3044854	16	TERM R10I 12/10
7	3044142	4	TERM R6I 22/18-PN18-6R-C
8	3046972	56	TERM FEM188I 22/18
9	3044146	5	TERM R10I 22/18-

PLATFORM BOX



F
E
D
C
B
A



18/15 & 20/4 #1 BOOM WIRE					
SNORKEL WIRE NO.	BRAND REX WIRE COLOR	BRAND REX WIRE NO.	FUNCTION	TERMINAL JUNCTION BOX	TERMINAL PLATFORM BOX
4	BLUE/BLACK	8	IGNITION	ITEM 8	ITEM 8
5	RED/BLACK	7	START SIGNAL	ITEM 8	ITEM 9
6	ORANGE/BLUE	19	EMERGENCY POWER	ITEM 9	ITEM 8
C10	RED	2	+5 VOLTS	ITEM 8	ITEM 8
11	YELLOW/BLACK	10	PLATFORM RANGE	ITEM 9	ITEM 8
12	BLUE/RED	13	LEVEL-DOWN	ITEM 8	ITEM 8
E14A	ORANGE	4	"X" EXTEND/RETRACT	ITEM 8	ITEM 8
13	ORANGE/RED	14	LEVEL-UP	ITEM 8	ITEM 8
16	YELLOW	5	AXLE INTERLOCK TO PLAT	ITEM 8	ITEM 9
C12	BLACK	1	GROUND	ITEM 8	ITEM 8
E16A	BLUE	3	"Y" LIFT/LOWER	ITEM 8	ITEM 8
20B	BLACK/BLUE	17	VALVE GROUNDING	ITEM 8	ITEM 8
A20A	BROWN	6	BDU	ITEM 8	ITEM 8
21C	ORANGE/BLACK	9	J1B-DOWN	ITEM 8	ITEM 8
22C	BROWN/RED	16	J1B-UP	ITEM 8	ITEM 8
23	RED/BLUE	18	SWING-CCW	ITEM 8	ITEM 8
24	BROWN/BLACK	11	SWING-CW	ITEM 8	ITEM 8
AE24	YELLOW/RED	15	BDU	ITEM 8	ITEM 8
126	BLACK/RED	12	ENGINE WARNING	ITEM 8	ITEM 8

18/15 & 20/4 #2 BOOM WIRE					
SNORKEL WIRE NO.	BRAND REX WIRE COLOR	BRAND REX WIRE NO.	FUNCTION	TERMINAL JUNCTION BOX	TERMINAL PLATFORM BOX
30	ORANGE/BLUE	19	SIGNAL FROM MAG. SWITCH	ITEM 1	ITEM 8
17	RED/BLUE	18	DRIVE-FORWARD	ITEM 8	ITEM 8
18	YELLOW/BLACK	10	DRIVE-REVERSE	ITEM 8	ITEM 8
19	BROWN/RED	16	STEER-LEFT	ITEM 8	ITEM 8
20	BLUE/BLACK	8	STEER-RIGHT	ITEM 8	ITEM 8
E22	YELLOW/RED	15	AUDIO ALARM-PRIMARY	ITEM 8	ITEM 7
E22B	BROWN/BLACK	11	AUDIO ALARM-BACKUP	ITEM 8	ITEM 7
25	ORANGE/RED	14	MEDIUM THROTTLE	ITEM 1	ITEM 8
29	BLACK/BLUE	17	HORN	ITEM 2	ITEM 2
73	BROWN	6	LEVEL SENSOR	ITEM 8	ITEM 8
122A	BLUE/RED	13	POWER TO "R" TERMINAL	ITEM 8	ITEM 8
125A	ORANGE/BLACK	9	HIGH THROTTLE	ITEM 8	ITEM 8
203	RED/BLACK	7	BLEED DOWN FROM GROUND	ITEM 8	ITEM 8
204	YELLOW	5	BLEED DOWN SIGNAL	ITEM 7	ITEM 7
206	BLACK/RED	12	EMS ENVELOPE LIGHT	ITEM 8	ITEM 8
-	BLACK	1	SPARE SHIELDED	NONE	NONE
-	RED	2	SPARE SHIELDED	NONE	NONE
-	BLUE	3	SPARE SHIELDED	NONE	NONE
-	ORANGE	4	SPARE SHIELDED	NONE	NONE

12/8 #1 BOOM WIRE					
SNORKEL WIRE NO.	BRAND REX WIRE COLOR	BRAND REX WIRE NO.	FUNCTION	TERMINAL JUNCTION BOX	TERMINAL PLATFORM BOX
1	RED	2	POWER TO PLATFORM-12 VOLT	ITEM 6	ITEM 6
2	RED/BLACK	7	POWER TO PLATFORM-12 VOLT	ITEM 6	ITEM 6
3	BLACK	1	GROUND	ITEM 6	ITEM 6
3	BLUE	3	GROUND	ITEM 6	ITEM 6
26	ORANGE	4	PLATFORM ROTATION-CW	ITEM 6	ITEM 6
27	BLUE/BLACK	8	PLATFORM ROTATION-CCW	ITEM 6	ITEM 6
28	BROWN	6	SENSE LINE DUMP-SIGNAL	ITEM 6	ITEM 6
160	YELLOW	5	NON-PROP. 3-WAY	ITEM 6	ITEM 6

12/8 #2 BOOM WIRE					
SNORKEL WIRE NO.	BRAND REX WIRE COLOR	BRAND REX WIRE NO.	FUNCTION	TERMINAL JUNCTION BOX	TERMINAL PLATFORM BOX
110	BLUE	3	110 VOLT-POWER	NONE	NONE
110	BROWN	6	110 VOLT-NEUTRAL	NONE	NONE
3	BLACK	1	GROUND	NONE	NONE
-	RED	2	SPARE	NONE	NONE
-	ORANGE	4	SPARE	NONE	NONE
-	BLUE/BLACK	8	SPARE	NONE	NONE
-	RED/BLACK	7	SPARE	NONE	NONE
-	YELLOW	5	SPARE	NONE	NONE

Turntable Electrical, Cummins 3.3 – TB125J/TB126J

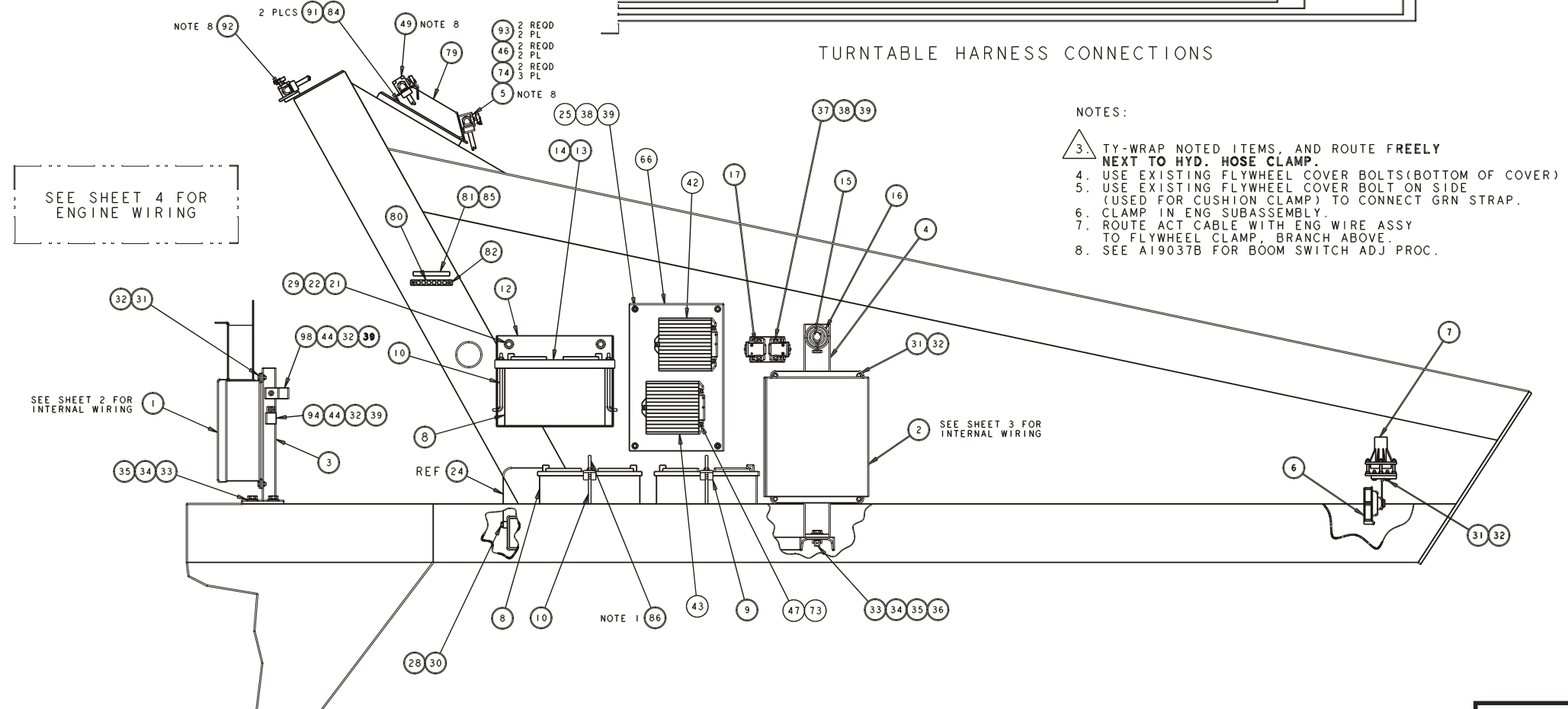
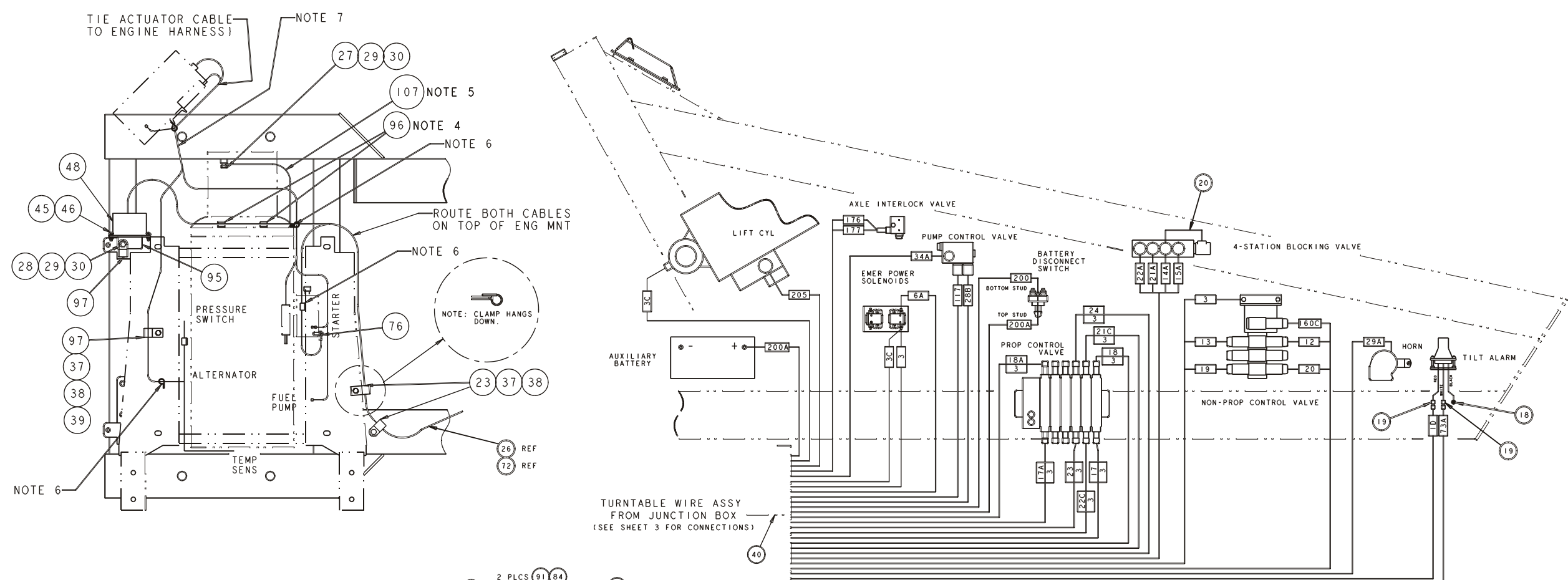
Item	Part No.	Qty.	Description
1	0191989	1	WIRING BOX/GRD CONT ASSY
2	0191976	1	"ASSY, JUNCTION BOX"
3	0190601	1	WLDMT BRKT WIRING BOX
4	0191971	1	WLDMT BRKT JUNCTION BOX
5	0191789	1	ASSY SW BOOM LIFT CO
6	3040127	1	HORN 12VDC
7	3020103	1	LEVEL SENSOR 3.5 DEGREE
8	3050002	3	BTRY 12V
9	3050008	2	BATTERY HOLD DOWN
10	3050004	6	BLT BTRY HLDN .375-16 X 10-
12	0150810	1	WLDMT BATTERY BOX
13	0150811	1	INSULATOR ANGLE
14	0150813	1	ANGLE
15	3020061	1	SW BATTERY DISCONNECT-
16	0073089	1	PLAC BATTERY DISCONNECT SWITCH
17	3040506	2	"SOLENOID, 12V 150"
18	3044162	1	TERM R250I 16/14
19	3040082	2	TERM MALE250FI 16/14
20	0071542	1	WIRE 16 R10I R10I 10
23	5093006	2	CLP CUSH .937-
24	0080484	5	WIRE 2/0 R375 R375 13 RED
26	0110529	1	WIRE 2/0 R375 R375 106 RED
40	0191181	1	TRNTBL WIRE ASSY
41	0191826	1	ENG WIRE ASSY CU TURBO
42	0192106	1	EMS CONTLR-PROGD TB126J PRIM
43	0192107	1	EMS CONTLR-PROGD TB126J BU
48	0162936	1	BATTERY ISOLATOR GP 2-SURE POW
49	0190986	1	DRIVE SPEED CUTOUT SW SUB ASSY
51	0192049	1	"WIRE ASSY, INSTRUMENT PANEL"
52	0191189	1	12/8 WIRE ASSEMBLY
53	0192040	1	"WIRE ASSY, 18/15 & 20/4 #1"
54	0192041	1	"WIRE ASSY, 18/15 & 20/4 #2"
55	0192047	1	"WIRE ASSY, EMS PRIMARY"
56	0192048	1	"WIRE ASSY, EMS BACKUP"
58	3044146	5	TERM R10I 22/18-
59	3040047	8	TERM FEM250FI 22/18
60	3046972	6	TERM FEM188I 22/18
62	3040360	1	TERM R10 2GA-
63	0090959	2	WIRE 4 R313I R375I 47
64	0070712	2	WIRE 12 R10I R10I 5
65	0071568	1	WIRE 12 R10I R250I 4
66	0192054	1	"PLATE, EMS MNTG"
68	0090319	1	WIRE 4 R375I R313I 8 RED
69	0080483	1	WIRE 2/0 R375 R375 28
70	3040268	5	BOOT BTRY CABLE END BLACK
71	3040452	5	BOOT BTRY CABLE UL RED 10GA-V
72	0190984	1	WIRE 10 R375 R10 110-12/13
75	3040269	4	BOOT BTRY CABLE END BLK 1/0
76	3040270	3	BOOT BTRY CABLE END Y-TYPE
77	0070698	1	WIRE 4 R313I R313I 25 BLK
79	0191787	1	WLDMT LIMIT SW MT
80	3044721	1	TERM STRIP (6) #10 STUD
81	0191011	1	DECAL TERM STRIP VERT 6TERM-11
83	0192039	1	"WIRE ASSY, T-STRIP/JUNC BOX"
88	3090019	9.2FT	TUBE FLEXGARD .250 ID
92	0192037	1	BOOM CALIBRATION SWITCH ASSY
94	3040469	1	RELAY SPDT 12V 30AMP

Continued on next page...

Turntable Electrical, Cummins 3.3 – TB125J/TB126J

Item	Part No.	Qty.	Description
95	0072951	1	GUIDE BAR
96	5093000	2	CLP CUSH .437-
97	5093002	2	CLP CUSH .562
98	5093008	1	CLP CUSH 1.06
99	3050096	1	"SURGE PROTECTOR, 12V"
100	0192042	1	"WIRE ASSY, EMS VPL"
101	0192043	1	"WIRE ASSY, EMS PRIMARY ANGLE"
102	0192044	1	"WIRE ASSY, EMS PRIMARY LGTH"
103	0192022	1	"WIRE ASSY, EMS BU LGTH SENSOR"
104	0192023	1	"WIRE ASSY, EMS BU ANGLE SENSOR"
105	0191994	1	RESISTOR WIRE TB126J PRIMARY
106	0191995	1	RESISTOR WIRE TB126J BACKUP

F
E
D
C
B
A



- NOTES:
- 3. TY-WRAP NOTED ITEMS, AND ROUTE FREELY NEXT TO HYD. HOSE CLAMP.
 - 4. USE EXISTING FLYWHEEL COVER BOLTS (BOTTOM OF COVER)
 - 5. USE EXISTING FLYWHEEL COVER BOLT ON SIDE (USED FOR CUSHION CLAMP) TO CONNECT GRN STRAP.
 - 6. CLAMP IN ENG SUBASSEMBLY.
 - 7. ROUTE ACT CABLE WITH ENG WIRE ASSY TO FLYWHEEL CLAMP, BRANCH ABOVE.
 - 8. SEE A19037B FOR BOOM SWITCH ADJ PROC.

F

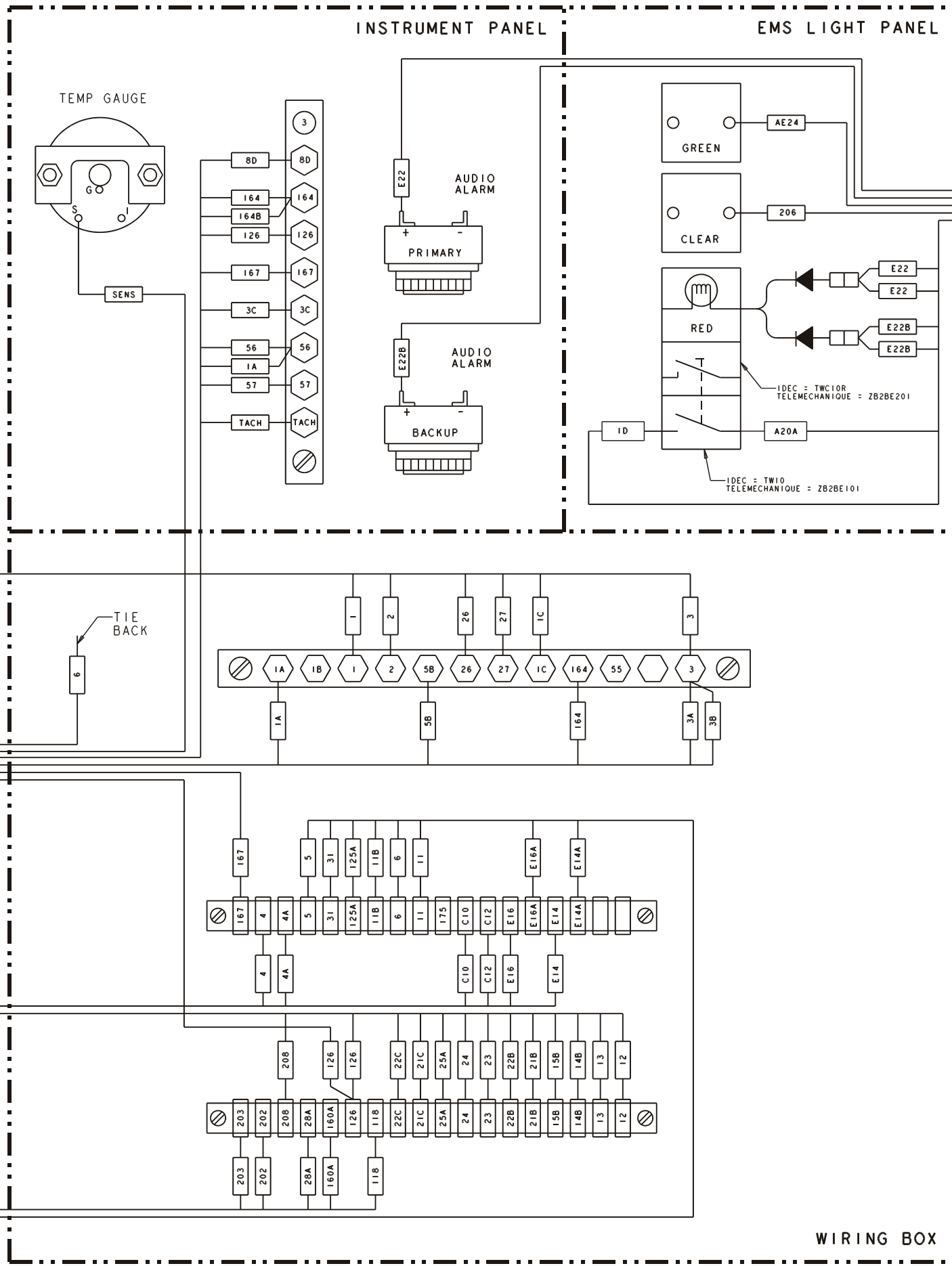
E

D

C

B

A



12/8 WIRE (FROM JUNCTION BOX)

52

TIE BACK

ENGINE WIRE ASSEMBLY CUMMINS (TO ENGINE)

41

18/15 & 20/4 #1 (FROM JUNCTION BOX)

53

18/15 & 20/4 #2 (FROM JUNCTION BOX)

54

INST. PANEL WIRE ASSY (FROM JUNCTION BOX)

51

WIRING BOX

JUNCTION BOX

LH SIDE

12/8 WIRE
(TO WIRING
BOX)

AUXILIARY

B/U ANALOG

ANALOG

AXLE DUMP

HORN

DIODES

MAGNETIC SWITCH

BODY

RH SIDE

TYP 6 PLCS

LID

DRAIN WIRES

TIE BACK

SHIELDED WIRES, REF

EMS BACKUP WIRE (SHT 4)

SENSOR WIRE-PRIMARY ANGLE
(TO ANGLE TRANSDUCER ON TT)

SENSOR WIRE-PRIMARY LGTH
(TO STRINGPOT ON BOOM)

SENSOR WIRE-BACKUP LGTH
(TO STRINGPOT ON BOOM)

SENSOR WIRE-BACKUP ANGLE
(TO ANGLE TRANSDUCER ON TT)

EMS VPL WIRE
(TO PROP VALVE)

18/15 & 20/4 #2 WIRE
(TO WIRING BOX)

18/15 & 20/4 #1 WIRE
(TO WIRING BOX)

DRIVE SPD CUTOUT SW WIRE (ON TT)

EMMS PRIMARY WIRE (SHT 4)

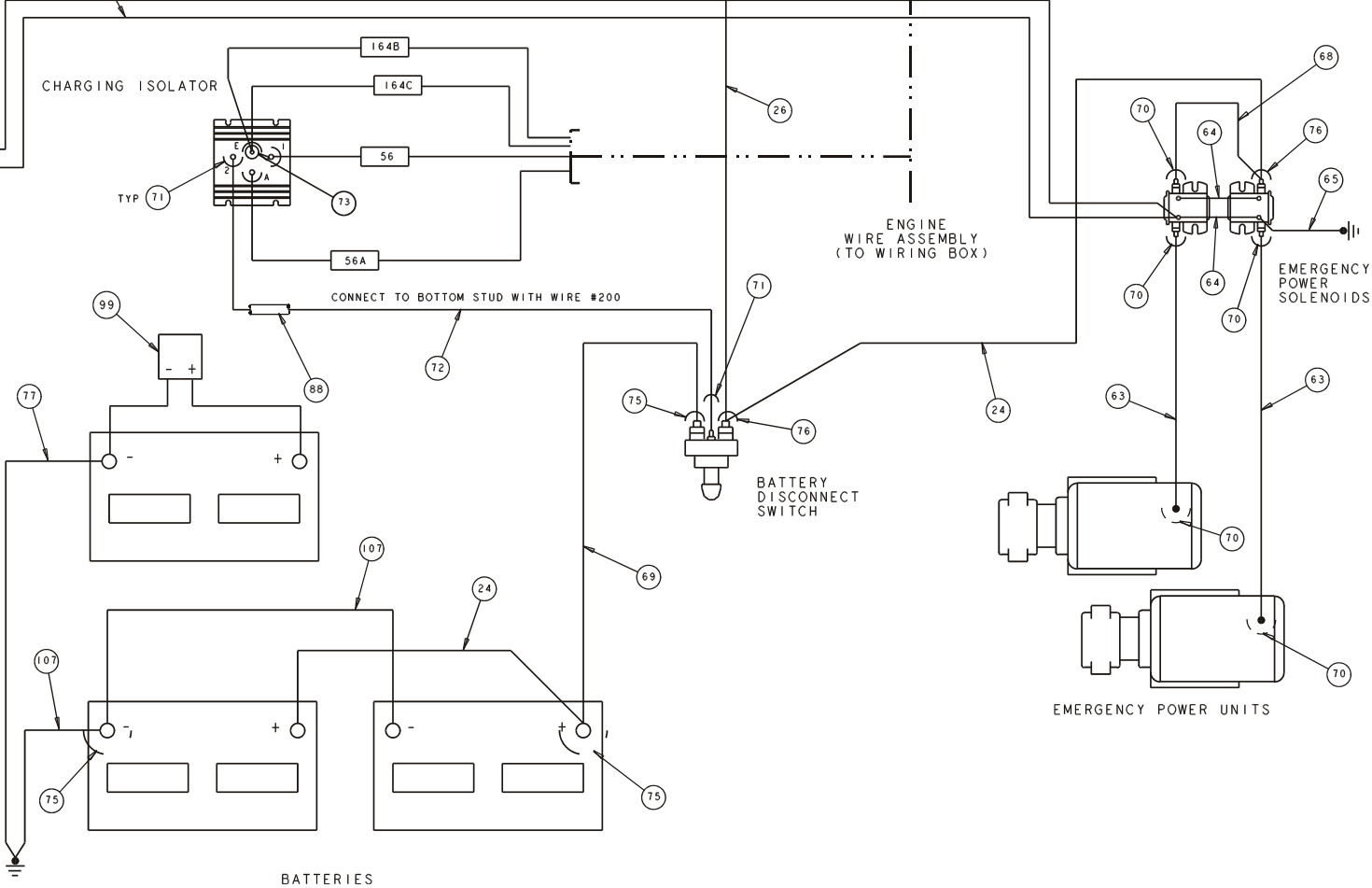
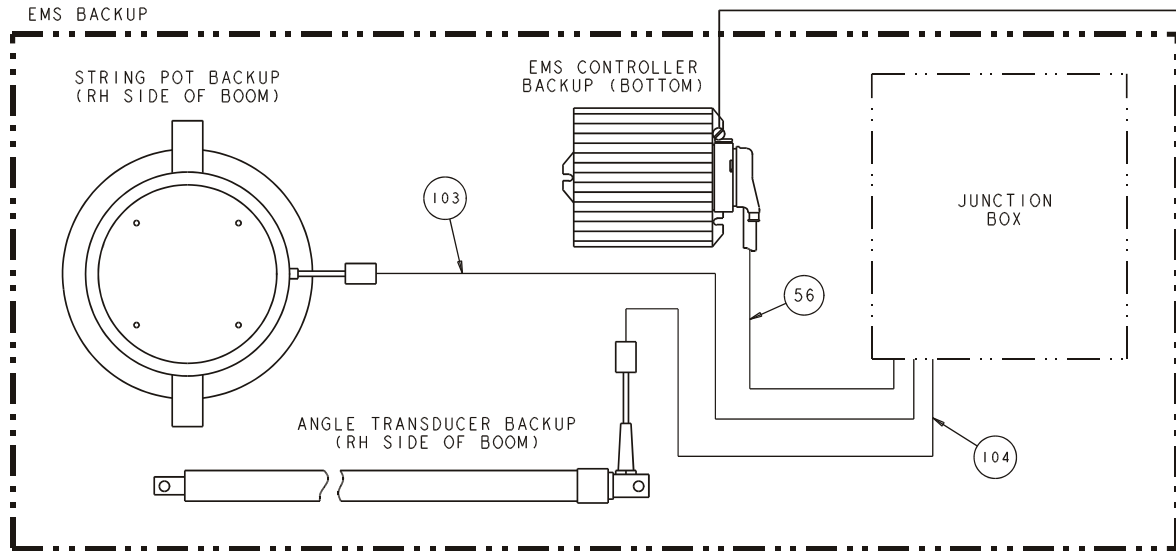
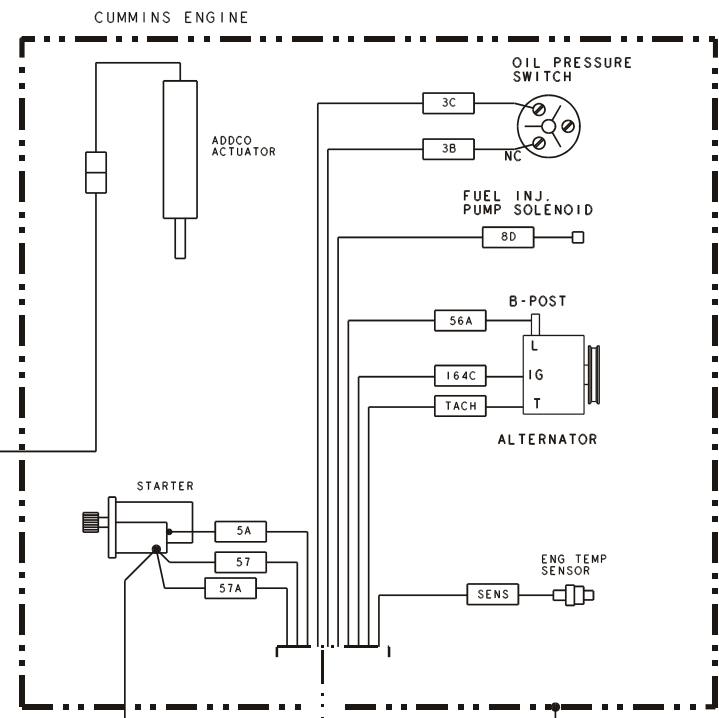
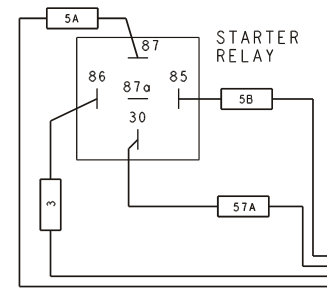
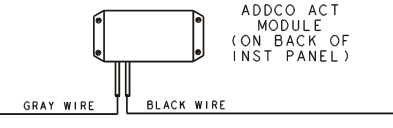
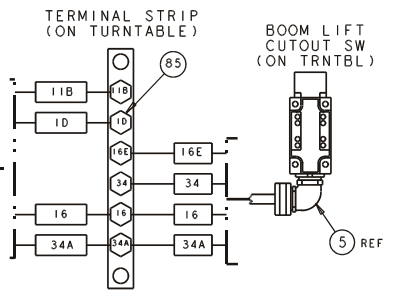
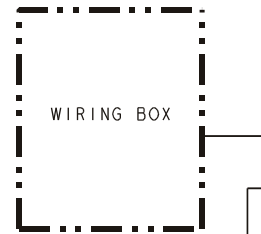
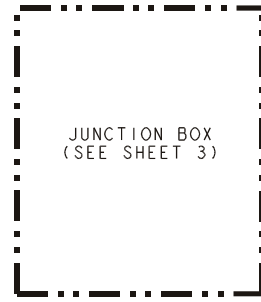
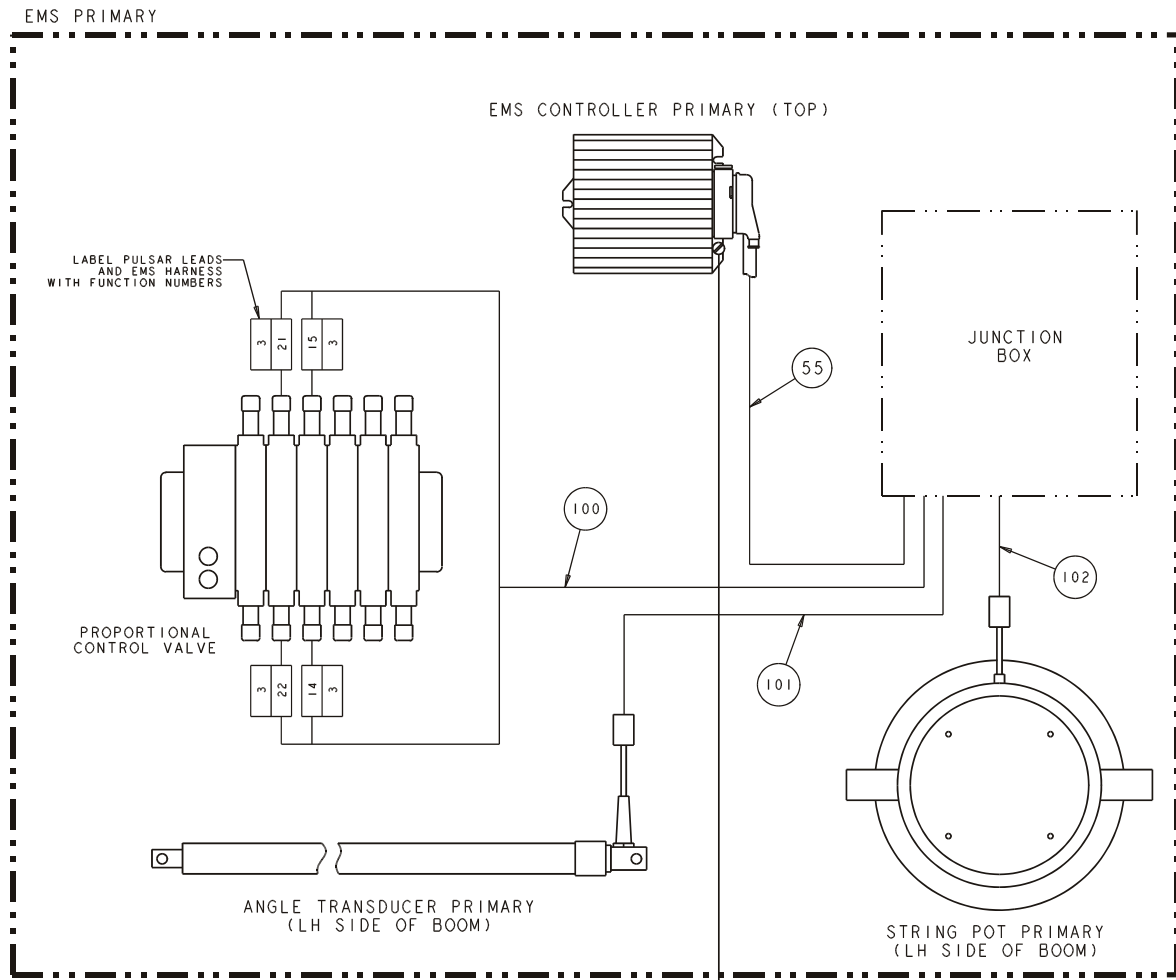
TT WIRE ASSY
(TO TT VALVES)

BOOM CALIB SW WIRE (ON TT)

INST PANEL WIRE
(TO WIRING BOX)

TERM STRIP WIRE (ON TT)

F
E
D
C
B
A



Junction Box – TB120/TB125J/TB126J

Item	Part No.	Qty.	Description
1	0070967	1	CORROSION INHIBITOR STICK-BACK
2	0190992	2	DECAL EMER BLEED DOWN
3	0190995	1	DECAL DNGR ELEC/MNL EMER BL DN
4	0191977	1	"PANEL ASSY, JUNCTION BOX"
5	0191978	1	"JUNCTION BOX, DRILLED"
6	0192118	1	"DECAL, EMS DISPLAY LIGHTS"
16	3020080	2	SW TGL SPDT (M/NONE/ON) SEALED
17	3030151	1	EMS BASIC DISPLAY UNIT
18	3040057	1	TERMINAL STRIP 18 CIRCUIT-VERN
19	3040070	6	NUT LKG .500 HUB
20	3040092	2	TERMINAL STRIP (6) .188 TABS
21	3040110	11	NUT LKG .750 HUB
22	3040115	3	CONN .500 .375-.500
23	3040116	7	CONN .75 .500-.625
24	3040187	3	CONN .500 .313-.438
25	3040285	1	CONN .75 .375-.500
26	3040295	2	CONN .75 .625-.75
27	3040386	1	CONN 1.00 .875-1.0
28	3040387	1	NUT LKG 1.00 HUB
29	3040433	1	TERMINAL STRIP (12) .188 TAB
30	3040469	8	RELAY SPDT 12V 30AMP
31	3040535	3	CIRCUIT BREAKER 3AMP-
32	3040691	1	CONN 90 .75 .50-.625-
33	3220019	2	CIRCUIT BREAKER 10 AMP
34	5093004	1	CLP CUSH
102	0191988	1	"WIRE ASSY, INTERNAL"
103	0191999	1	RESISTOR WIRE ASSY
104	0192094	1	WIRE 16 SEE DRAWING
105	0151205	10	WIRE
106	0181030	2	WIRE 16 FEM188 FEM250FI 15
107	0072112	1	WIRE 18 R10I FEM250FI 16
108	0073642	1	WIRE 16 FEM250FI FEM250FI 10
109	0191617	1	WIRE 16 R6I R6I 36-0191618
110	0140332	1	WIRE
111	0070713	1	WIRE 18 R10I FEM188I 10
112	0101878	1	WIRE 16 R6 FEM188I 30
113	0151910	1	WIRE 16 R6 R10 14
114	0192009	3	WIRE 16 FEM188I NONE 10
115	0192010	1	WIRE 16 R10I NONE 7
116	0181111	1	WIRE 16 R10I FEM250FI 5
117	0192011	1	WIRE 16 SEE DWG
118	0192012	1	WIRE 16 SEE DWG
119	0151556	1	WIRE 16 R6 FEM188I 6
120	3045279	3	TERMINAL STRIP JUMPER
121	0192096	2	RESISTOR WIRE ASSY 1K/510 OHM

F

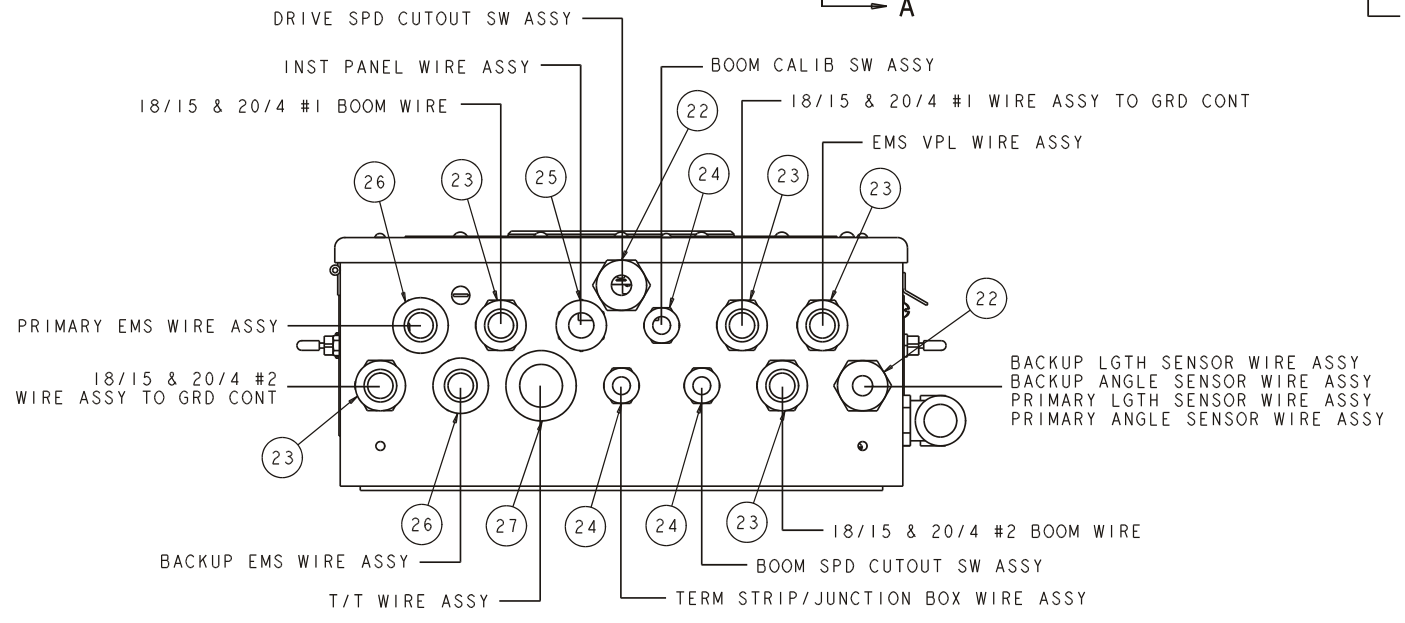
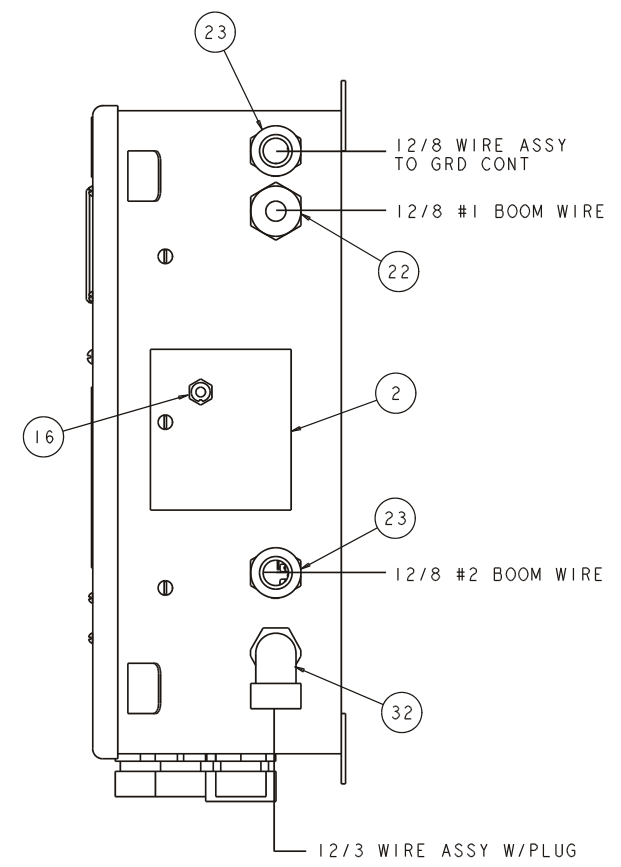
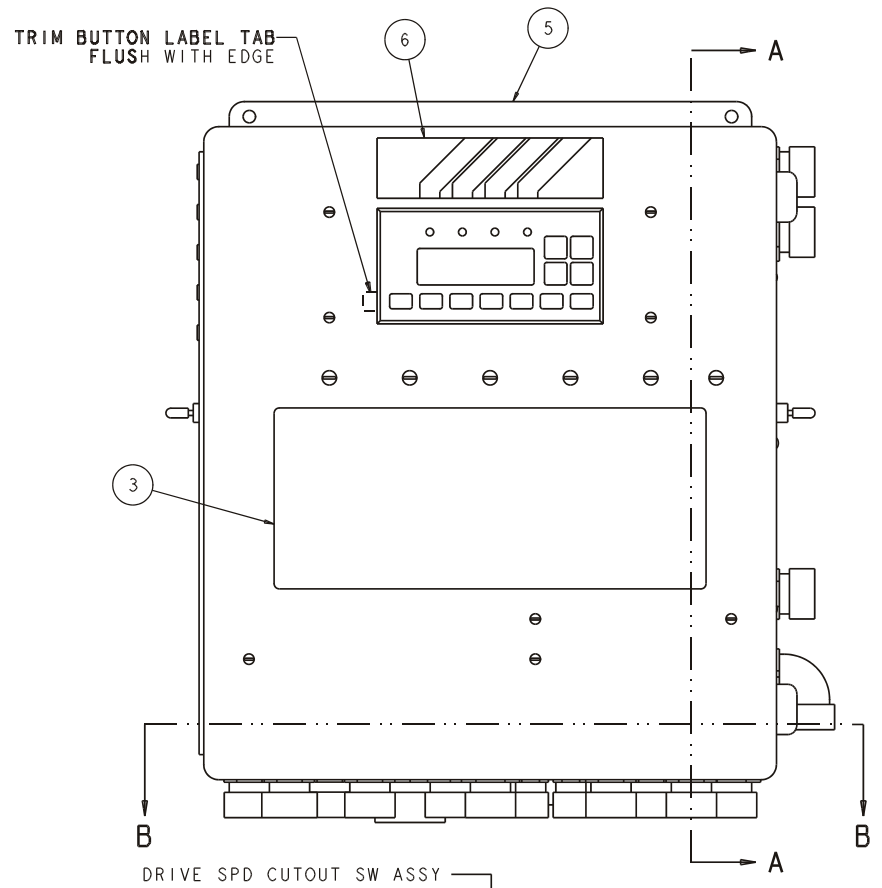
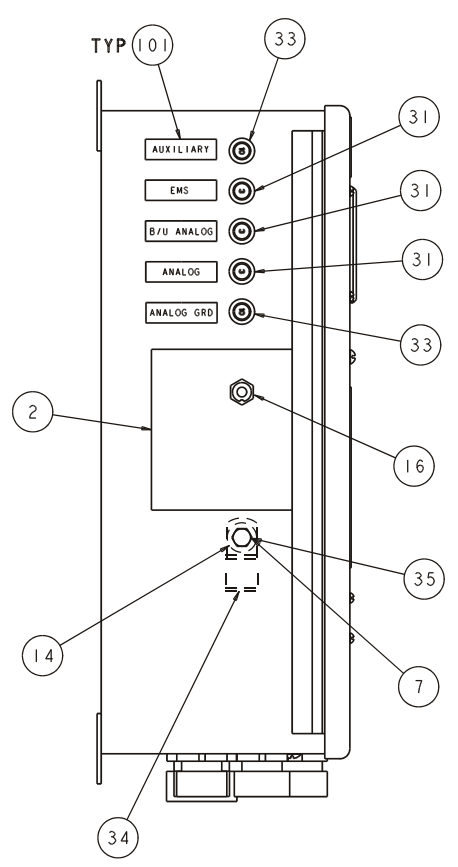
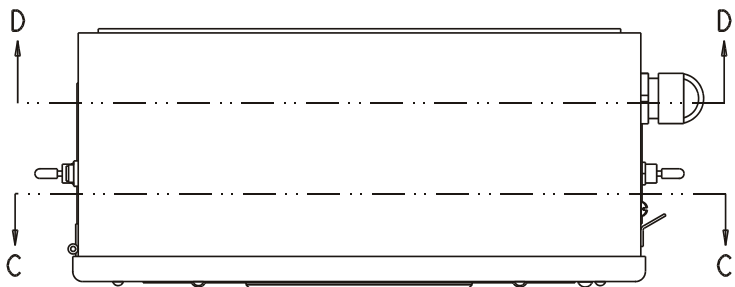
E

D

C

B

A

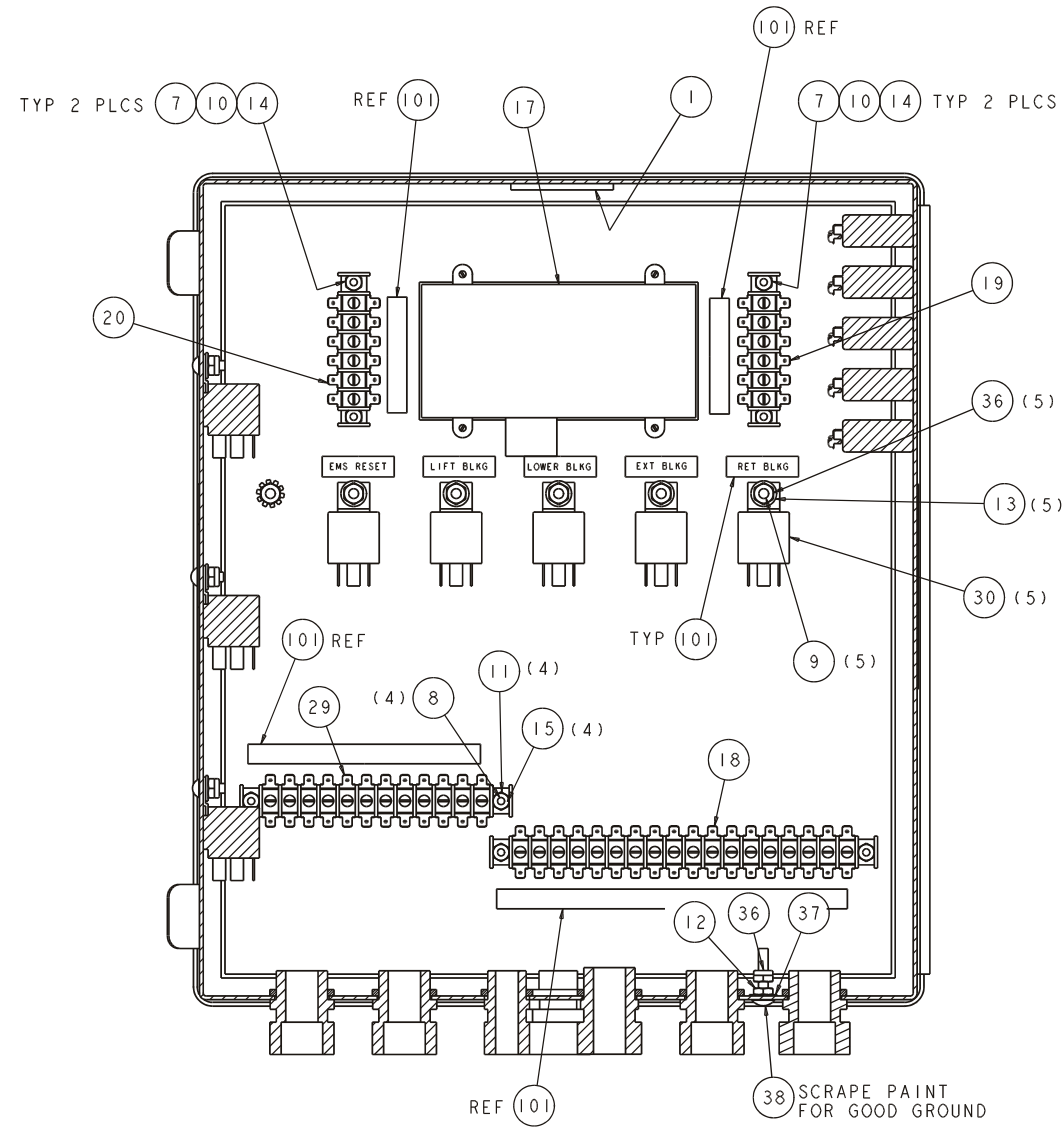


Junction Box
TB120/TB125J/TB126J

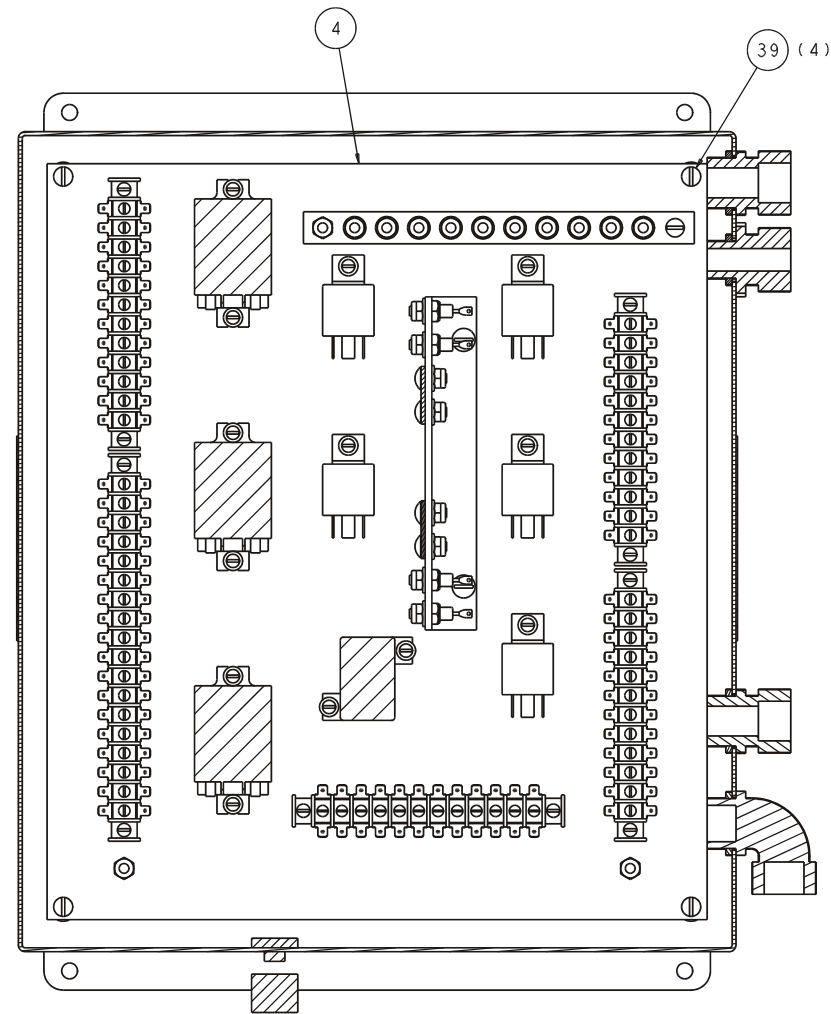
Page 4-A

0191976

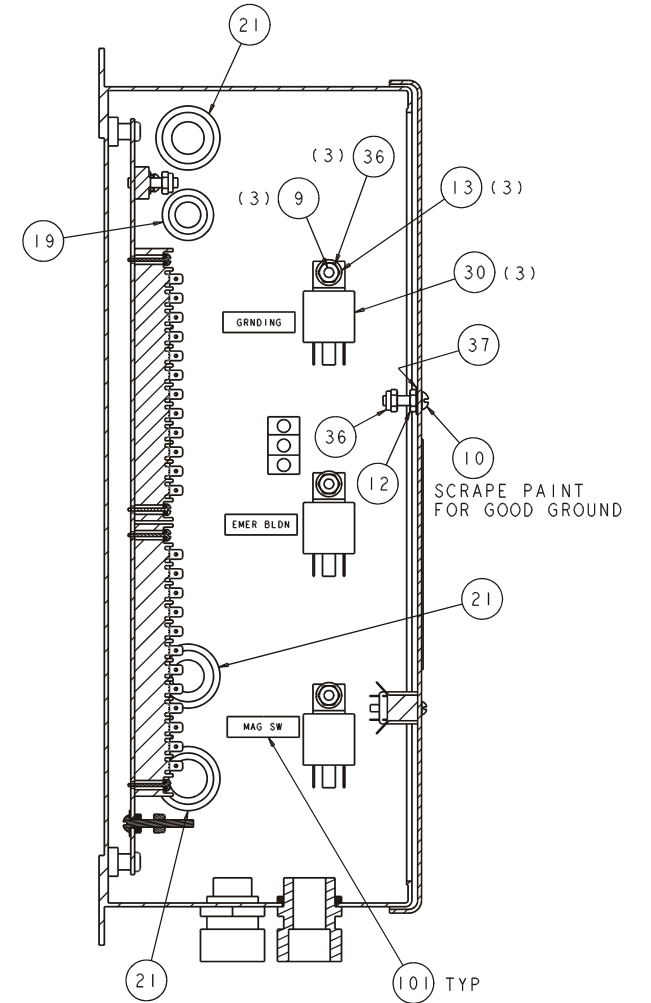
1 2 3 4 5 6 7 8 9



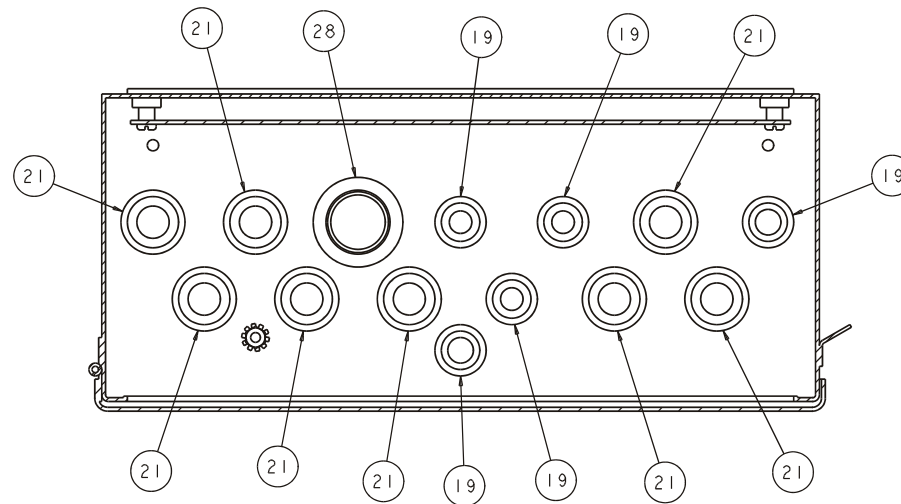
SECTION C-C
SCALE 0.630



SECTION D-D
SCALE 0.630

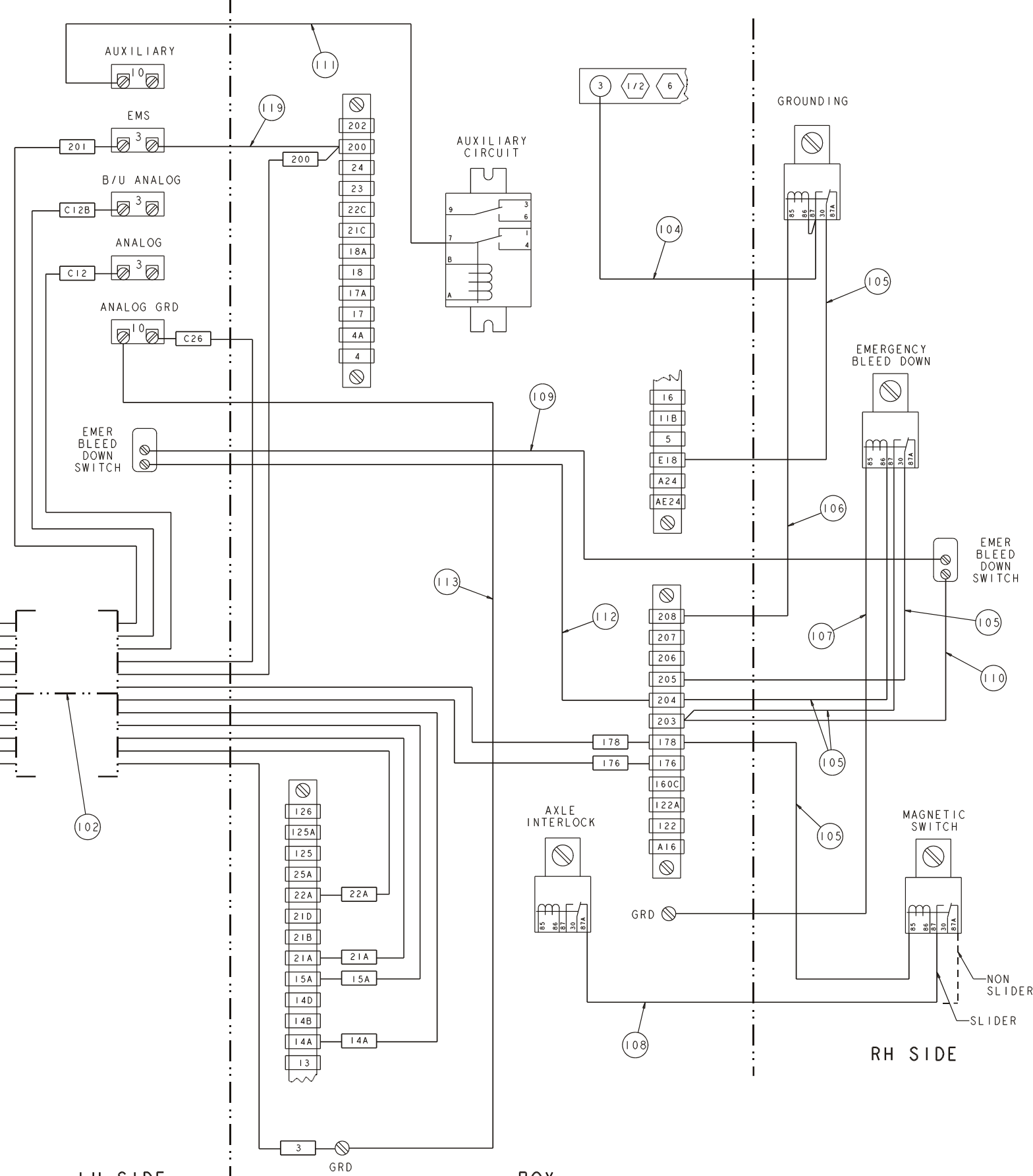
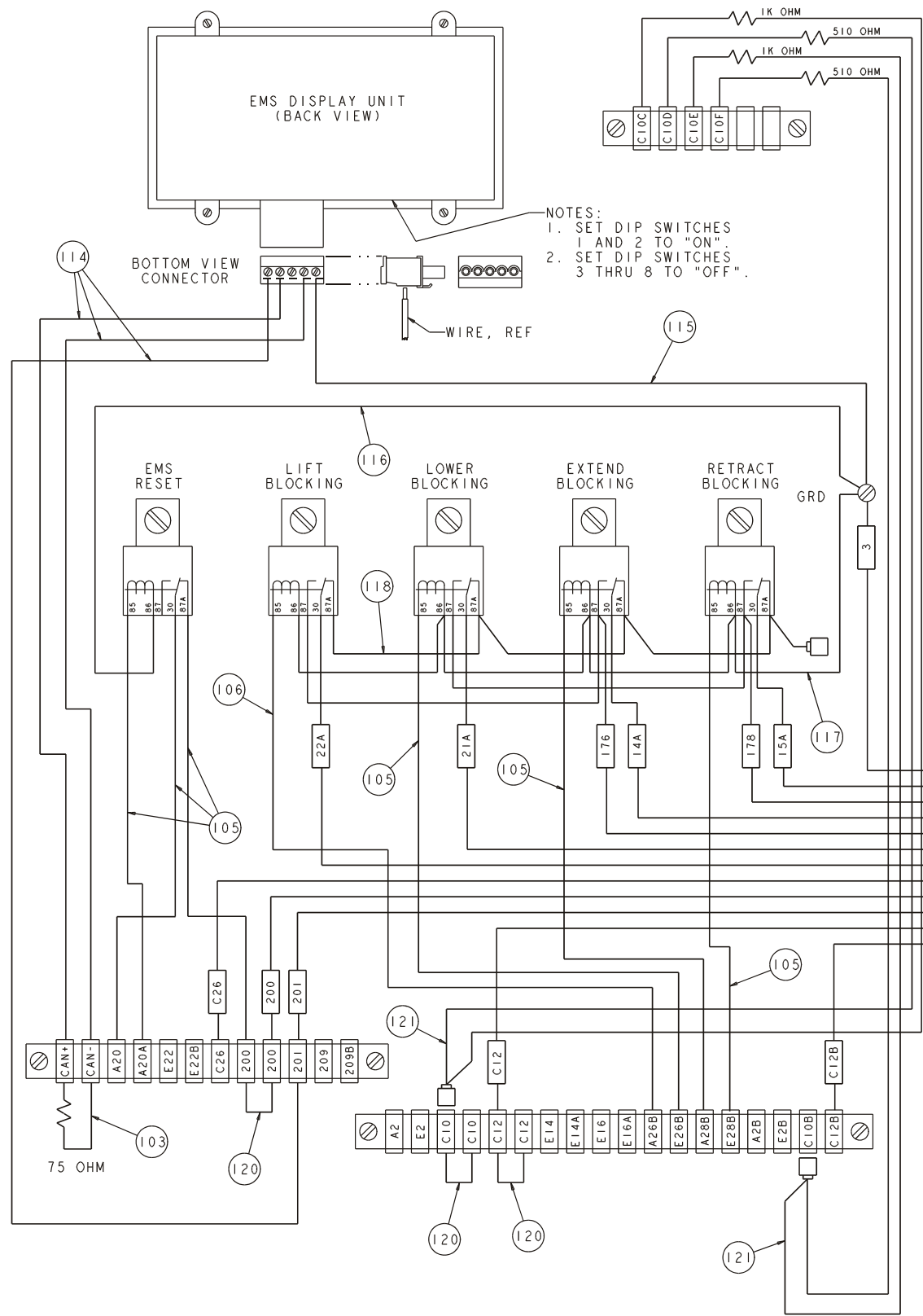


SECTION A-A
SCALE 0.630



SECTION B-B
SCALE 0.630

F
E
D
C
B
A



LID

LH SIDE

BOX

RH SIDE

Junction Box
TB120/TB125J/TB126J

Page 4-C

0191976

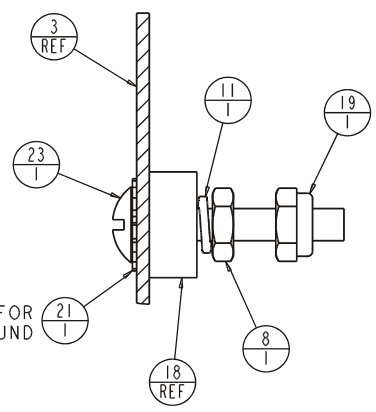
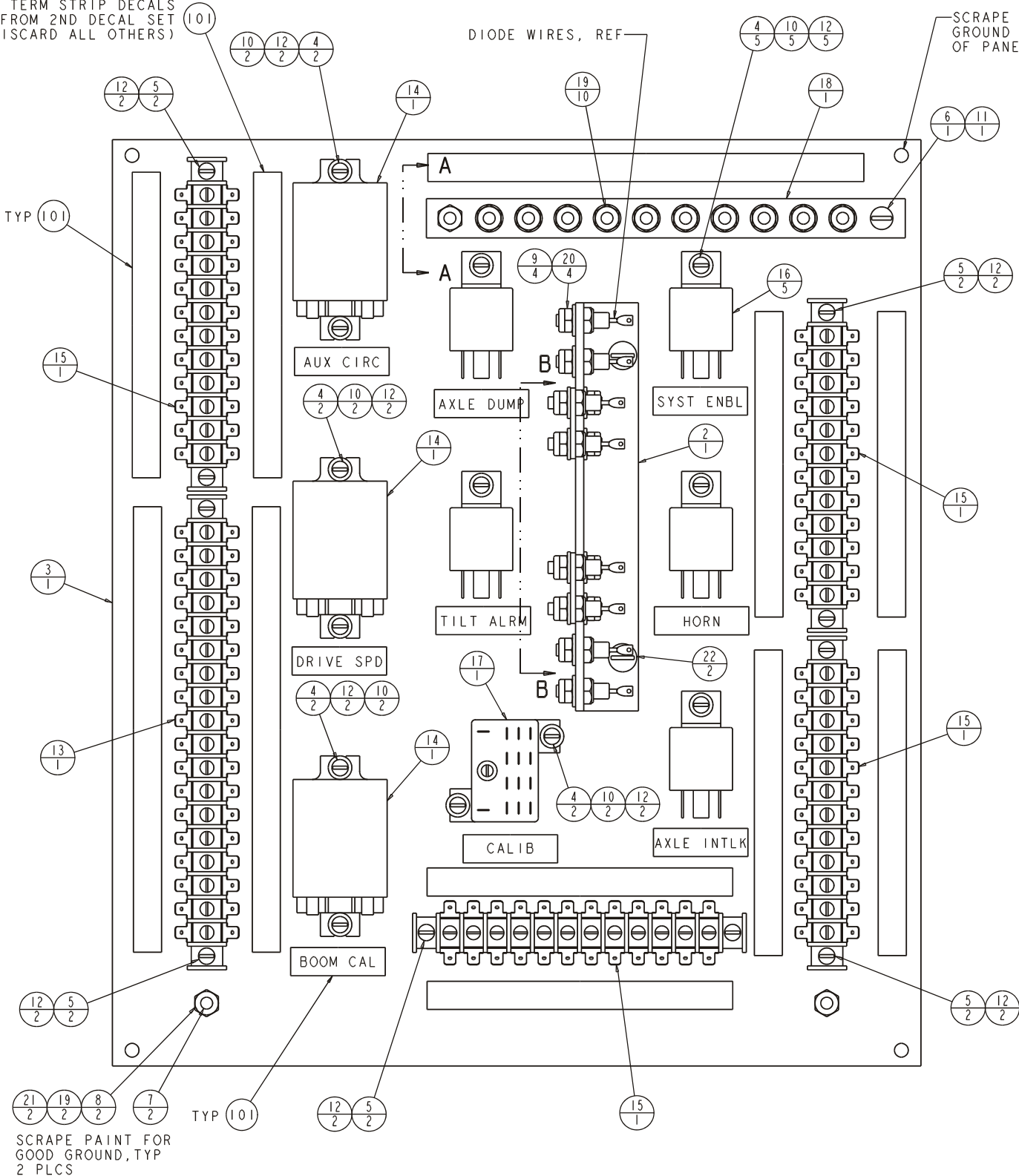
1 2 3 4 5 6 7 8 9

Junction Box Panel – TB120/TB125J/TB126J

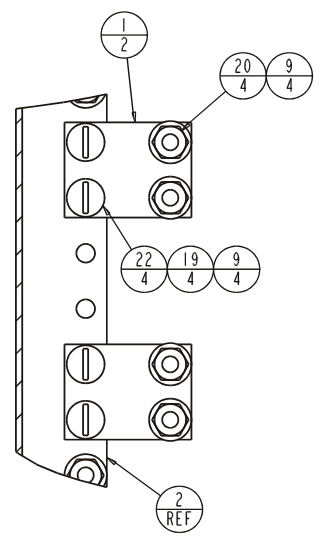
Item	Part No.	Qty.	Description
1	0073631	2	DIODE STAND-OFF 2-DIODE
2	0150488	1	DIODE HOLDER
3	0191975	1	"PANEL, JUNCTION BOX"
13	3040057	1	TERMINAL STRIP 18 CIRCUIT-VERN
14	3040214	3	RELAY DPDT 12V 10AMP-MIDTEX 15
15	3040433	4	TERMINAL STRIP (12) .188 TAB
16	3040469	5	RELAY SPDT 12V 30AMP
17	3040576	1	RELAY 4PDT 12V COIL .188MALE-O
18	3044710	1	TERM STRIP (10) #10 STUD
102	0071534	1	WIRE 10 R10I FEM188I 21
103	0071566	2	WIRE 16 R10I R10I 17
104	0090621	3	WIRE 16 R10I FEM188I 13
105	0073057	1	WIRE 12 R10I FEM250FI 5.5
106	0170335	1	WIRE
107	0181030	6	WIRE 16 FEM188 FEM250FI 15
108	0140332	4	WIRE
109	0151205	3	WIRE
110	0090622	1	WIRE 18 FEM188I FEM250I 9
111	0072112	1	WIRE 18 R10I FEM250FI 16
112	0071556	5	WIRE 16 R10I FEM250I 24
113	0071511	13	WIRE 18 FEM188I FEM188I 11
114	0140323	3	WIRE
115	0071530	13	WIRE 18 FEM188I FEM188I 7
116	0073728	1	WIRE 16 R10 FEM188I 18
117	0070719	1	WIRE 18 R10I FEM188I 7
118	0070681	3	WIRE 16 R10 DIODE 7
119	0181110	4	WIRE 16 FEM250FI DIO 2.25
120	0110471	1	WIRE 16 FEM188I DIODE 11
121	3045279	1	TERMINAL STRIP JUMPER
122	0070724	2	WIRE 18 R10I R10I 3

F
E
D
C
B
A

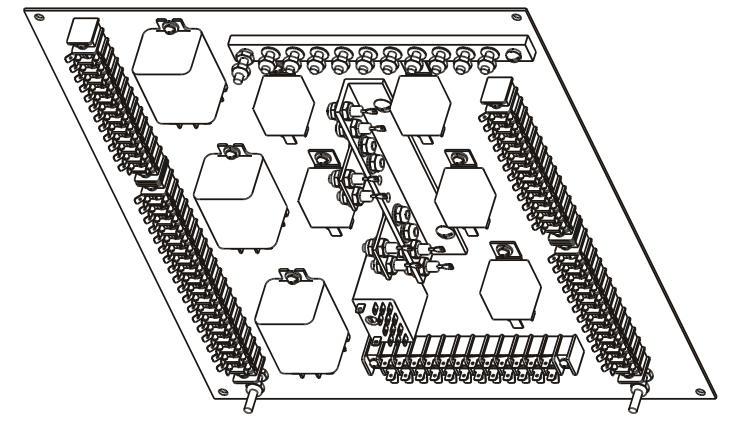
USE TERM STRIP DECALS ONLY FROM 2ND DECAL SET (DISCARD ALL OTHERS)



SECTION A-A
SCALE 2.000



SECTION B-B
SCALE 1.000



F

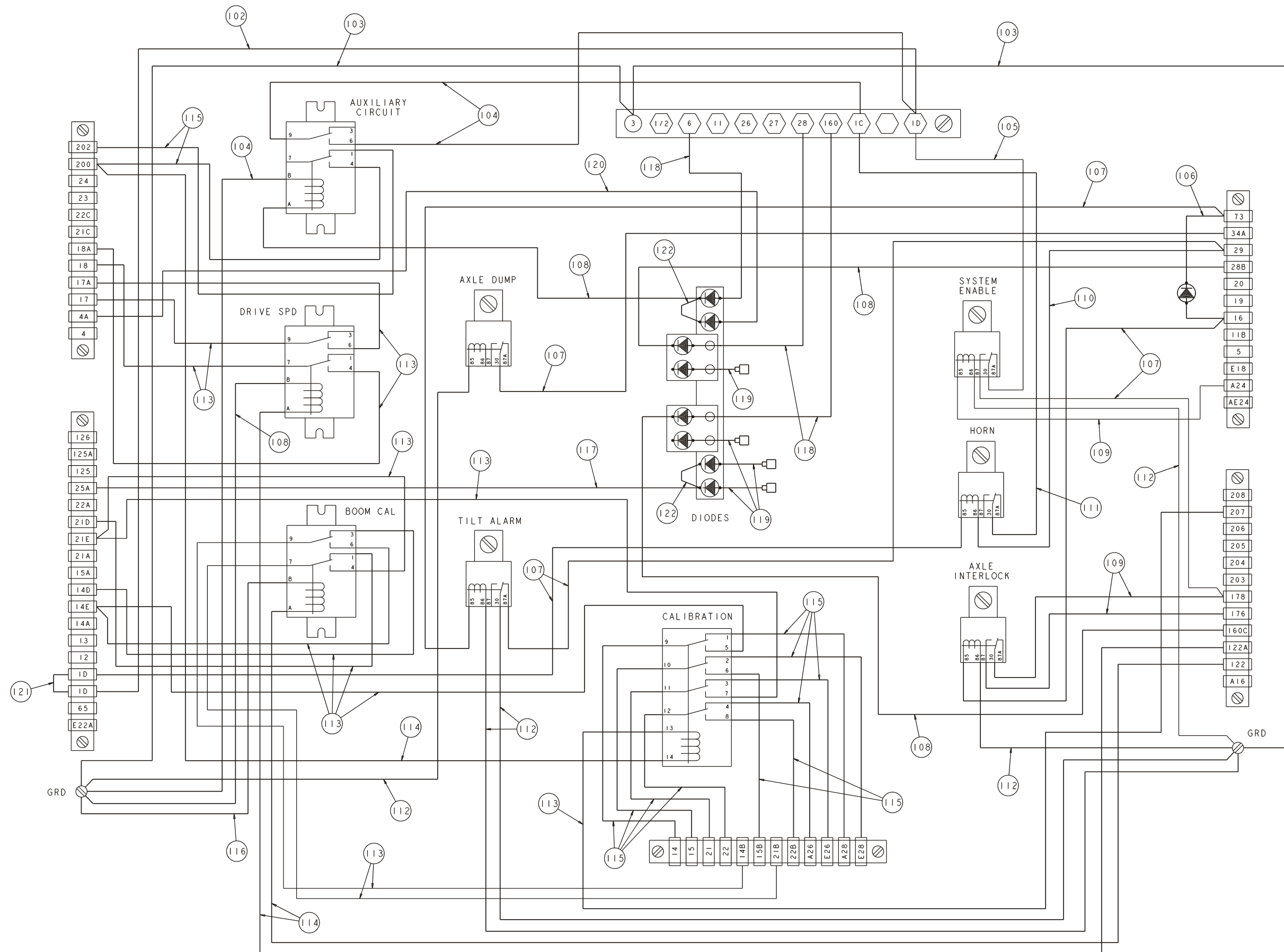
E

D

C

B

A



Lower Control Box – TB120/TB125J

Item	Part No.	Qty.	Description
1	0190931	1	WIRING BOX - DRILLED
2	0191990	1	PANEL SUB ASSY
3	0191992	1	"WIRE ASSY, INTERNAL"
4	0191889	1	WLDMT INSTRUMENT PANEL
5	3030086	2	SONALERTS-
6	0191287	1	PLAC BLANK 1.75 X 2.13 BLACK
7	3030155	1	RESISTOR BRIDGE MODULE
8	3040534	1	CONTROLLER-
9	3020013	1	SW TGL SPST ON OFF SEALED
10	3040535	1	CIRCUIT BREAKER 3AMP-
11	3040252	2	CIRCUIT BREAKER 15 AMP-
12	3040069	1	CIRCUIT BREAKER 25 AMP-
13	0191137	1	PLAC LOWER CONT BOX PRO100/126
14	3070001	1	HOURMETER
15	3020087	1	KEY SWITCH SINGLE CODEM6110-01
16	3020048	2	SW TGL 4PDT (ON/ON)SEALED
17	3020107	1	SW TGL 4PDT(M/ON) SEALED
18	3020081	1	SW TGL DPDT (M/ON) SEALED-
19	3020016	1	SW TGL SPDT (M/OFF/M)
20	3020018	4	SW TGL DPDT (M/OFF/M)
21	3020020	1	SW EMER STOP PUSH/PULL
22	3040185	2	CONTACT BLOCK
23	3020108	1	MODULE EMER STOP SWITCH LIGHT-
24	3040298	1	CONN .75 .75 -.875
25	3040110	3	NUT LKG .750 HUB
26	3040070	2	NUT LKG .500 HUB
27	3040295	2	CONN .75 .625-.75
28	3040115	1	CONN .500 .375-.500
29	0070967	1	CORROSION INHIBITOR STICK-BACK
30	7630140	1	FILTER MINDER GAUGE-ENGINEERED
31	3070003	1	AMMETER-STEWART WARNER
33	0191892	1	PLAC ENG PROTECTION SYS
34	5093008	1	CLP CUSH 1.06
36	3040777	1	"KNOB, RHEOSTAT"
47	3070040	1	GAUGE TEMP
49	0070747	4	WIRE 16 R6I R6I 3
50	0191993	2	SPCR .25 OD X.140 ID X .375LG
51	0070746	3	WIRE 16 R6I R6I 9
52	0070730	7	WIRE 16 R6I R6I 5.5-PACKAGE QT
53	0070742	1	WIRE 12 R6I R6I 8-REV K
54	0071541	1	WIRE 12 R6I R10I 14
55	0060373	3	"JUMPER, SWITCH TERMINAL STRAP-"
56	0240483	2	WIRE 16 R6I R10I 8
57	0181104	5	WIRE 12 R6 R6 6
58	0073295	1	WIRE 16 R6I FEM250FI 8
59	0070735	1	WIRE 12 R6I R10I 24
60	0073254	1	WIRE 18 R10I R10I 5 DIO SP-SEE
61	0071589	1	WIRE 12 R6I R8I 7
63	3090020	1FT	TUBE FLEXGARD .750 ID
66	3044146	3	TERM R10I 22/18-
67	3046972	1	TERM FEM188I 22/18
68	0070753	9	WIRE 16 R6I R6I 12
70	0191136	1	COVER
71	5560135	1	STAPLE PLATE
72	0073492	1	DECAL ROTATE WHILE GREASING
73	5037102	1	FTG CONN FEM BHD-2N-4S STL
74	5074401	1	FTG LKNT BHD-4 STL
			Continued on next page...

Lower Control Box – TB120/TB125J

Item	Part No.	Qty.	Description
75	5570001	1	GREASE FTG 1/8-27NPT SRT
76	0070711	2	WIRE 12 R10I R10I 3
77	3040047	6	TERM FEM250FI 22/18
80	3060099	1	EMS WARNING LIGHT ASSY (CLEAR)
81	3060100	1	EMS WARNING LIGHT ASSY (GREEN)
82	3060097	1	EMS WARNING LIGHT ASSY (RED)-Z
83	0071564	3	WIRE 12 R6I R8I 11
84	3044708	1	TERM STRIP (8) #10 STUD
85	0151816	2	WIRE
87	0191166	2	WIRE 10 R10 R10 5
90	0082046	1	ACTUATOR MODULE SUB ASSY
92	0191174	1	PLAC EMS/STATUS/ENVELOPE/WRN
93	3040187	1	CONN .500 .313-.438
96	0191417	1	WIRE 18 SEE DWG
98	0191238	1	DIODE WIRE ASSEMBLY
103	3030122	1	ENG PROTECT MODULE 4-PNT HIGH-
104	0191829	1	EPS WIRE ASSY 100/120/126 CU

F
E
D
C
B
A

NOTE ORIENTATION LIGHTS FACE WIRING BOX DOOR HINGE)

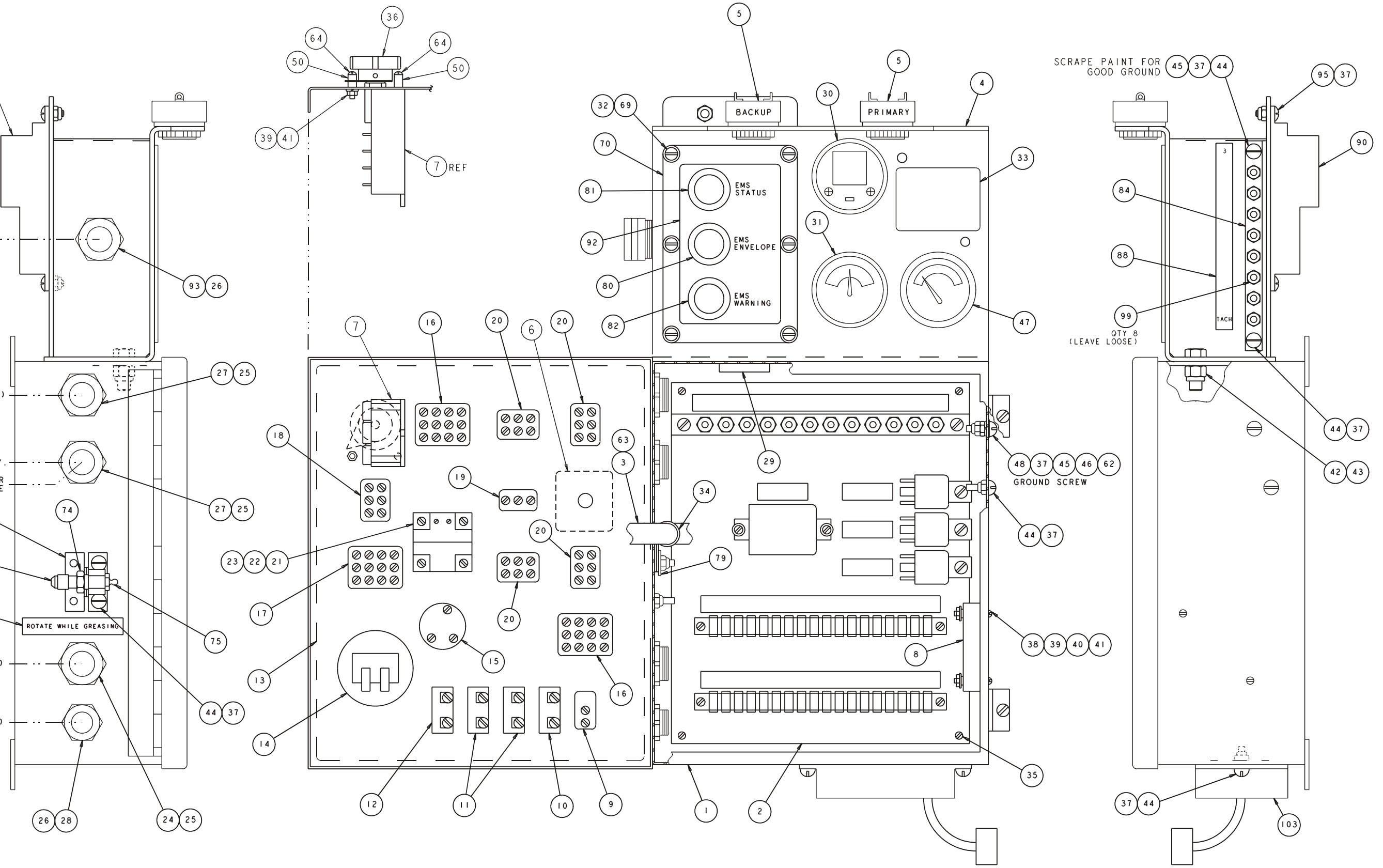
INST PANEL WIRE ASSY

12/8 (TO JUNCTION BOX)

ENGINE WIRE ASSY.
ADDCO ACTUATOR MODULE WIRE

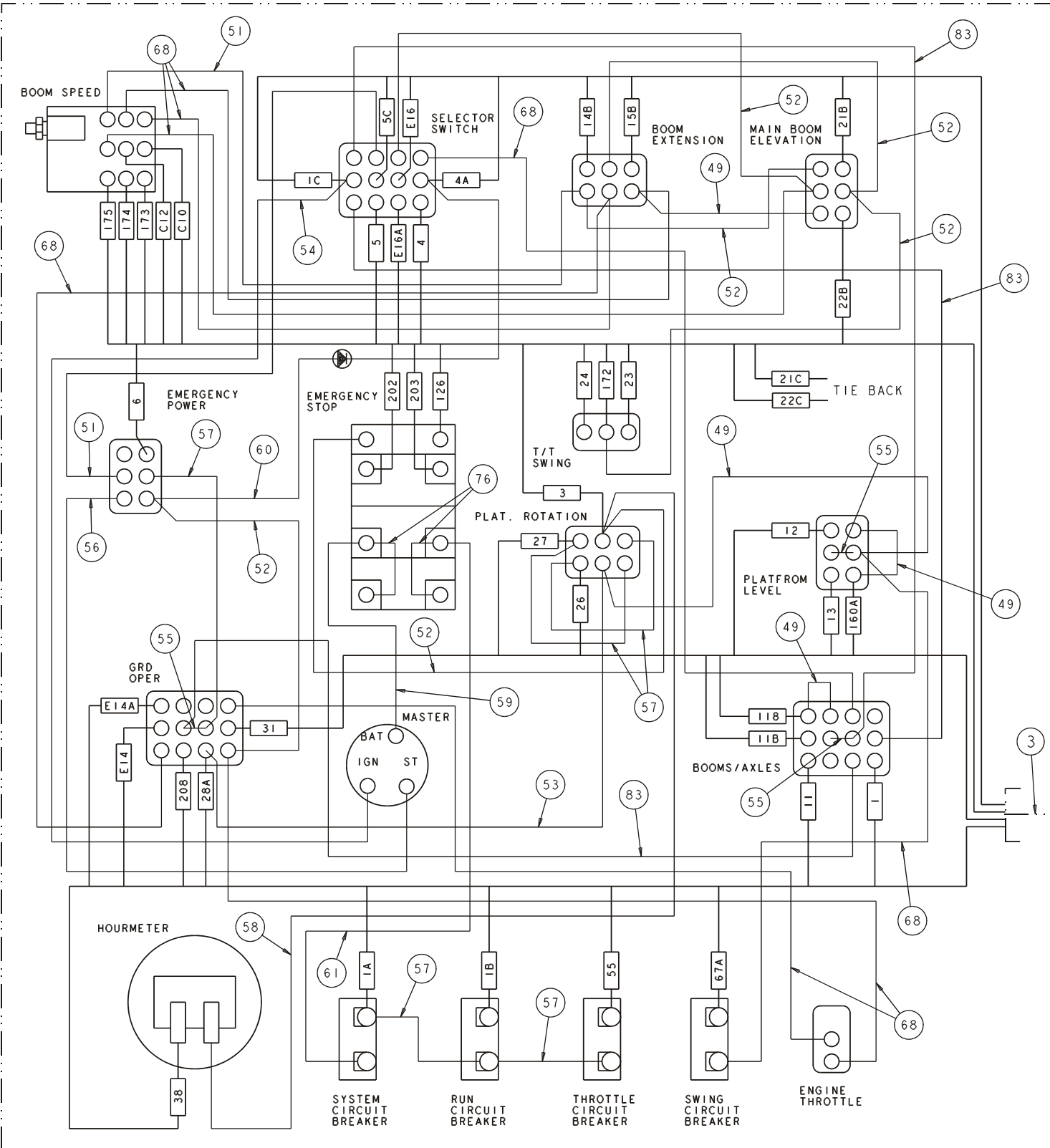
18/15 & 20/4 #1 (TO JUNCTION BOX)

18/15 & 20/4 #2 (TO JUNCTION BOX)



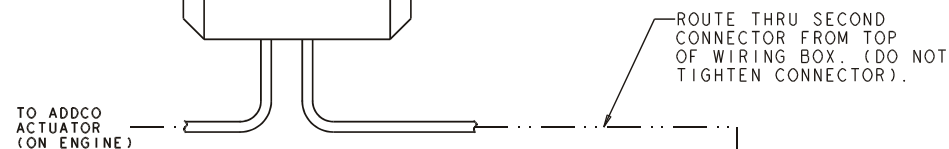
SCRAPE PAINT FOR GOOD GROUND

GROUND CONTROLS

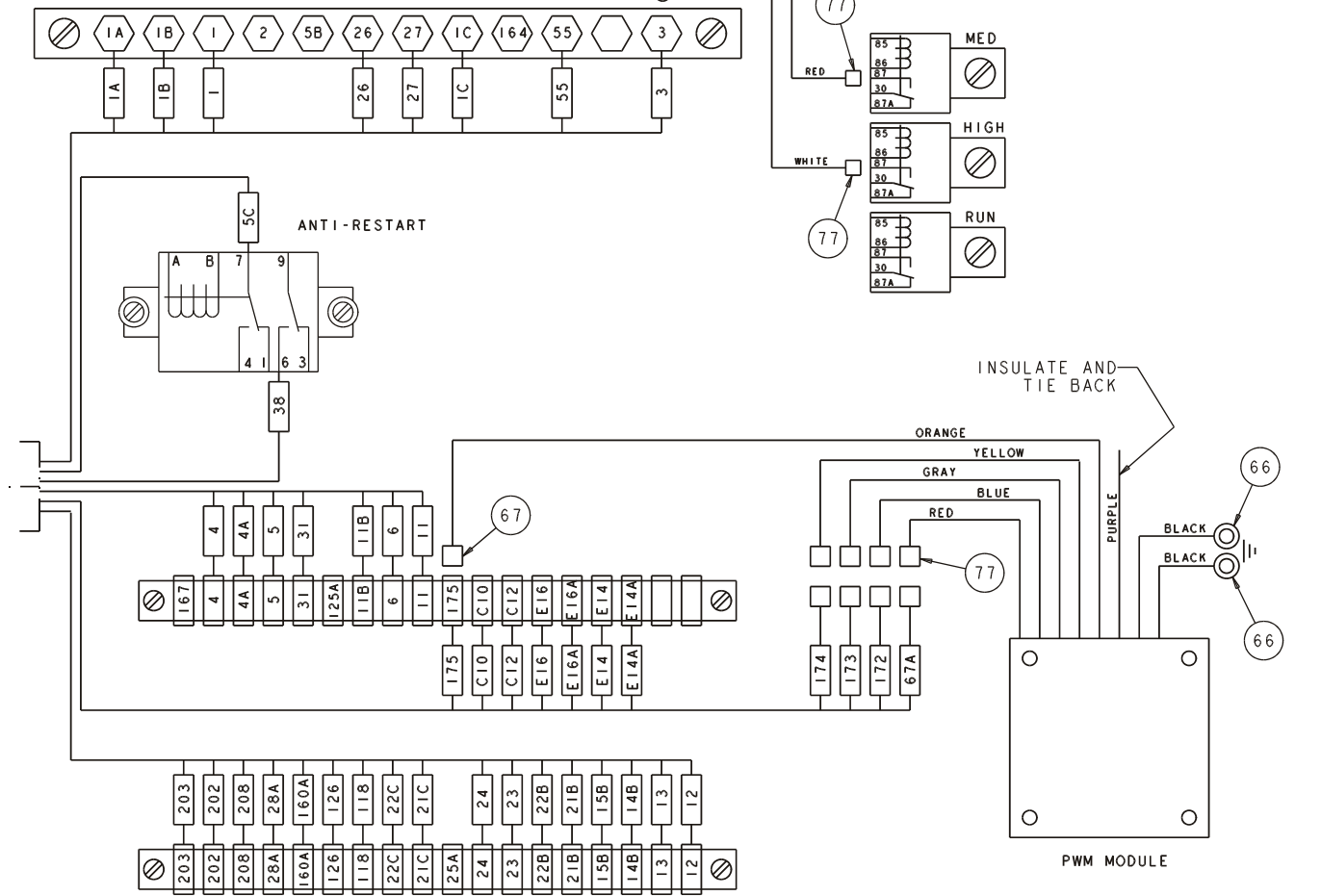


ADDCO ACTUATOR MODULE (ON BACK OF INST. PANEL)

SEE SHEET 3 FOR ADDITIONAL INSTRUMENT PANEL WIRING

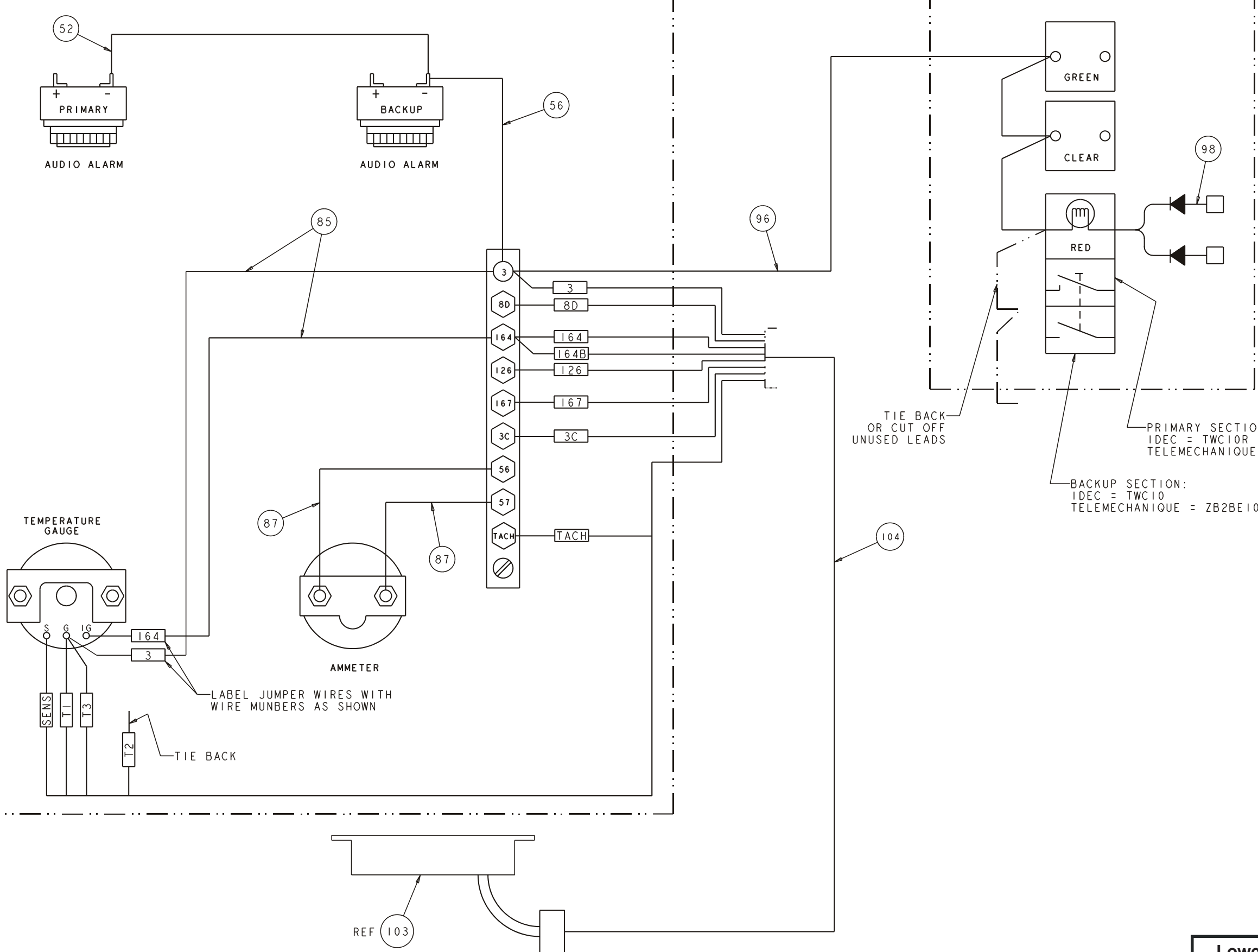


WIRING BOX



INSTRUMENT PANEL

EMS LIGHT PANEL



TIE BACK
OR CUT OFF
UNUSED LEADS

PRIMARY SECTION:
IDEC = TWC10R
TELEMECHANIQUE = ZB2BE201

BACKUP SECTION:
IDEC = TWC10
TELEMECHANIQUE = ZB2BE101

LABEL JUMPER WIRES WITH
WIRE NUMBERS AS SHOWN

Lower Control Box
TB120/TB125J

F
E
D
C
B
A

1 2 3 4 5 6 7 8 9

Upper Control Box – TB120/TB125J

Item	Part No.	Qty.	Description
1	0191147	1	WLDMT PLATF CONT BOX PRO126
2	3040492	1	CONTROLLER- DRIVE/STEER
3	3040568	1	CONTROLLER LIFT/SWING-
4	3040526	1	CONTROLLER SINGLE AXIS
5	0191138	1	PLAC PLATF CONT BOX TOP-PRO126
6	0192119	1	"PLAC, EMS PLAT OPER"
7	0073781	1	WIRE 16 R10I R6I 6
8	7190001	78IN	GASKET WEATHERPROOF 6.00LG-1/8
9	3020018	2	SW TGL DPDT (M/OFF/M)
10	3044142	2	TERM R6I 22/18-PN18-6R-C
11	3020020	1	SW EMER STOP PUSH/PULL
12	3020108	1	MODULE EMER STOP SWITCH LIGHT-
13	3040185	1	CONTACT BLOCK
14	3020013	2	SW TGL SPST ON OFF SEALED
15	3060069	1	LIGHT INDICATING 12V RED
16	0151910	2	WIRE 16 R6 R10 14
17	0192008	1	WIRE 18 SEE DWG
18	3040469	1	RELAY SPDT 12V 30AMP
19	0191156	1	WIRE 12 R10 R10 24
20	3040057	2	TERMINAL STRIP 18 CIRCUIT-VERN
21	560767	1	WIRE 16 FKF6 FK6 5.5
22	0070967	1	CORROSION INHIBITOR STICK-BACK
23	3040295	1	CONN .75 .625-.75
24	3040110	5	NUT LKG .750 HUB
25	0190992	2	DECAL EMER BLEED DOWN
26	0191150	1	PLAC PLATF CONT BOX FRONT
27	3026027	1	SW PUSH BUTTON-
28	7140092	1	SEAL KIT
29	3040535	2	CIRCUIT BREAKER 3AMP-
30	3040068	1	CIRCUIT BREAKER 20 AMP-
31	480652	1	"ALARM,97DBA DUAL TONE 12/24V-"
32	3020090	1	SW ANTI-RESTART IGNITION-
33	0323899	1	DECAL DNGR ELEC HAZARD
34	0190994	1	DECAL DNGR MNL EMER BL DN
35	3020080	3	SW TGL SPDT (M/NONE/ON) SEALED
36	0191238	1	DIODE WIRE ASSEMBLY
37	5093004	1	CLP CUSH
38	5569711	1	GROMMET .438ID .938OD .125-AN
39	3044708	2	TERM STRIP (8) #10 STUD
40	3030086	2	SONALERTS-
41	0192007	1	"DECAL SET, PLAT BOX"
43	5093009	1	CLP CUS 1.12-
44	0070732	1	WIRE 12 R10I R10I 10
45	0192095	2	"RESISTOR WIRE ASSY, 510 OHM"
47	3060100	1	EMS WARNING LIGHT ASSY (GREEN)
57	0192006	1	"INTERNAL WIRE ASSY, PLAT BOX"
58	0181074	1	WIRE 16 SPECIAL (SEE DWG)
59	0070747	2	WIRE 16 R6I R6I 3
60	0060373	2	"JUMPER, SWITCH TERMINAL STRAP-"
61	0070730	1	WIRE 16 R6I R6I 5.5-PACKAGE QT
62	0070746	1	WIRE 16 R6I R6I 9
63	0191288	1	PLAC BLANK 2.50 X 4.63 BLACK
64	0152126	1	WIRE 16 R10 FEM250 24
65	3046972	1	TERM FEM188I 22/18
66	0191154	1	WIRE 16 FEM188 FEM250 12
67	3040015	2	PLUG HOLE .500-
69	0152123	2	WIRE 16 R10 FEM250 17
			Continued on next page...

Upper Control Box – TB120/TB125J

Item	Part No.	Qty.	Description
70	3040301	2	PLUG HOLE .875-
71	0070713	2	WIRE 18 R10I FEM188I 10
72	3061815	1	LIGHT BULB-
73	0181104	2	WIRE 12 R6 R6 6
74	0073542	1	WIRE 16 R6 FEM188I 24
75	0070712	2	WIRE 12 R10I R10I 5
76	0070711	1	WIRE 12 R10I R10I 3
78	0240483	2	WIRE 16 R6I R10I 8
79	0091202	1	WIRE 16 R8I FEM250FI 10
80	0071590	1	WIRE 18 R6I R10I 7
81	0071538	1	WIRE 18 R6I FEM188I 22
82	0071558	1	WIRE 16 R6I R6I 30
84	0170519	1	WIRE 16 R10I R6I 8
85	0071517	2	WIRE 18 R6I FEM188I 13
89	0151815	1	WIRE 16 R10I R10I 12
91	3060099	1	EMS WARNING LIGHT ASSY (CLEAR)
92	3060097	1	EMS WARNING LIGHT ASSY (RED)-Z
95	0150530	1	WIRE 12 R6I R10I 5
97	3040116	4	CONN .75 .500-.625

F

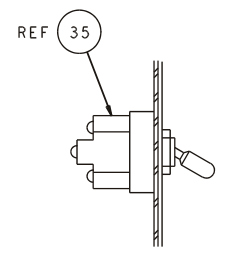
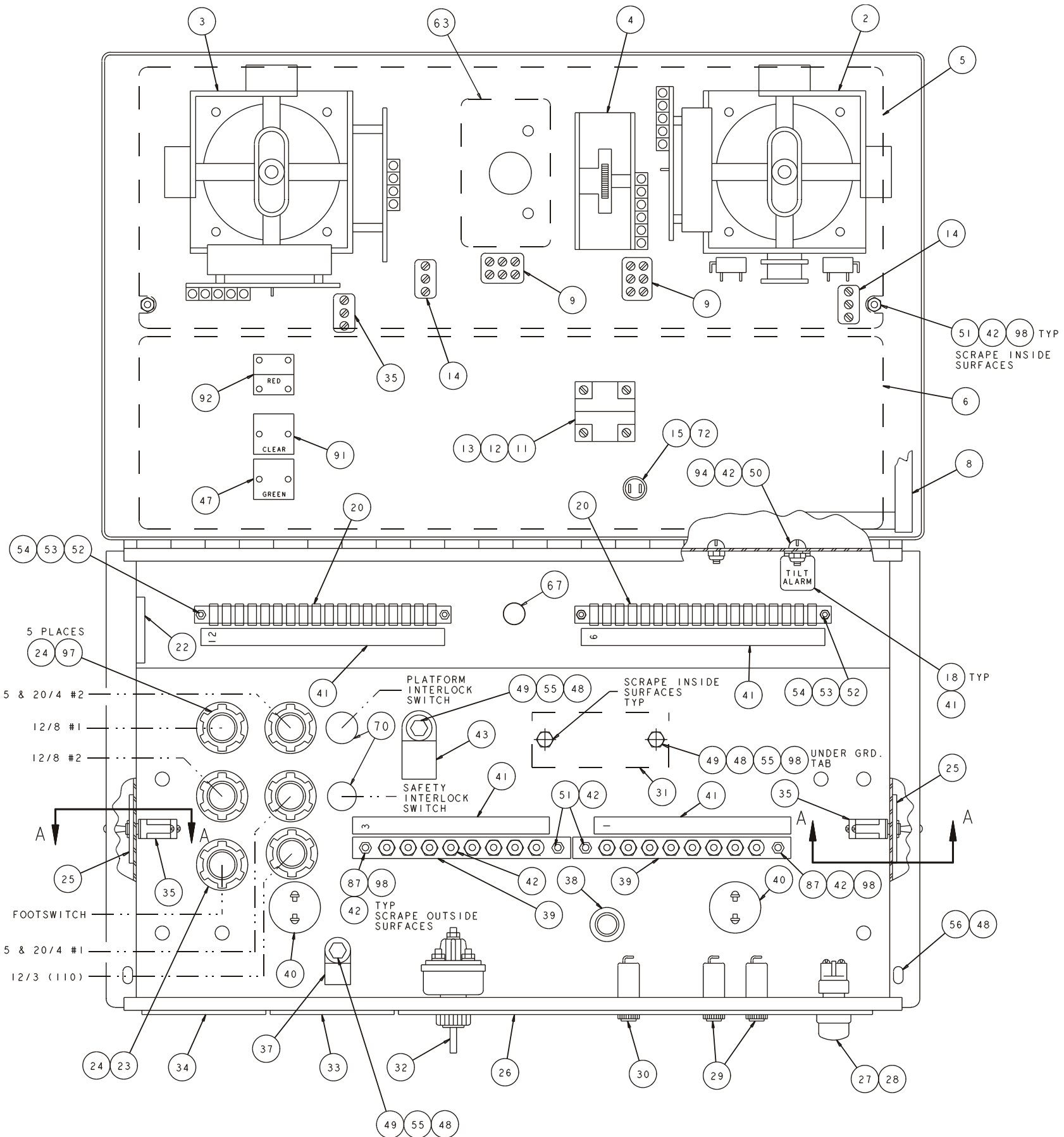
E

D

C

B

A



SECTION A-A

51 42 98 TYP
SCRAPE INSIDE SURFACES

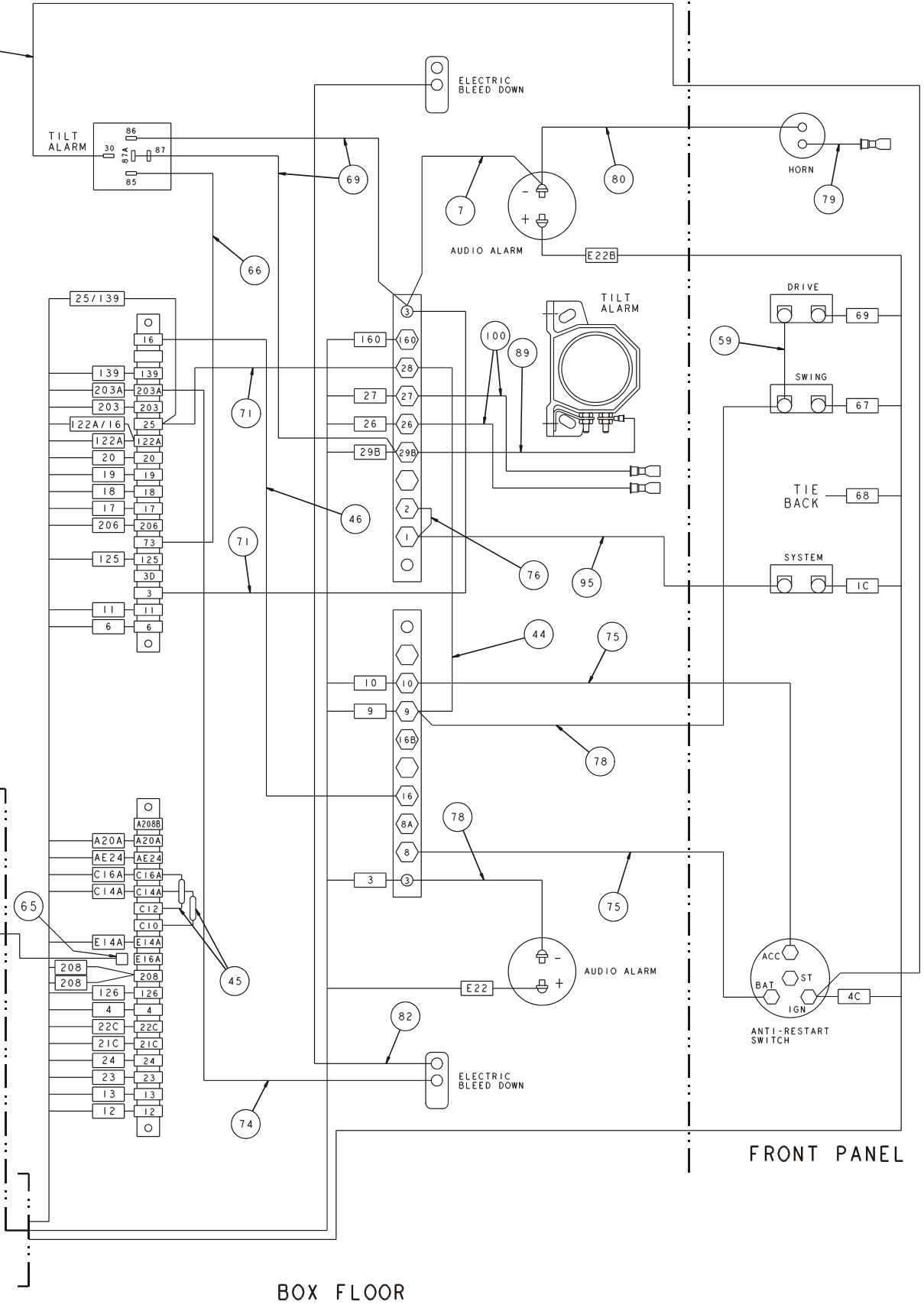
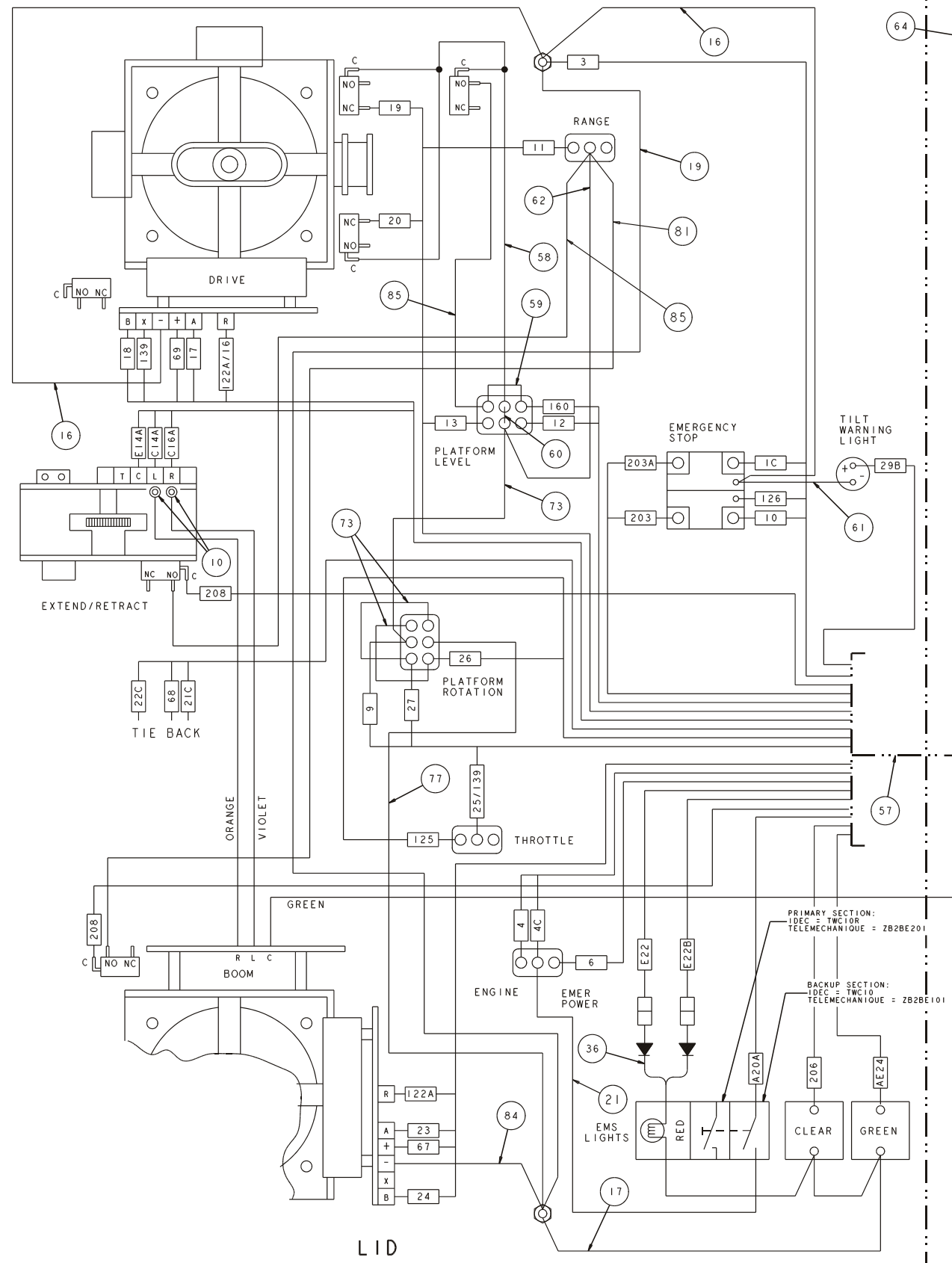
5 PLACES
24 97

18/15 & 20/4 #2
12/8 #1
12/8 #2

FOOTSWITCH

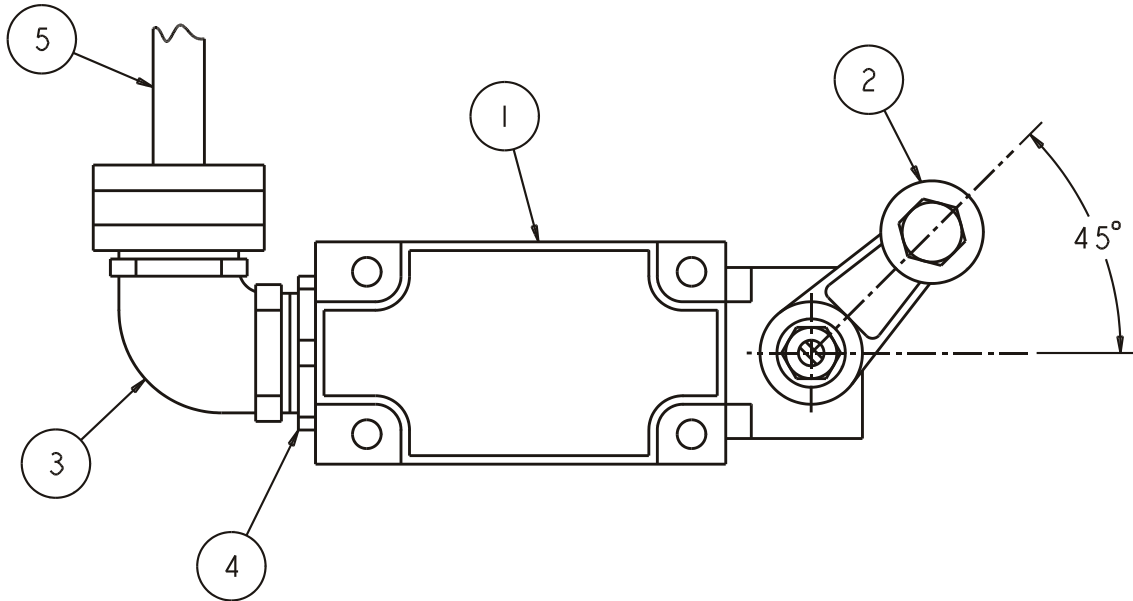
18/15 & 20/4 #1
12/3 (110)

F
E
D
C
B
A

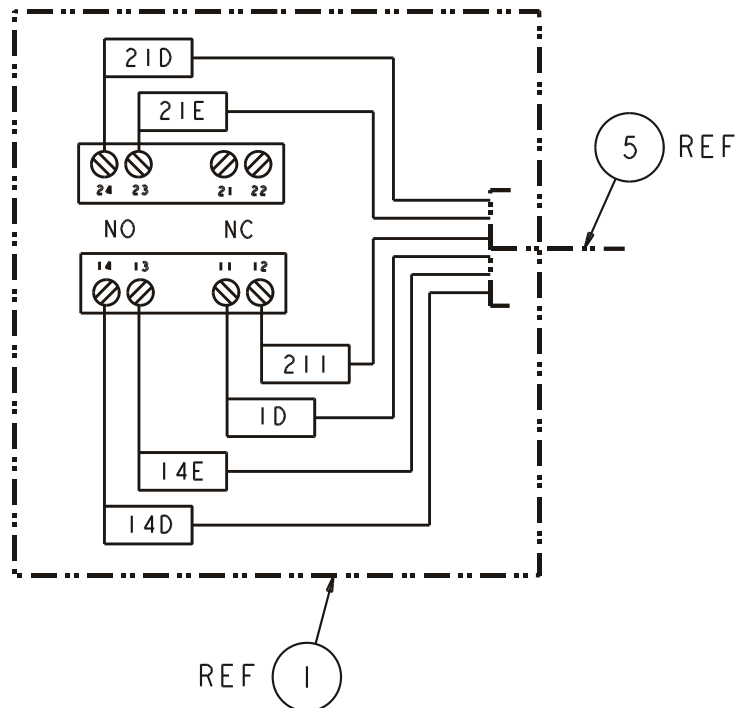


Boom Calibration Switch

Item	Part No.	Qty.	Description
1	3020059	1	SWITCH
2	3020072	1	ROLLER LEVER
3	3040358	1	CONN 90 .500 .25-.375
4	3040070	1	NUT LKG .500 HUB
5	0192038	1	WIRE ASSY, BOOM CALIB SW

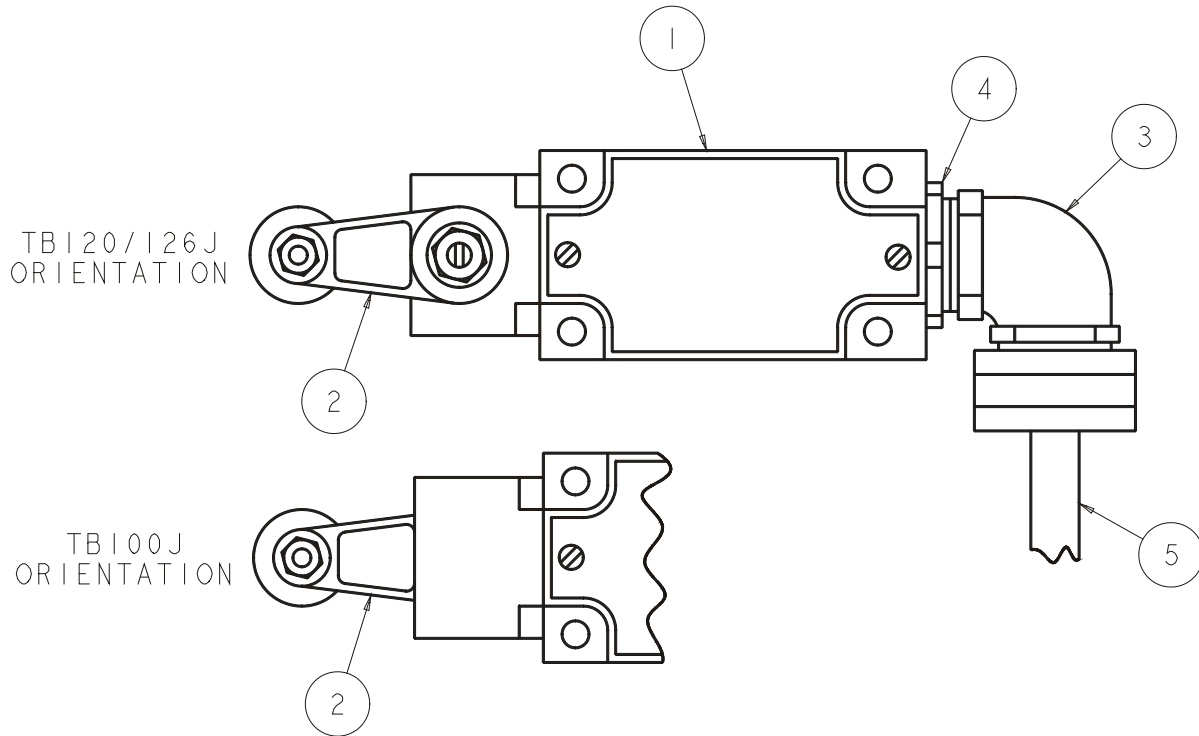


WIRING SCHEMATIC

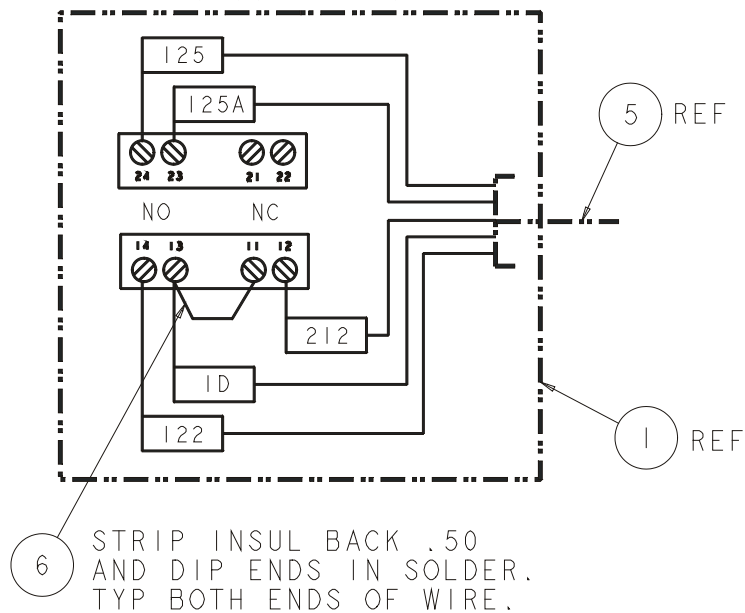


Boom Speed Switch

Item	Part No.	Qty.	Description
1	3020059	1.00	SWITCH
2	3020123	1.00	ROLLER LEVER
4	3040070	1.00	NUT LKG .500 HUB
5	0191431	1.00	WIRE ASSY-BOOM SPEED PRO-100
6	3040711	1.00	CONN 90 .500 .375-.500

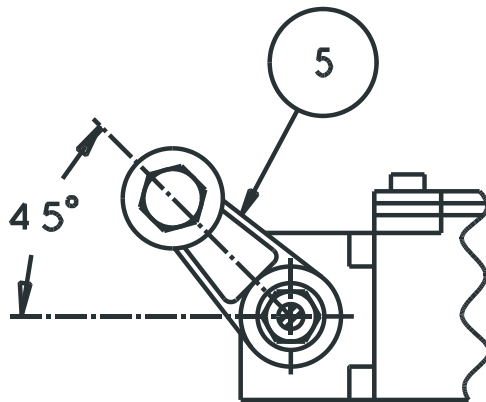
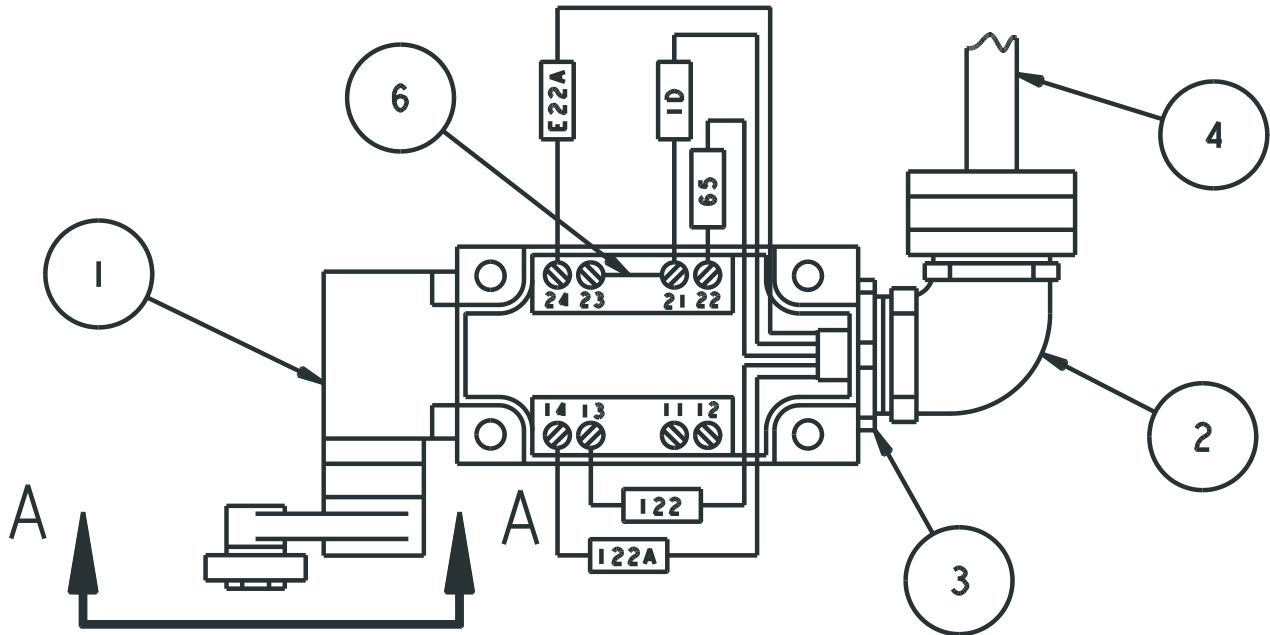


WIRING SCHEMATIC



Drive Speed Cut-Out Switch

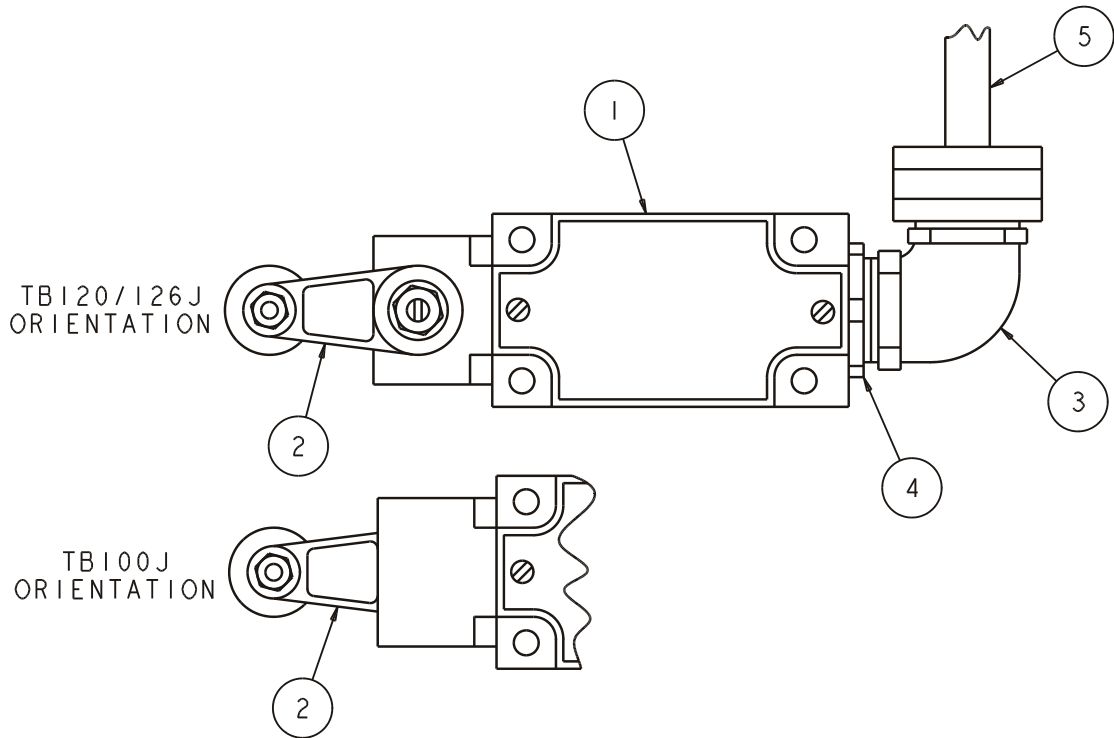
Item	Part No.	Qty.	Description
1	3020059	1	SWITCH
2	3040711	1	CONN 90 .500 .375-.500
3	3040070	1	NUT LKG .500 HUB
4	0190987	1	WIRE ASSEMBLY
5	3020072	1	ROLLER LEVER



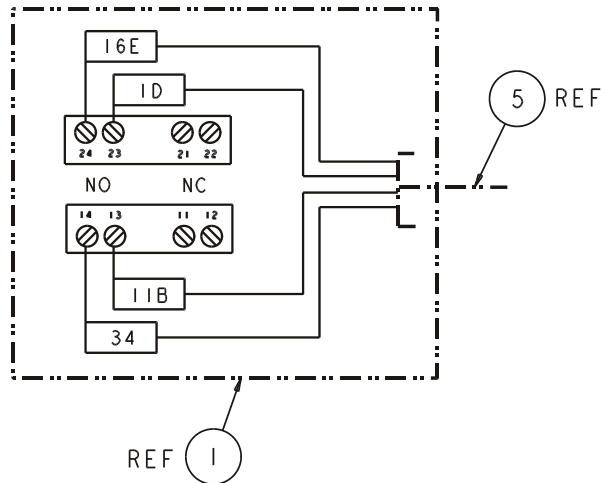
VIEW A - A

Extend Cut-Out Switch

Item	Part No.	Qty.	Description
1	3020059	1	SWITCH
2	3020072	1	ROLLER LEVER
3	3040358	1	CONN 90 .500 .25-.375
4	3040070	1	NUT LKG .500 HUB
5	0191430	1	WIRE ASSY-EXT CUT OUT PRO-100



WIRING SCHEMATIC

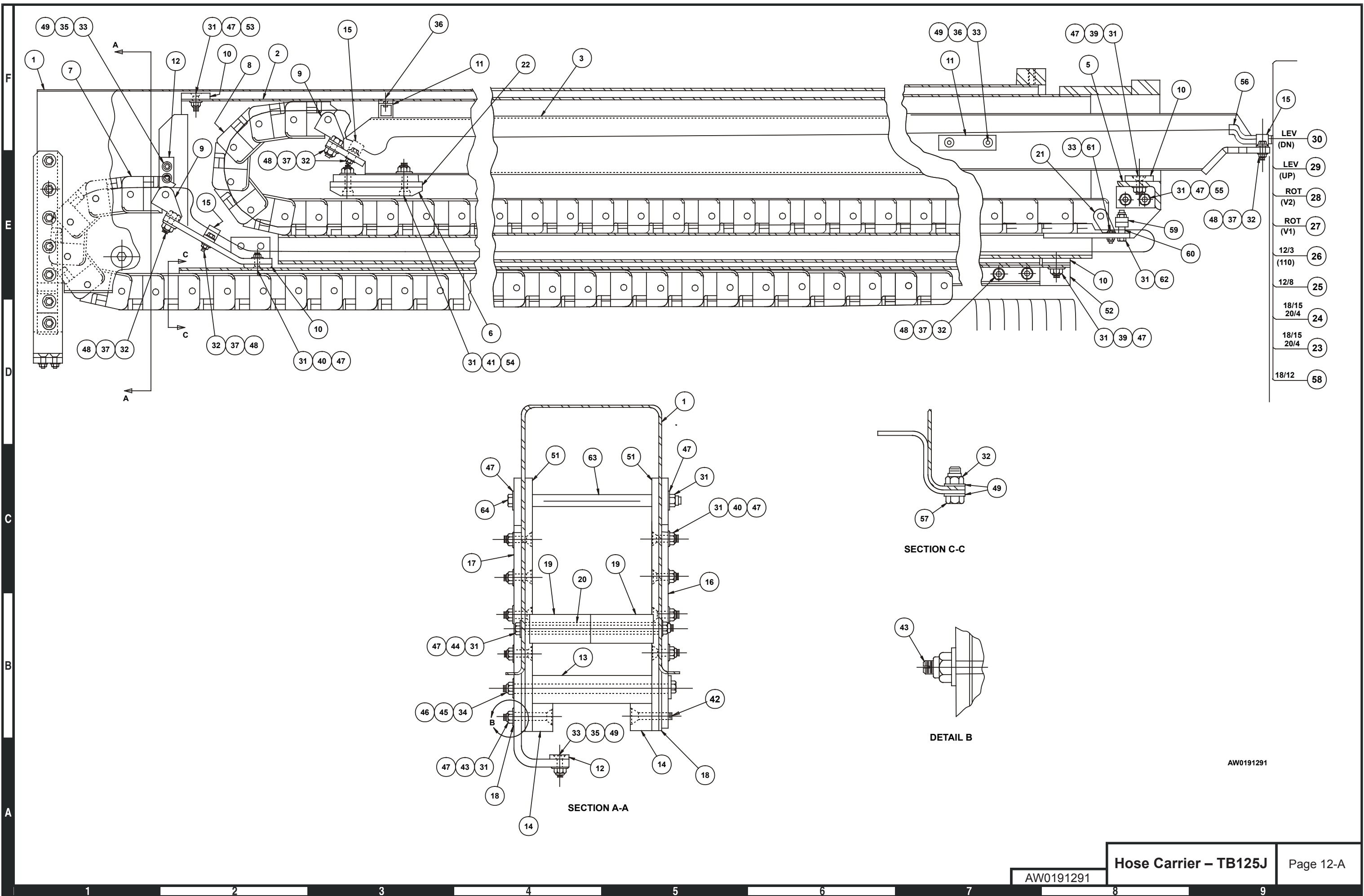


Hose Carrier – TB125J

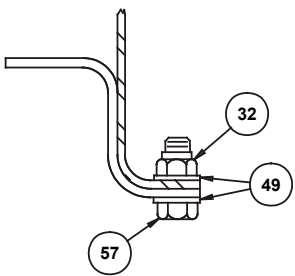
Item	Part No.	Qty.	Description
	0191081	1	Hose carrier
1	0190740	1	Outer cover
2	0190747	1	Inner cover
3	0190734	1	Tube
4	0191609	1	Capscrew 3/8-16 x 8-3/4 inch long hex head grade 5
5	0190735	1	Slide pad bracket
6	0190631	1	Slide pad
7	9920017	132	Plastic track link
8	9920017	135	Plastic track link
9	9920018	2	End bracket
10	0080293	4	Slide pad
11	0101379	3	Slide pad
12	0060089	3	Slide pad
13	0110841	1	Slide pad
14	0110842	2	Slide pad
15	5093012	3	Clamp
16	0191597	1	Bar, inside mounting
17	0191599	1	Mounting bracket
18	0190756	2	Shim
19	0181270	2	Roller
20	0110227	1	Spacer
21	0190736	1	End bracket
22	0190633	1	Spacer
23	3010014	1	Conductor, shielded 184-1/2 feet long
24	3010014	1	Conductor, shielded 184-1/2 feet long
25	3010006	1	Power wire, 12 gauge/8 conductor x 184-6 feet long - (terminals not included)
	3044854		Replacement terminal
26	0191336	1	Wire 12 gauge/3 conductor x 175-1/2 feet long
27	0192209	1	5/16 inch hydraulic hose
28	0192209	1	5/16 inch hydraulic hose
29	0191130	1	3/16 inch hydraulic hose
30	0191130	1	3/16 inch hydraulic hose
31	5560033	31	Nut 3/8-16 self locking
32	5560031	25	Nut 5/16-18 self locking
33	5560004	10	Nut 1/4-20 self locking
34	5560039	1	Nut 1/2-13 self locking
35	970049	6	Capscrew 1/4-20 x 1 inch long hex head grade 5
36	970029	6	Capscrew 1/4-20 x 3/4 inch long hex head grade 5
37	970259	13	Capscrew 5/16-18 x 1 inch long hex head grade 5
38	970469	3	Capscrew 3/8-16 x 1 inch long hex head grade 5
39	970479	6	Capscrew 3/8-16 x 1-1/4 inch long hex head grade 5
40	978409	11	Capscrew 3/8-16 x 1-1/2 inch long socket flat head
41	5560645	1	Capscrew 3/8-16 x 5-1/2 inch long hex head grade 5
42	972509	1	Capscrew 3/8-16 x 2 inch long socket flat head
43	5560682	1	Capscrew 3/8-16 x 2-1/2 inch long socket flat head
44	970639	1	Capscrew 3/8-16 x 8 inch long hex head grade 5
45	5569861	1	Capscrew 1/2-13 x 9 inch long hex head grade 5
46	986359	2	Washer 1/2 medium flat
47	986299	41	Washer 3/8 medium flat
48	986269	22	Washer 5/16 medium flat
49	986019	34	Washer 1/4 medium flat
50	987119	3	Washer 3/8 medium lock
			Continued on next page...

Hose Carrier – TB125J

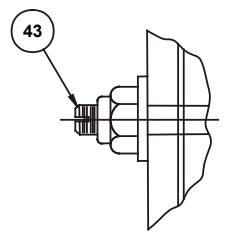
Item	Part No.	Qty.	Description
51	0191598	2	Bar
52	0190859	1	Channel
53	972469	3	Capscrew 3/8-16 x 1 inch long socket flat head
54	972509	4	Capscrew 3/8-16 x 2 inch long socket flat head
55	970479	4	Capscrew 3/8-16 x 1-1/4 inch long hex head grade 5
56	5090034	1	Hose guard x 48 inch long
57	970239	12	Capscrew 5/16-18 x 3/4 inch long hex head grade 5
58	3010009	1	Control wire #1, 18 gauge/19 conductor x 184-6 feet long - (terminals not included)
	3046972		Replacement terminal
59	0110590	1	Tube clamp, upper
60	0150586	2	Spacer
61	970049	2	Capscrew 1/4-20 x 1 inch long hex head grade 5
62	970529	2	Capscrew 3/8-16 x 2-1/2 inch long hex head grade 5
63	0191596	2	Spacer



- LEV (DN) 30
- LEV (UP) 29
- ROT (V2) 28
- ROT (V1) 27
- 12/3 (110) 26
- 12/8 25
- 18/15 20/4 24
- 18/15 20/4 23
- 18/12 58



SECTION C-C



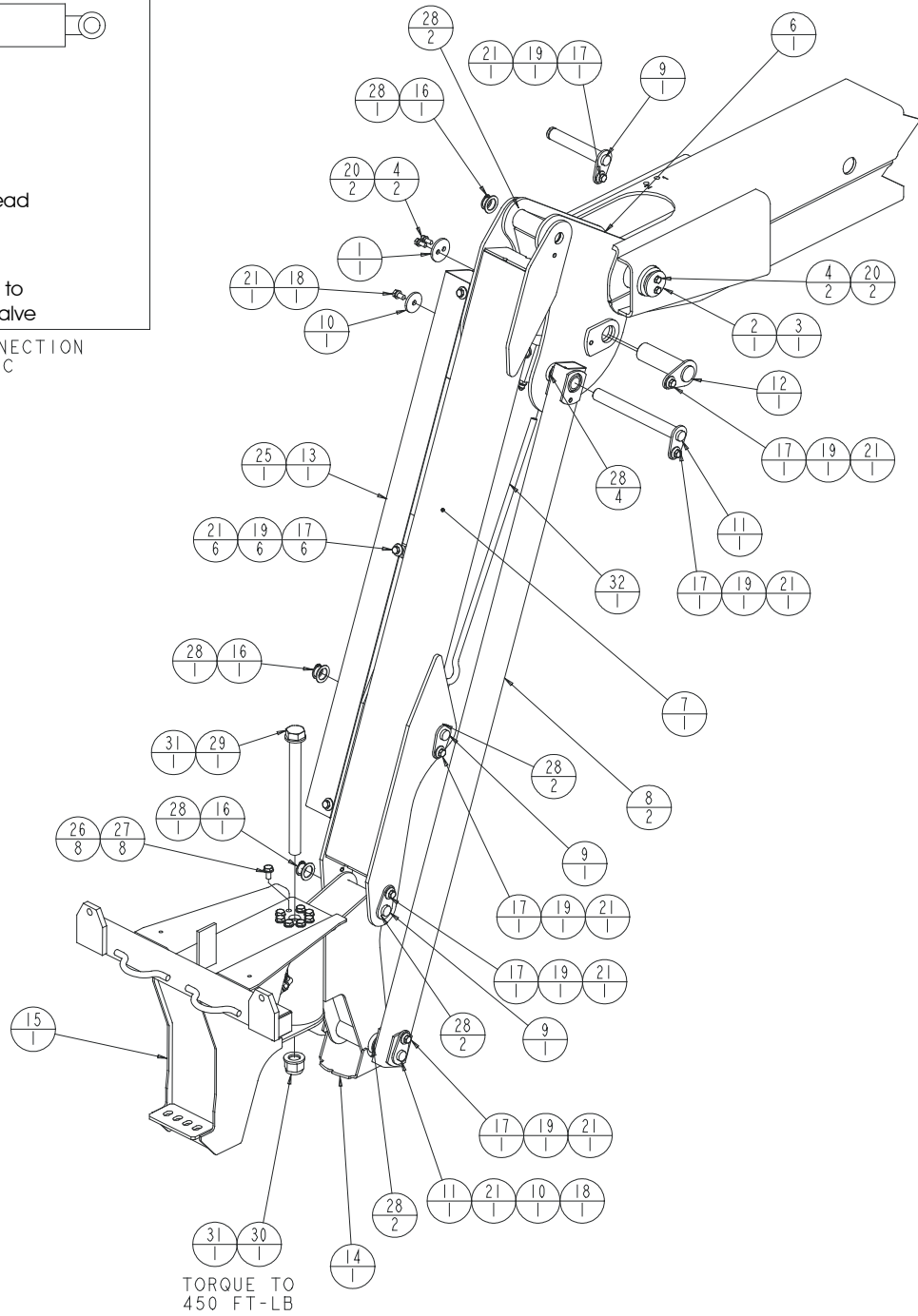
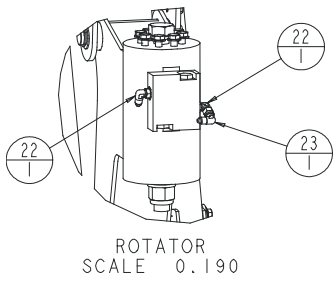
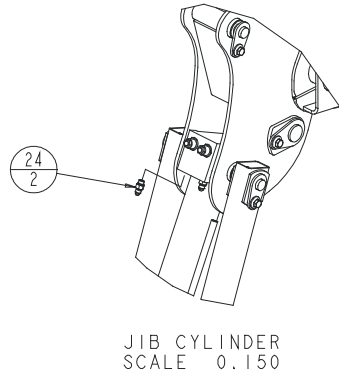
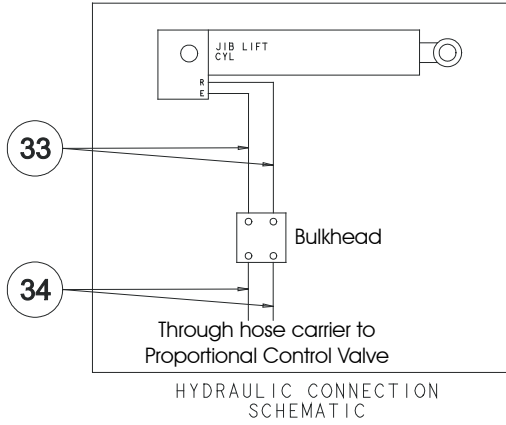
DETAIL B

AW0191291

Jib and Hydraulic Hoses – TB125J

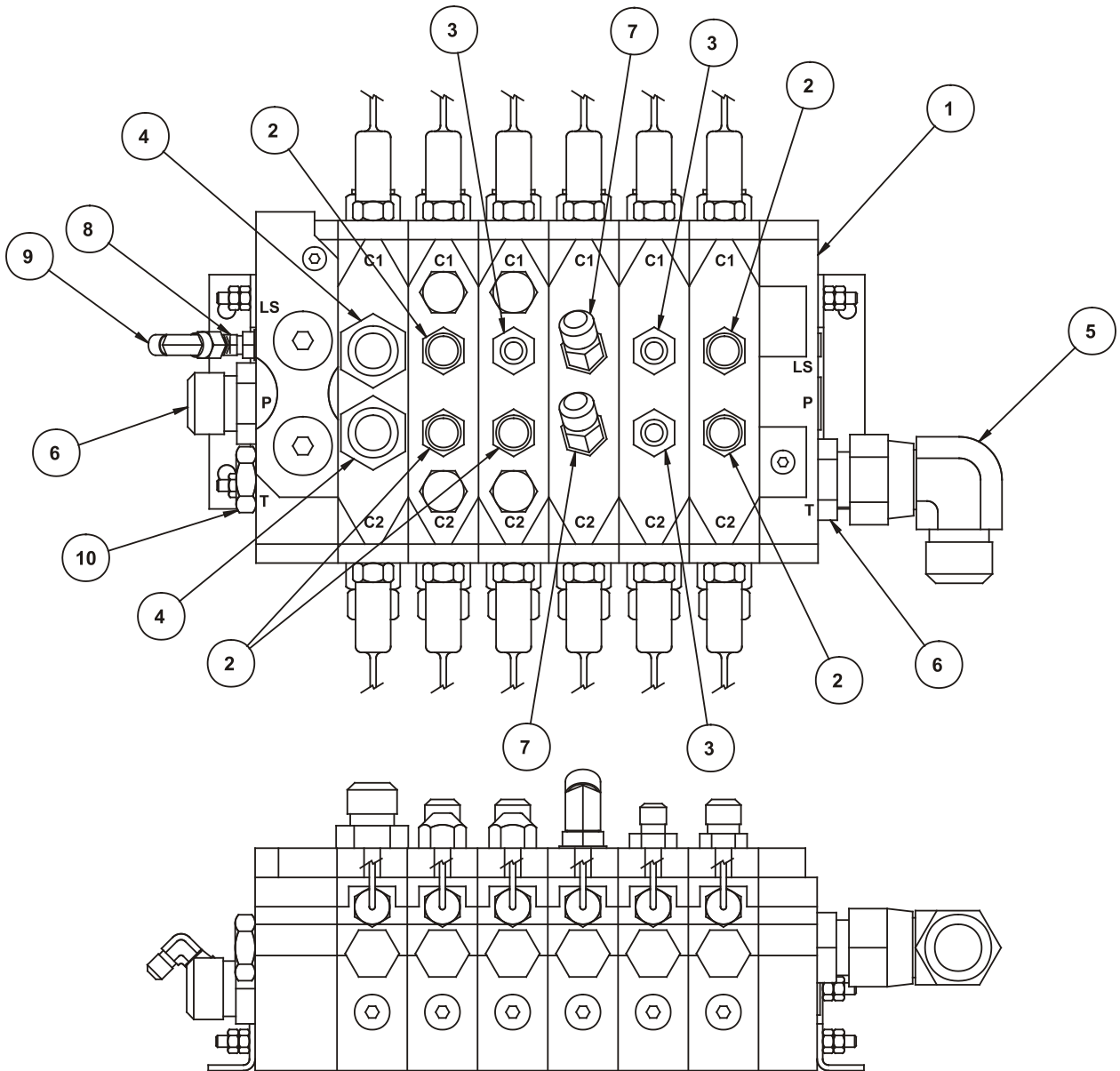
Item	Part No.	Qty.	Description
1	0070033	1	PIN LOCK-2 X 7 GA FLATWASHER - 2 HOLES Z/P
2	0070132	1	PIN LOCK-2-1/4 X 3/16 F/W - 2 HOLES Z/Y
3	0070446	1	PIN LIFT CYL TO BASEBOOM-REV C
4	0070473	4	BLT .313-18 0.75 GR5 DRILLED HEAD
6	0172187	1	WLDMT, JIB INNER QUADRANT
7	0172195	1	WLDMT, UPPER JIB ARM
8	0172199	2	WLDMT, LOWER JIB STRUT
9	0172213	3	WLDMT, PIN 1.0 DIA X 5.79 GRIP
10	0172214	2	END CAP 1.0 DIA PIN
11	0172216	2	WLDMT, PIN 1.0 DIA X 9.43 GRIP
12	0172228	1	WLDMT,PIN 1.50 DIA X 4.88 GRIP
13	0172231	1	COVER, HOSE 5' JIB
14	0172233	1	WLDMT, ROTATOR
15	0172307	1	WLDMT, BASKET MTG BRKT
16	300542	3	SNAP RING 1.00 ID HEAVY DUTY
17	970439	12	BLT .375-16 .625
18	970449	2	BLT .375-16 .750 GR5
19	986299	12	WSHR FLAT .38
20	987109	4	WSHR LOCK .313
21	987119	14	WSHR LOCK .375
22	5035303	2	FTG ELB90STRTHD-4B-4S STL
23	5037003	1	FTG ELB90SWVL-4S-4S STL
24	5065703	2	FTG ADPTR STRTHD-4B-4S STL
25	5560083	2 ft	HOSE GUIDE .125 RUBBER EDGE
26	5560222	8	WASHER HARD FLAT .375 SP
27	5560625	8	BLT 10MM 1.50P 20MM
28	5560689	15	BSHG MCHRY 1.00ID 1.50OD 14GA
29	5569989	1	BLT HEXHD M24-3.0X280MM GR8.8
30	5569990	1	NUT LKG M24-3.0P
31	5569991	2	WSHR HARD FLAT M24
32	6047114	1	CYL, 31.53LG X 24.45ST X 2.50BR
33	0070772	2	HOSE-4-4S-4S 54 100R1—4 JIC 3 7 DEG. SWIVEL BOTH ENDS-REV.B
34	0192209	2	5/16 INCH HYDRAULIC HOSE

Jib and Hydraulic Hoses – TB125J



Control Valve, Proportional – TB125J

Item	Part No.	Qty.	Description
	0191180	1	Control valve, proportional
1	6010842	1	Valve, proportional - (see page 14-1 for parts breakdown)
2	5065709	5	Straight thread adapter
3	5065708	3	Straight thread adapter
4	5065731	2	Straight thread adapter
5	5037010	1	Swivel nut 90° elbow
6	5065719	2	Straight thread adapter
7	5035706	2	Straight thread 45° elbow
8	5035703	1	Straight thread 45° elbow
9	5037003	1	Swivel nut 90° elbow
10	5075208	1	Hex head plug

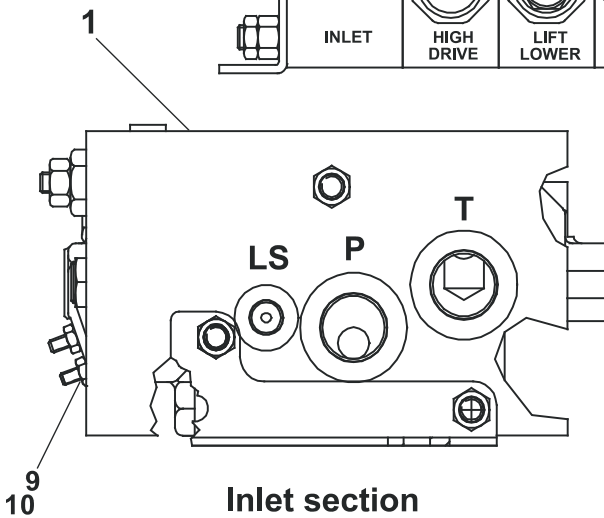
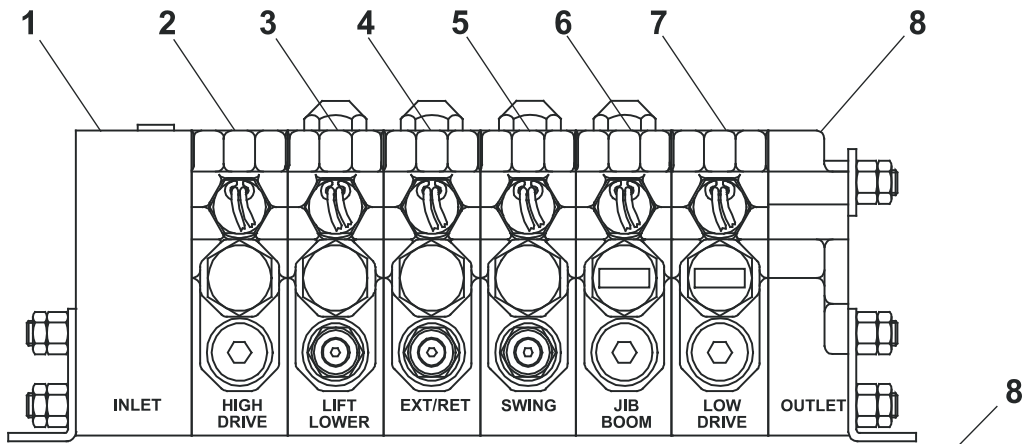
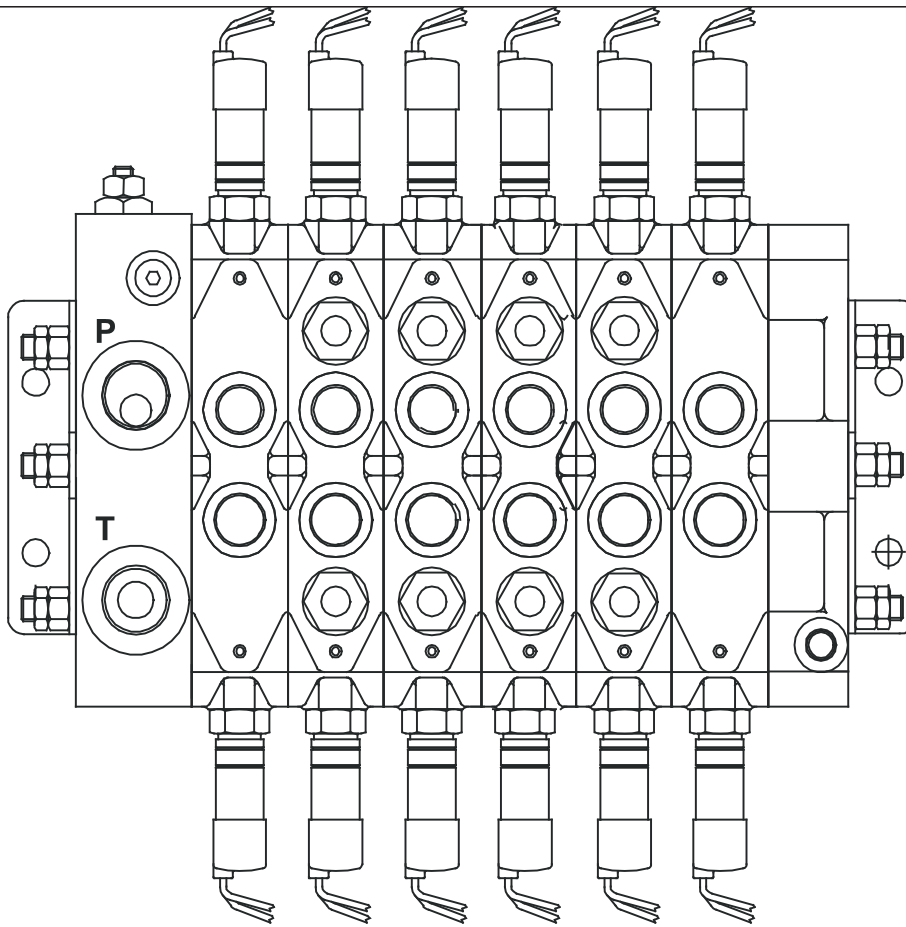


AW0191180

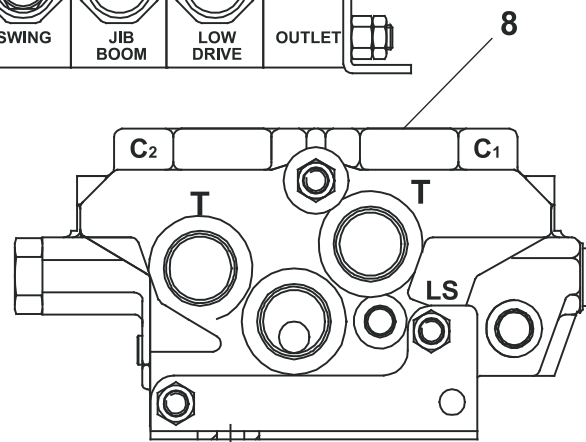
Valve, Proportional – TB125J

Item	Part No.	Qty.	Description
1	6010842	1	Valve, proportional
	8010337	1	Banking kit
	6010860	1	Inlet section
2	8010245	1	O-ring seal kit for valve section
	6010861	1	Drive control valve, high drive
	8010245	1	O-ring seal kit for valve section
3	6010653	2	Solenoid cartridge, 12 volt DC - (black - 33 Hz) (includes cartridge, o-ring and orifice disc - must be installed as complete unit)
	6010867	1	Lift/lower control valve section
	8010245	1	O-ring seal kit for valve section
4	6010653	2	Solenoid cartridge, 12 volt DC - (black - 33 Hz) (includes cartridge, o-ring and orifice disc - must be installed as complete unit)
	6010868	1	Extend/retract control valve section
	8010245	1	O-ring seal kit for valve section
5	6010653	2	Solenoid cartridge, 12 volt DC - (black - 33 Hz) (includes cartridge, o-ring and orifice disc - must be installed as complete unit)
	6010869	1	Swing control valve section
	8010245	1	O-ring seal kit for valve section
6	6010653	2	Solenoid cartridge, 12 volt DC - (black - 33 Hz) (includes cartridge, o-ring and orifice disc - must be installed as complete unit)
	6019137	1	Jib boom control valve section
	8010337	1	Banking kit
7	8010245	1	O-ring seal kit for valve section
	6010653	2	Solenoid cartridge, 12 volt DC - (black - 33 Hz) (includes cartridge, o-ring and orifice disc - must be installed as complete unit)
	6010862	1	Drive control valve, low drive
8	8010245	1	O-ring seal kit for valve section
	6010871	1	Outlet section
9	8010273	2	Nut/washer
10	8010274	2	Set screw

Valve, Proportional – TB125J



Inlet section

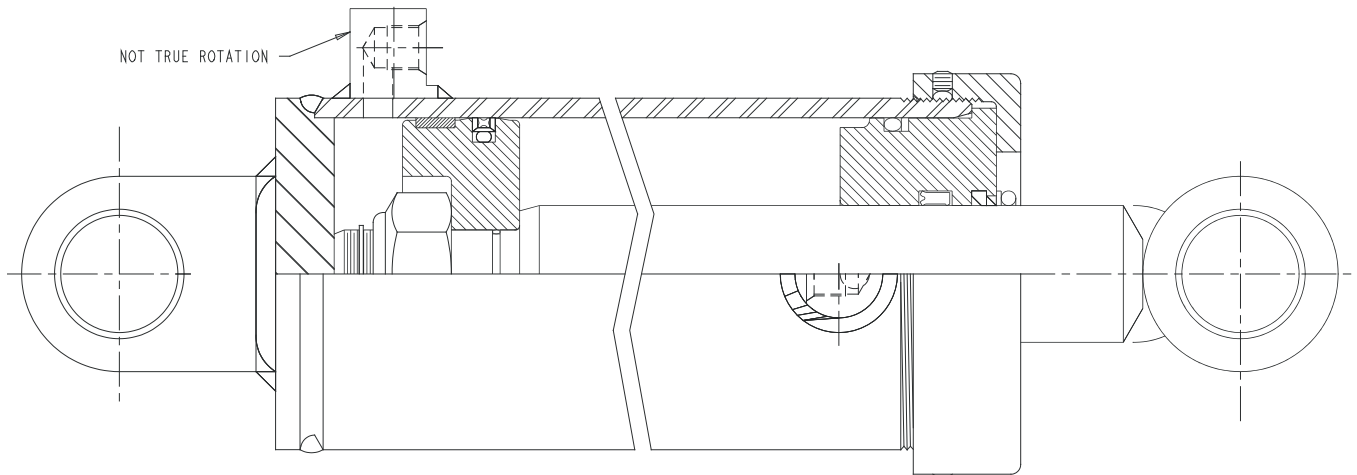


Outlet section

AW6010842

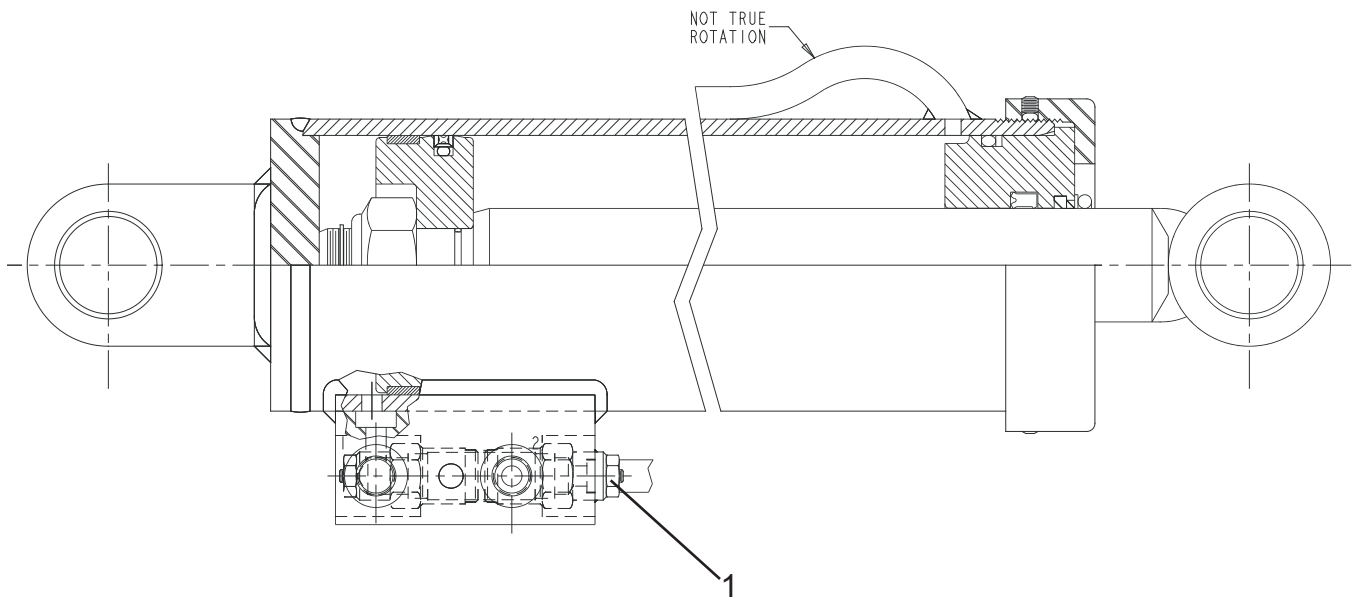
Cylinder, Master Level – Green

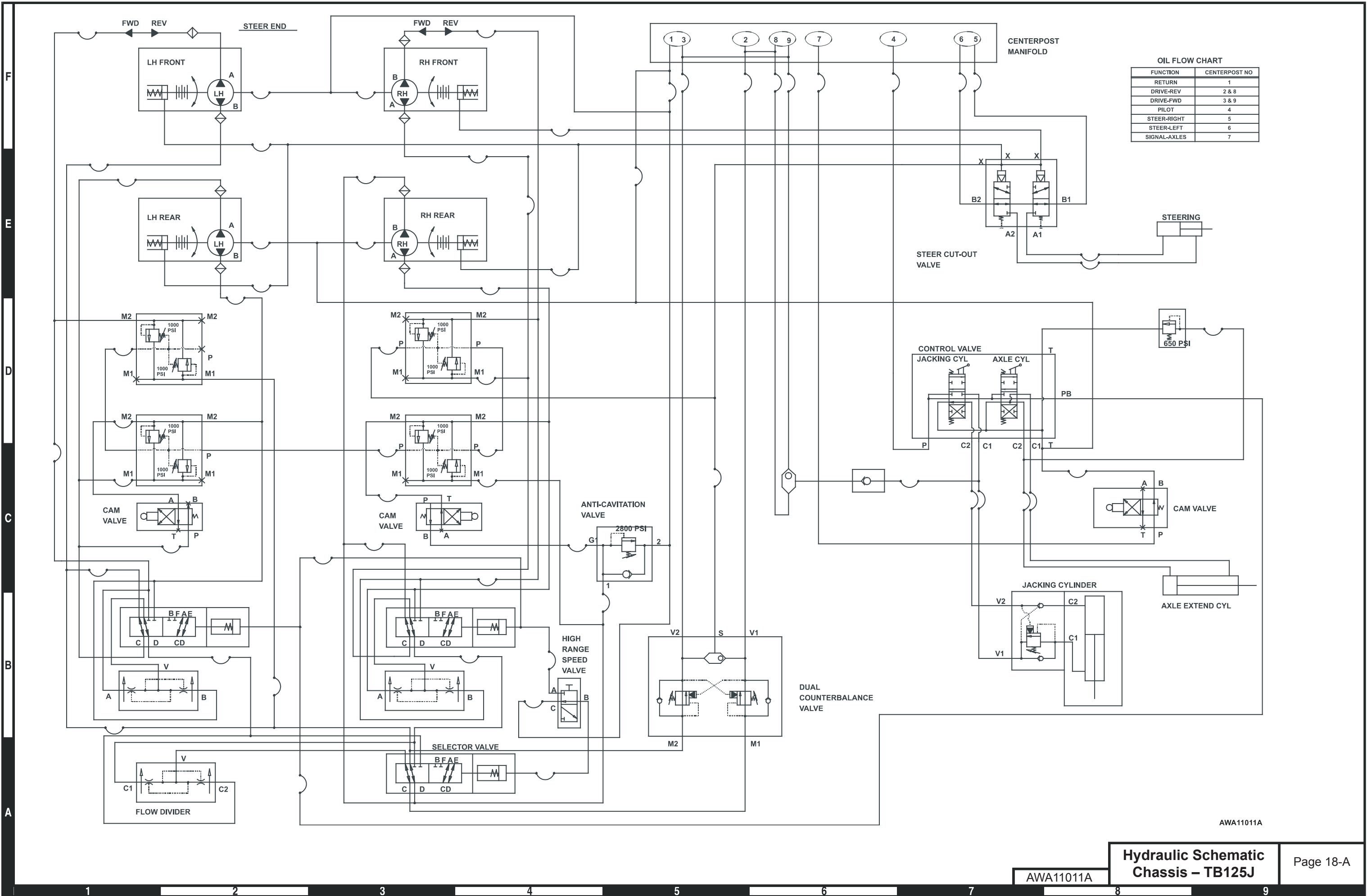
Item	Part No.	Qty.	Description
	0172223	1	Cylinder, master level – Green
	8071007	1	Seal kit



Cylinder, Slave Level – Green

Item	Part No.	Qty.	Description
1	0172224	1	Cylinder, slave level – Green
	8071007	1	Seal kit
	5035318	2	Ftg elb 90 strthd-6b-4s stl-ph4
	6019068	2	Cartridge, counterbalance





OIL FLOW CHART

FUNCTION	CENTERPOST NO
RETURN	1
DRIVE-REV	2 & 8
DRIVE-FWD	3 & 9
PILOT	4
STEER-RIGHT	5
STEER-LEFT	6
SIGNAL-AXLES	7

AWA11011A

**Hydraulic Schematic
Chassis – TB125J**

Page 18-A

AWA11011A

F

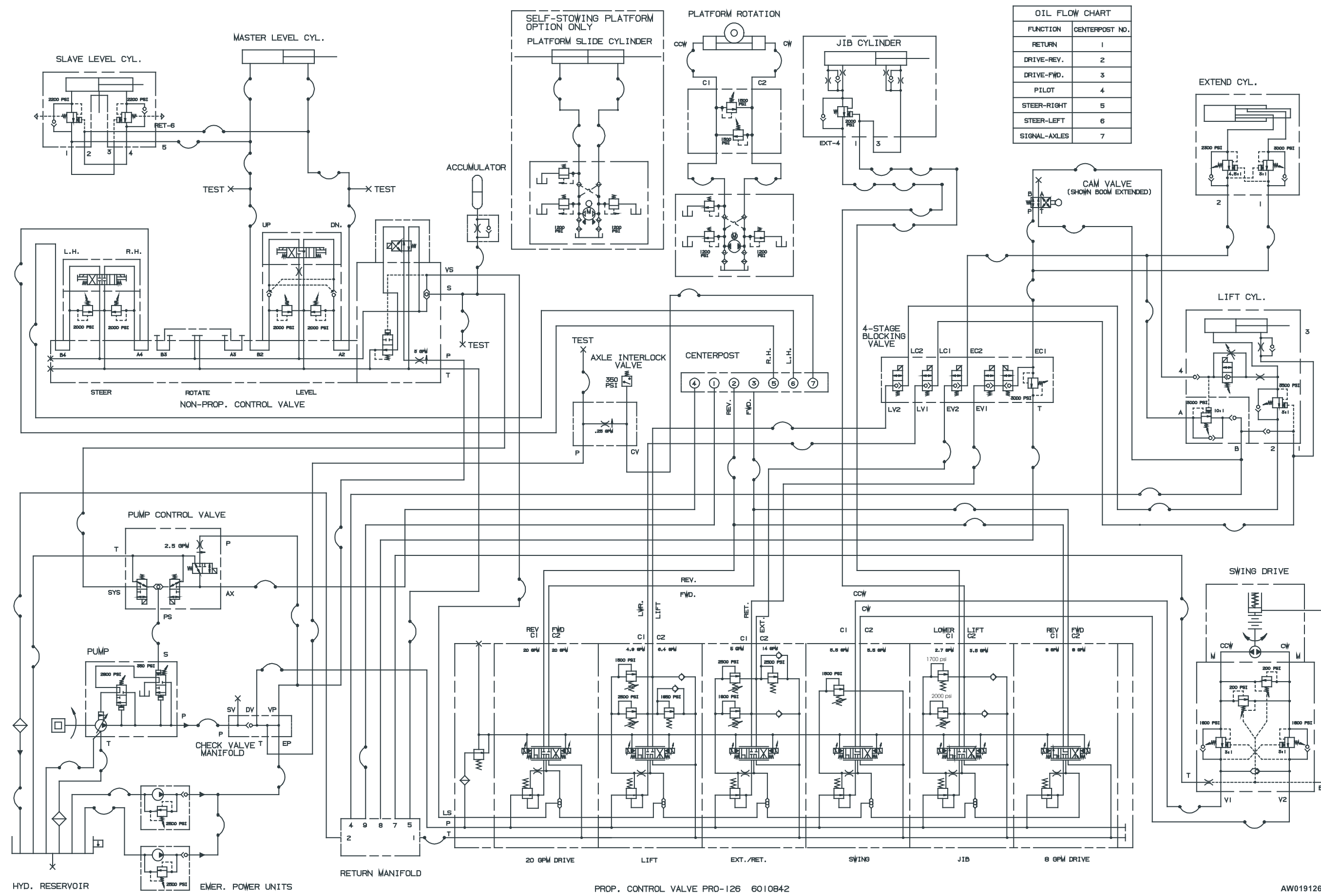
E

D

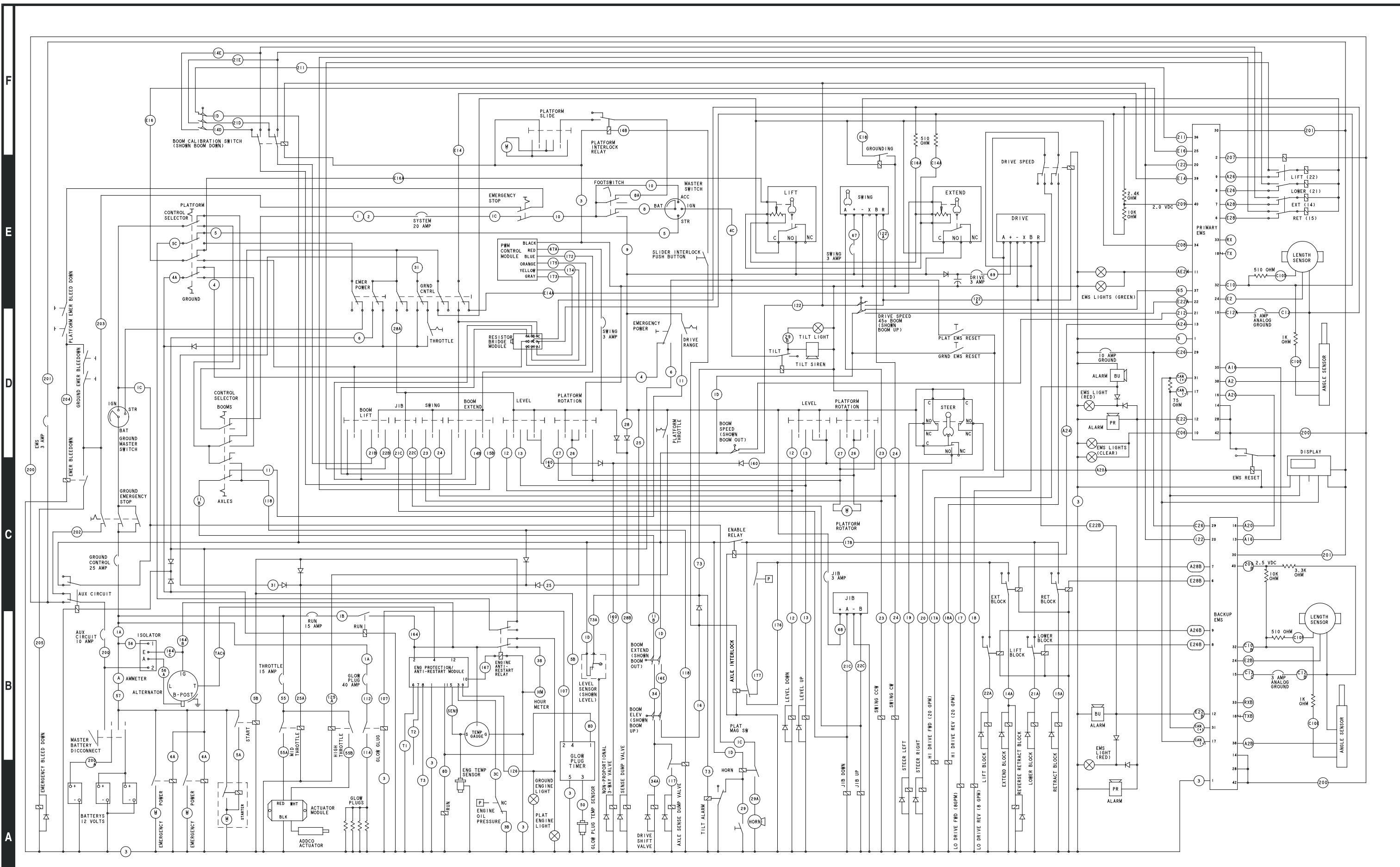
C

B

A



OIL FLOW CHART	
FUNCTION	CENTERPOST NO.
RETURN	1
DRIVE-REV.	2
DRIVE-FWD.	3
PILOT	4
STEER-RIGHT	5
STEER-LEFT	6
SIGNAL-AXLES	7



Electrical Schematic
Cummins 3.3 - T125J/TB125J

A19035E

**Local Distributor / Lokaler Vertiebshändler / Distributeur local
El Distribuidor local / Il Distributore locale**

**EUROPE, MIDDLE EAST
AFRICA & ASIA**

PHONE: +44 (0) 845 1550 057
FAX: +44 (0) 845 1557 756

NORTH & SOUTH AMERICA

PHONE: +1 785 989 3000
TOLL FREE: +1 800 255 0317
FAX: +1 785 989 3070

AUSTRALIA

PHONE: +61 1300 900 700
FAX: +61 2 9609 3057

NEW ZEALAND

PHONE: +64 6 3689 168
FAX: +64 6 3689 164

 **snorkel**
www.snorkellifts.com