

Stellar® Service Crane

TC Series



TECHNICAL SPECIFICATION GUIDE

TC13 ★

TC23 ★

TC33 ★

TC38 ★



Our People. Our Products.

TC SERIES TECHNICAL SPECIFICATION GUIDE




The Stellar TC Series of cranes offer a combination of European compact design and refinement with American control sensibilities. The TC Series is a tall mast telescopic crane commonly referred to as a “T-Boom” crane. The design offers ultimate compactness to take up minimal bed space, yet offers up to 18.6 feet of hydraulic reach to maximize the load radius of the larger models.

While these cranes are historically operated with a manual control valve requiring the operator to be near or under a suspended load, Stellar has Americanized these cranes through the use of the proprietary Stellar® CDT™ crane control system. Being a “Stellar® CDT™ Equipped” crane means the crane will have a handheld proportional radio remote transmitter with percentage of load feedback to the operator as a standard feature. With the use of the Stellar® CDT™ crane control system, the operator is able to better position themselves around the load and their work area. This means the operator has the ability to be in the best position they deem necessary to get their job done. You can see more on the CDT crane control system below.

The Stellar TC Series is normally powered by a PTO and pump located on the truck chassis. Stellar does offer an optional 12V power unit with integral hydraulic reservoir.

Stellar also offers suggested mounting designs for flatbed installations, as well as integral base systems to mount in the front of a truck body. Please consult with your Stellar Distributor on which system is right for you.



Stellar® CDT™ Equipped

The Stellar CDT equipped cranes will engage and communicate with the crane operator by using multiple sensory indicators when approaching maximum capacity. This will include the use of colored LED lights and pulsating vibrations on the handheld remote.



Remote Control

Stellar Industries was the first U.S. manufacturer to include the state-of-the-art fully proportional multi-functional remote control as a standard feature. The radio remote incorporates a variable speed trigger that allows the operators to feather the crane with precise control. It also has LED lights and the ability to vibrate to indicate capacities.

NOTE: Boost mode not available on TC Series cranes.

TC13 Crane

Crane Rating:	8,680 ft.lbs
Max Lifting Capacity:	2,400 lbs (1090 kg)
Max Reach:	8.75 ft (2.67 m)
Slewing Angle:	340°
Slewing Torque:	2,390 ft.lbs 3.2 kNm (0.33 m)
Operating Pressure:	2,755 psi 19.0 Mpa (190 bar)
Pump Capacity:	2.5 US gal/min (9.5 l/min)
Shipping Weight:	365 lbs (165 kg)

Standard Model TC13 2H**TC23 Crane**

Crane Rating:	16,635 ft.lbs
Max Lifting Capacity:	4,185 lbs (1900 kg)
Max Reach:	9.94 ft (3.03 m)
Slewing Angle:	340°
Slewing Torque:	2,390 ft.lbs 3.2 kNm (0.33 m)
Operating Pressure:	2,755 psi 19.0 Mpa (190 bar)
Pump Capacity:	2.5 US gal/min (9.5 l/min)
Shipping Weight:	498 lbs (226 kg)

Standard Model TC23 2H**Optional Model TC23 3H**

Crane Rating:	16,635 ft.lbs
Max Lifting Capacity:	3,920 lbs (1780 kg)
Max Reach:	13.22 ft (4.03 m)
Slewing Angle:	340°
Slewing Torque:	2,390 ft.lbs 3.2 kNm (0.33 m)
Operating Pressure:	2,755 psi 19.0 Mpa (190 bar)
Pump Capacity:	2.5 US gal/min (9.5 l/min)
Shipping Weight:	540 lbs (245 kg)

TC33 Crane

Crane Rating:	23,145 ft.lbs
Max Lifting Capacity:	4,915 lbs (2230 kg)
Max Reach:	11.97 ft (3.65 m)
Slewing Angle:	340°
Slewing Torque:	2,390 ft.lbs 3.2 kNm (0.33 m)
Operating Pressure:	2,755 psi 19.0 Mpa (190 bar)
Pump Capacity:	2.5 US gal/min (9.5 l/min)
Shipping Weight:	706 lbs (320 kg)

Standard Model TC33 2H**Optional Model TC33 3H**

Crane Rating:	23,145 ft.lbs
Max Lifting Capacity:	4,650 lbs (2110 kg)
Max Reach:	15.32 ft (4.67 m)
Slewing Angle:	340°
Slewing Torque:	2,390 ft.lbs 3.2 kNm (0.33 m)
Operating Pressure:	2,755 psi 19.0 Mpa (190 bar)
Pump Capacity:	2.5 US gal/min (9.5 l/min)
Shipping Weight:	770 lbs (350 kg)

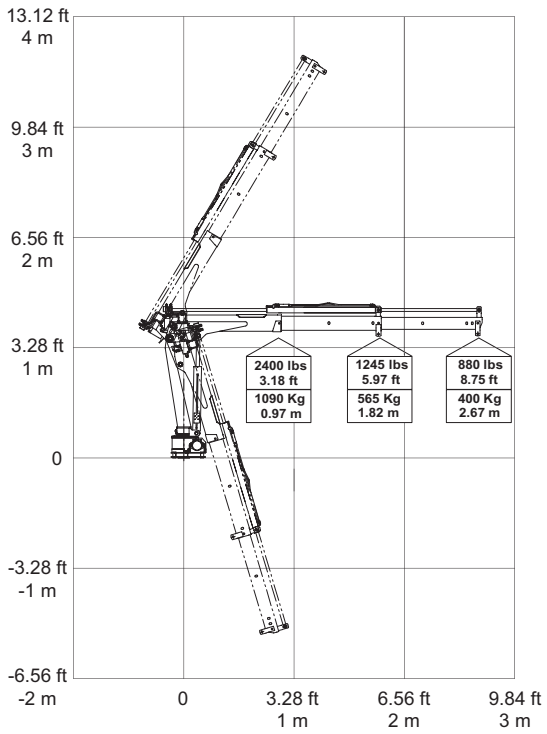
TC38 Crane

Crane Rating:	26,660 ft.lbs
Max Lifting Capacity:	4,520 lbs (2050 kg)
Max Reach:	19.68 ft (6.00 m)
Slewing Angle:	400°
Slewing Torque:	2,390 ft.lbs 3.2 kNm (0.33 m)
Operating Pressure:	2,755 psi 19.0 Mpa (190 bar)
Pump Capacity:	2.5 US gal/min (9.5 l/min)
Shipping Weight:	770 lbs (350 kg)

Standard Model TC38 4H

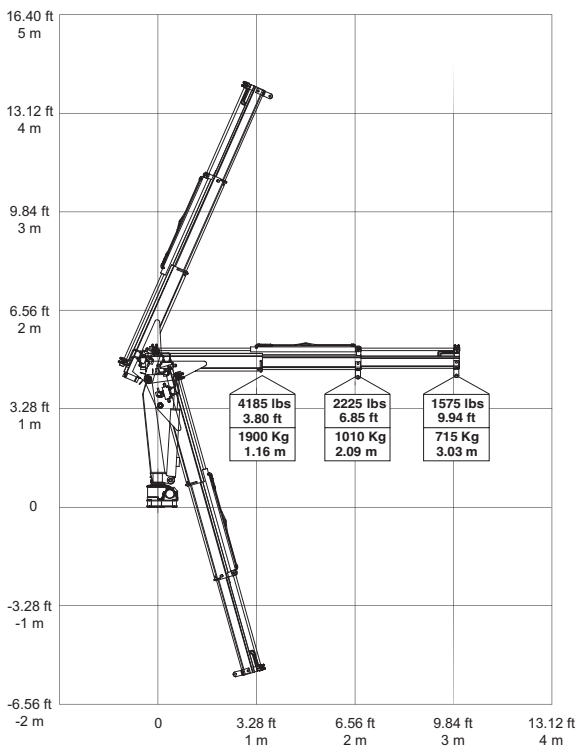
• TC13 REACH / CAPACITY **TC13**★

Model TC13 2H

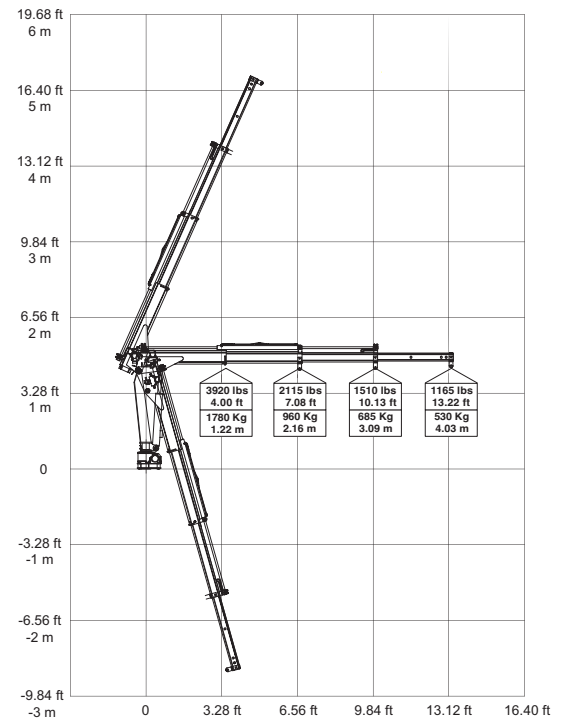


• TC23 REACH / CAPACITY **TC23**★

Model TC23 2H



Model TC23 3H

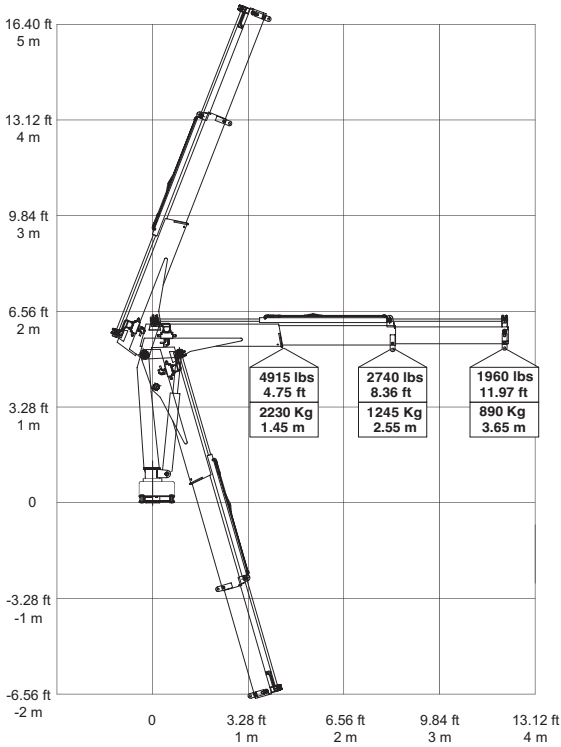


TC SERIES TECHNICAL SPECIFICATION GUIDE

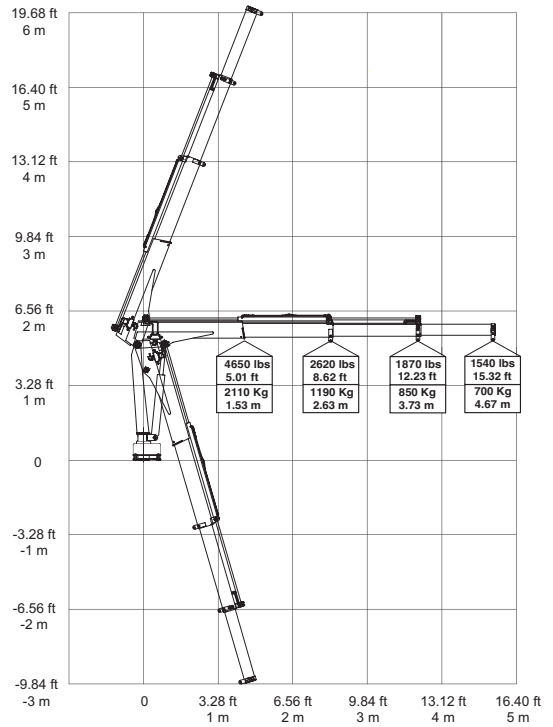
• TC33 REACH / CAPACITY



Model TC33 2H



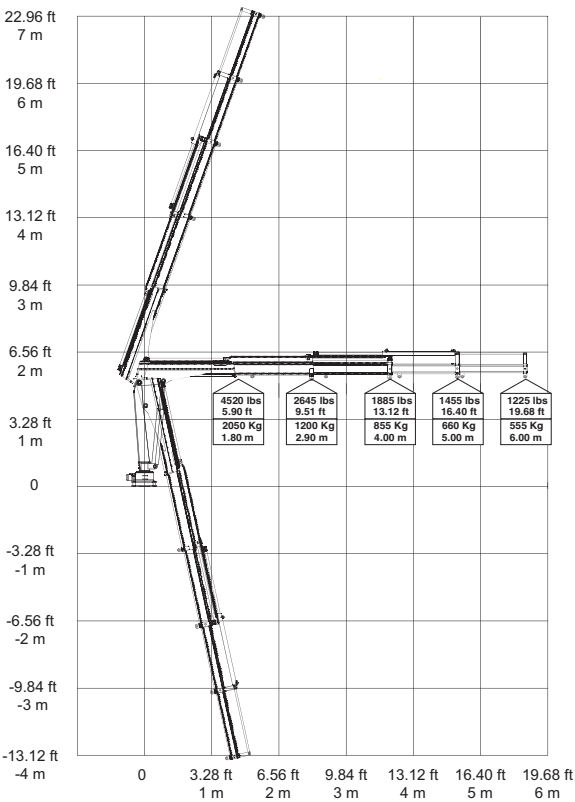
Model TC33 3H



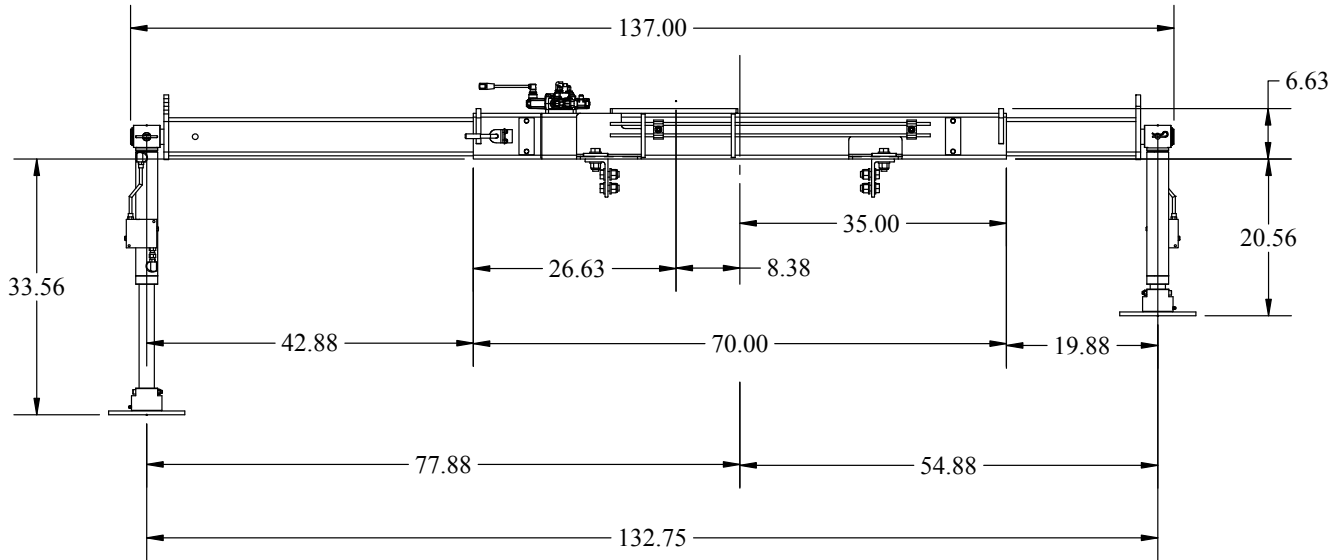
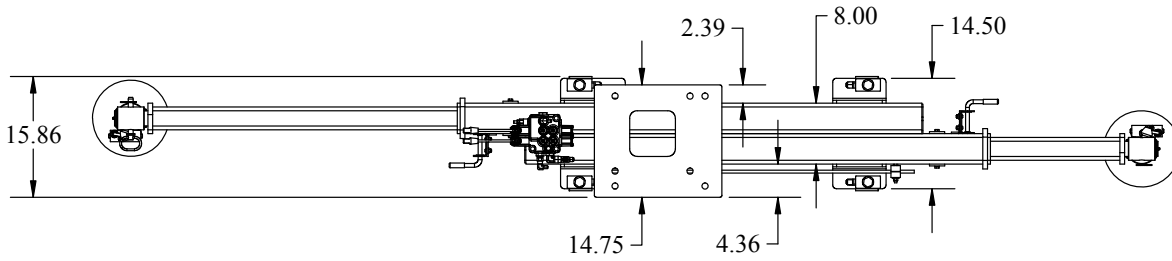
• TC38 REACH / CAPACITY



Model TC38 4H



OPTIONAL STABILIZER



Your local distributor:



190 State Street
P.O. Box 169
Garner, IA 50438
Telephone: (641) 923-3741 • (800) 321-3741
Fax: (641) 923-2812
Internet: www.stellarindustries.com
Email: sales@stellarindustries.com

An Employee Owned Company.
Copyright © 2017 Stellar Industries, Inc.

STL000075 9/17

Courtesy of CraneMarket