



SP/CPX-572 Pipelayers

Max lift capacity	40,800 kg / 90,000 lb
Operating weight	28,545 kg / 62,800 lb (SP) - 28,227 kg / 62,100 lb (CPX)
Net flywheel power	149 kW / 200 HP



SP/CPX-572 PIPELAYER

ABOUT THE SP/CPX-572

The SP/CPX Series are fully hydraulic pipelayers which have been converted from either a Cat mechanical pipelayer or a Cat dozer. The mechanical pipelayer requires only a Hydraulic Kit whereas a dozer requires both a Hydraulic Kit and drawworks. This is known as a full Conversion Package. Both the Hydraulic Kit and Conversion Package are also available for purchase as standalone items for you to install on your own machine.

SP-572 CONVERSION PACKAGE

The SP-572 is a conversion of a Caterpillar D7G tractor into a fully hydraulic-controlled sideboom. This includes the CPX hydraulic kit, counterweight assembly, upper and lower hardbar, A-frame, boom and blocks.

572 CPX HYDRAULIC KIT

The CPX package is a rapid conversion of your Caterpillar mechanical 572 sideboom into a fully hydraulic-controlled sideboom.

CE APPROVAL

These pipelayers will qualify for CE approval with the inclusion of the following optional features:

- Noise-proof engine enclosure
- Blocks with anti-friction bearings
- Sturdier booms
- Electronic anti-tipping system



GENERAL SPECIFICATIONS

CAPACITIES

Hydraulic System Tank	120 liters / 32 U.S. gallons
-----------------------	------------------------------

HYDRAULIC SYSTEM

Pump	Variable displacement, load sensing
Maximum flow	286 liters / minute
Control blocks	LUDV type, three balanced spools
Maximum working pressure	320 bar / 4640 p.s.i.
Load lowering valves	1-1/4 inch flangeable, pilot assisted

HYDRAULIC WINCHES

Type	Hydraulically controlled drums (reversible) Driven by variable flow hydraulic pump and control valve block in open circuit	
Final drive	Compact hydrostatic drive unit, three-stage planetary gear	
Brakes	Integrated multiple-disk brake, spring applied hydraulic released	
	HOOK	BOOM
Drum diameter	390 mm / 15.3 in	390 mm / 15.3 in
Flange diameter	590 mm / 23.2 in	530 mm / 20.8 in
Drum length	360 mm / 14.1 in	360 mm / 14.1 in
Capacity (19 mm / 3/4 in)	136 m / 446 ft	75 m / 247 ft
Wire rope installed	100 m / 329 ft	70 m / 230 ft
Hook speed	0-16 m/min / 0-52 ft / min	

BOOM

Type	5.49 m / 18 ft welded box square section
Diameter wire rope	19 mm / 3/4 in
Minimum breaking strength rope	323 kN / 72,530 lb
Part load line	4
Part boom line	4

ADJUSTABLE COUNTERWEIGHTS

Removable counterweight leaves (CPX-572 & Cat 572G)	8 leaves 600 kg / 1,330 lb each
Total weight extendable	6,440 kg / 14,200 lb
Removable counterweight leaves (SP-572)	7 leaves 640 kg / 1,408 lb each
Total weight extendable	6,120 kg / 13,464 lb

COMPARISONS

	SUPEROR SP-572		SUPERIOR CPX-572		CATERPILLAR® 572G	
Tractor						
Flywheel Power	149 kW	200 hp	149 kW	200 hp	149 kW	200 hp
Track Gauge	1.98 m	78 in	2.18 m	86 in	2.18 m	86 in
Width of Std. Shoe	610 mm	24 in	610 mm	24 in	610 mm	24 in
Sideboom						
Std. Boom Length	5.49 m	18 ft	5.49 m	18 ft	5.49 m	18 ft
SUPERIOR Optional Boom	7.32 m	24 ft	7.32 m	24 ft	N/A	N/A
Hyd. Tank Capacity	120 liters	32 gal	120 liters	32 gal	N/A	N/A
Wire Rope Diameter	19 mm	3/4 in	19 mm	3/4 in	19 mm	3/4 in
Load Line Parts	4	4	4	4	4	4
Boom Line Parts	4	4	4	4	4	4
Working Weight	28,545 kg	62,800 lb	28,227 kg	62,100 lb	27,800 kg	61,300 lb

WINCH SPECIFICATIONS



MAIN PUMP

Type	Bosch-Rexroth axial piston variable displacement pump
------	---

VALVES

Type	Bosch load-sensing mobile control block proportional directional valves
Max capacity	286 liters/min - 75.5 U.S. gal/min
Working pressure	320 bar - 4,642 p.s.i.

CONTROL

Type	Pilot units for remote control of winch motors Progressive and sensitive operations
------	--

SERVICE PUMP

Type	Gear pump
Max capacity	10 liters.min - 2.6 U.S. gal/min
Working pressure	30 bar - 435 p.s.i.

HYDRAULIC TANK

Type	Pressurized type
Max capacity	120 liters - 32 U.S. gal

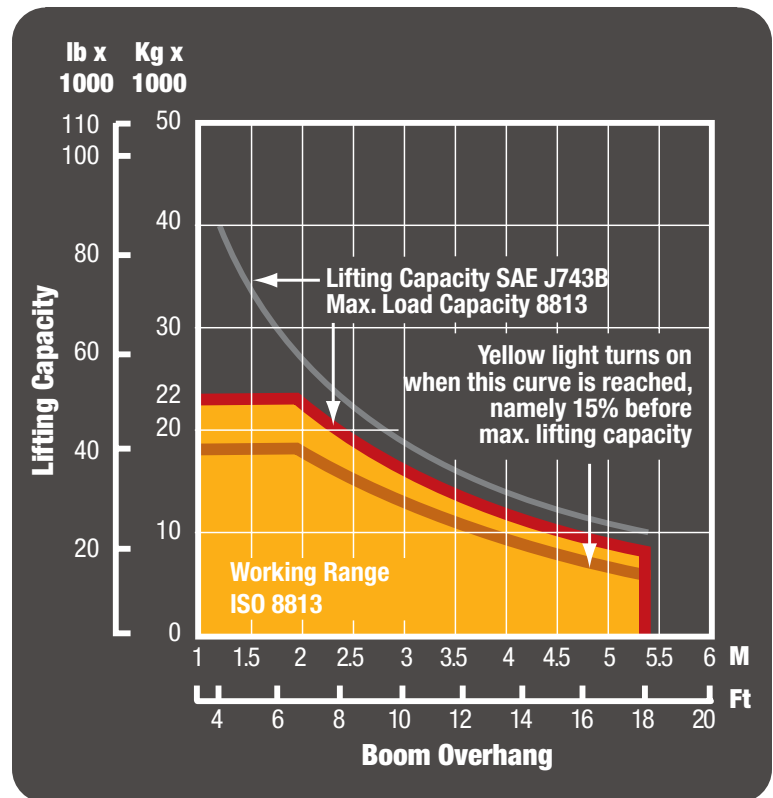
FILTER

Type	Donaldson FI0500
Max capacity	500 liters/min - 132 U.S. gal/min

LIFTING CAPACITY

18 ft / 5.49 m boom

Maximum load capacity 22 ton




REAR WINCH AVAILABLE

Max line pull	350 KN
Max line speed	0-30 m/min 0-98.4 ft/min
Cable size	36 mm - 1.4 in
Weight	2,800 kg - 6,173 lb
DIMENSIONS	
Drum diameter	530 mm - 20.9 in
Flange diameter	890 mm - 35 in
Drum length	510 mm - 20 in

FEATURES

- CE approved design
- Planetary gear
- Automatic negative brakes
- Anti-friction bearings






HYDRAULIC SYSTEM OPTIONS

ALL HYDRAULIC

- Freefall System**
 When the button is engaged, the load free-falls and then immediately stops when the button is released.
IMPORTANT: Improper use of this feature may cause damage to the winch. Read all documentation before use.
- Boom Kick-Out System**
 This system will ensure you will never bend another boom.
- Anti-Two Block**
 Sets a minimum distance between the top block and the hook block, preventing collisions between them.

ELECTRONIC OVER HYDRAULIC

- Freefall system, Boom kick-out system and anti-two block plus:**
- Anti-Tipping System**
 Prevents tipping by calculating the maximum load that can be lifted.



FEATURE	SUPERIOR	MIDWESTERN®	CATERPILLAR®
Single lever control	✓	✗	✗
Free-fall system	✓	✓	✓
Vertical boom kick-out	✓	✓	✓
Anti-two block	✓	✗	✗
Anti-tipping system	✓	✗	✗
CE compliance	✓	✗	✓

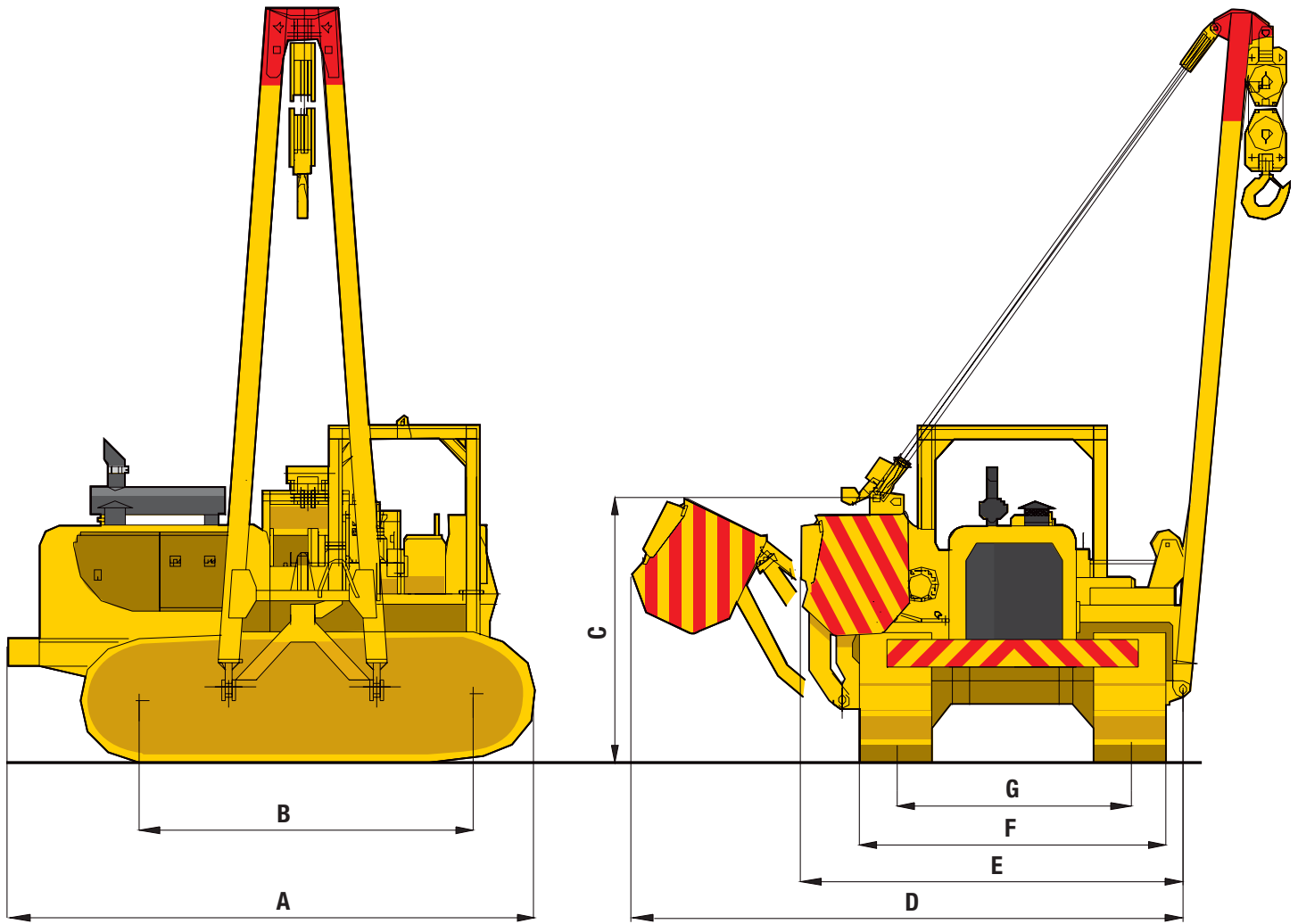


SINGLE JOYSTICK CONTROLLER

SUPERIOR'S single lever control system allows the operator to control the load with one fully-directional joystick for both the boom line and the load line. The operator can activate both winches at the same time by positioning the joystick in different diagonal positions for different desired effects. With light pressure applied, the operator can inch, or with maximum pressure applied and full throttle, can go full bore. No gearing system is necessary, as our package will operate as efficiently as the two gear systems used by our competitors.

DIMENSIONS

Operating weight 28,545 kg / 62,800 lb (SP) - 28,227 kg / 62,100 lb (CPX)



	Feet	Meters
A Overall length	16 ft	4.93 m
B Length of tracks on ground	9.25 ft	2.82 m
C Height to top of counterweight (retracted)	8.5 ft	2.62 m
D Overall width (counterweights extended)	14.8 ft	4.54 m
E Overall width (counterweights retracted)	11.6 ft	3.56 m
F Width of tracks	9.3 ft	2.84 m
G Width to center tracks	7 ft	2.14 m

AVAILABLE MODELS



SP-D5M/N LGP



SP-D6M/N LGP



CPX-561



CPX-571



SP/CPX-572



SP/CPX-583



SP/CPX-594

CONTACT INFORMATION

Europe

Phone +49.0.231.963.3073

pipelinece@wwmach.com

Russia, China and the Middle East

Phone +39.349.198.1281 Italy

Phone +7.495.507.4827 Russia

fsupipeline@wwmach.com

India

Phone +91.11.414.59230

pipelineind@wwmach.com

Africa

Intl. Toll Free 800.9675.3948

pipeline@wwmach.com

North America

Phone +1.281.457.4400

pipelinena@wwmach.com

Latin America

Phone +52.81.8.394.0160

pipelinesa@wwmach.com

Brazil

Phone 800.9675.3948

pipelinebr@wwmach.com

Australia

Phone +61.0.400.144.432

pipelinece@wwmach.com

All information is subject to change without notice.



16031 East Freeway

Houston, TX 77530

Phone 281.457.4400 Fax 281.452.5455

U.S. Toll Free 800.383.2666 Intl. Toll Free 800.9675.3948

pipeline@wwmach.com

www.worldwidemachinery.com