

ATF 70G-4 | MAIN BOOM 44 m

70 TON MAX. LIFTING CAPACITY

EUROMOT 4

ALL TERRAIN CRANE



2 ENGINES

Table of contents · Inhaltsverzeichnis · Table des matières Índice · Sommario · Оглавление

General · Allgemein · Généralités · Generalidades · Generalità · Общие положения

Boom systems · Auslegersysteme · Systèmes de flèche · Sistema de pluma · Sistemi di bracci · Конфигурации стрелы 4 - 5

Vehicle dimensions · Fahrzeugabmessungen · Dimensions du véhicule · Dimensiones del vehículo
Dimensioni veicolo · Габариты машины 6

On-road and off-road driving · Straßen- und Geländefahrt · Marche route et tout terrain Traslado por carretera y todoterreno · Marcia su strada e fuori strada · Движение по дорогам и бездорожью

Axle loads · Achslasten · Charges par essieu · Cargas por eje · Carichi assiali · Нагрузка на ось 8

Speeds and gradeability · Geschwindigkeiten und Steigfähigkeit · Vitesses de conduite et gravissement de pente
Velocidades y pendientes superables · Velocità e pendenza · Скорость и грузоподъемность 8

Steering · Lenkung · Direction · Dirección · Sterzo · Рулевое управление 8

Transport · Transporte · Trasporto · Транспортировка

Counterweight · Gegengewicht · Contrepoids · Contrapeso · Contrappeso · Противовес 10 - 11

Jibs · Spitzen · Fléchettes · Plumines · Punte · гусек 12

Hose drum for hydraulic jib · Schlauchtrommel für hydraulische Spitze · Tambour de flexible pour fléchette hydraulique
Devanadera para plumín hidráulico · Aspo raccoglitorbo per punta idraulica · Барабан для намотки шланга для гидравлического гуська 13

Auxiliary winch · Zusatzhubwinde · Treuil supplémentaire · Cabrestante auxiliar
Argano aggiuntivo · Дополнительная лебедка 13

Operation · Einsatz · Utilisation · Uso · Эксплуатация

Main boom · Hauptausleger · Flèche principale · Pluma principal · Braccio principale · Главная стрела 16

Swing mechanism · Drehwerk · Groupe de rotation · Mecanismo de giro · Gruppo di rotazione · Поворотный механизм 16

Winches · Hubwinden · Treuils · Cabrestantes · Argani · Лебедки 16

Hook blocks · Unterflaschen · Mouflas · Pastecas de carga · Bozzelli · Крюковые обоймы 16

Working ranges and lifting capacities · Arbeitsbereiche und Traglasten · Rayons de travail et charges de levage
Áreas de trabajo y cargas · Aree di lavoro e portate · Рабочие зоны и грузоподъемность 18 - 33

Equipment · Ausstattung · Équipement · Equipamiento · Equipaggiamento · Оборудование

Equipment · Ausstattung · Équipement · Equipamiento · Equipaggiamento · Оборудование 36 - 42

Additional information · Zusatzinformationen · Informations supplémentaires Información adicional · Altre informazioni · Дополнительная информация

Remarks · Anmerkungen · Remarques · Notas · Annotazioni · Примечания 44 - 45

Symbols · Symbolerklärung · Glossaire des symboles · Glosario de simbolos
Spiegazione dei simboli · Условные обозначения 46


GENERAL TECHNICAL DATA


ALLGEMEINE TECHNISCHE DATEN
CARACTÉRISTIQUES TECHNIQUES GÉNÉRALES
DATOS TÉCNICOS GENERALES
DATI TECNICI GENERALI
ОБЩИЕ ТЕХНИЧЕСКИЕ ХАРАКТЕРИСТИКИ



General · Allgemein · Généralités
Generalidades · Generalità · Общие положения

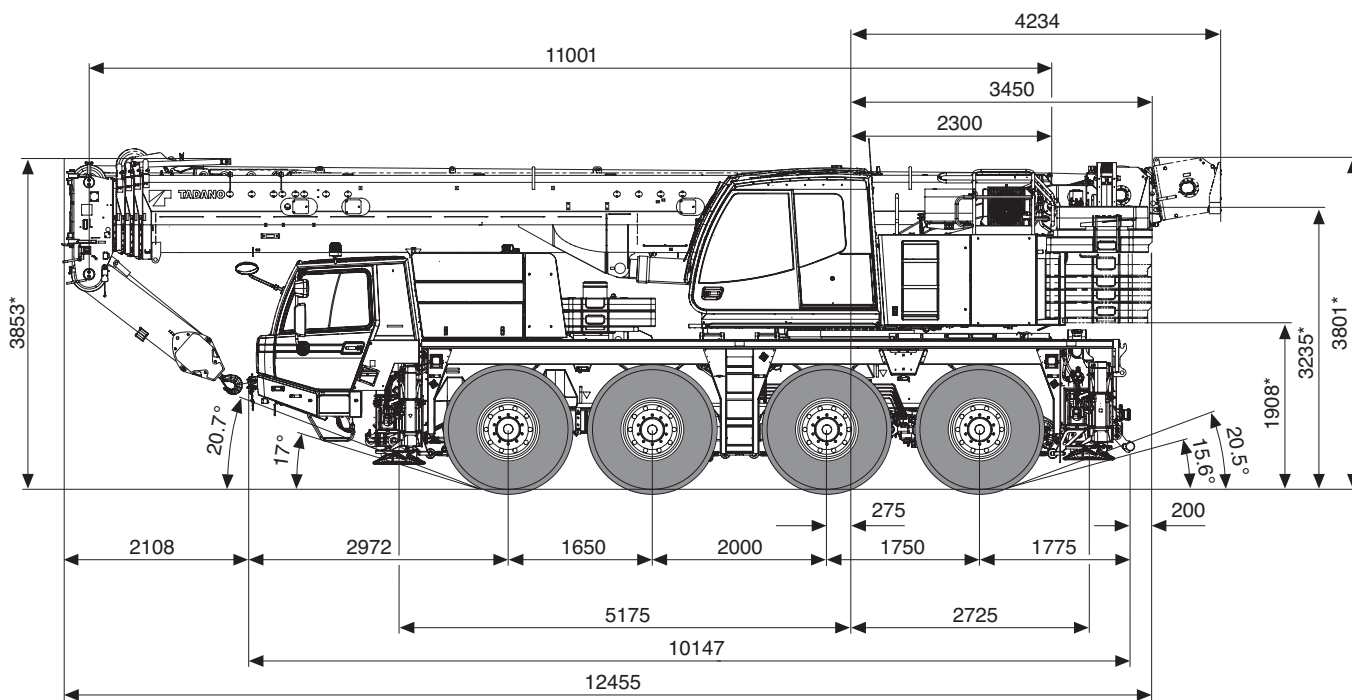
Boom systems · Auslegersysteme · Systèmes de flèche
Sistema de pluma · Sistemi di bracci · Конфигурации стрелы



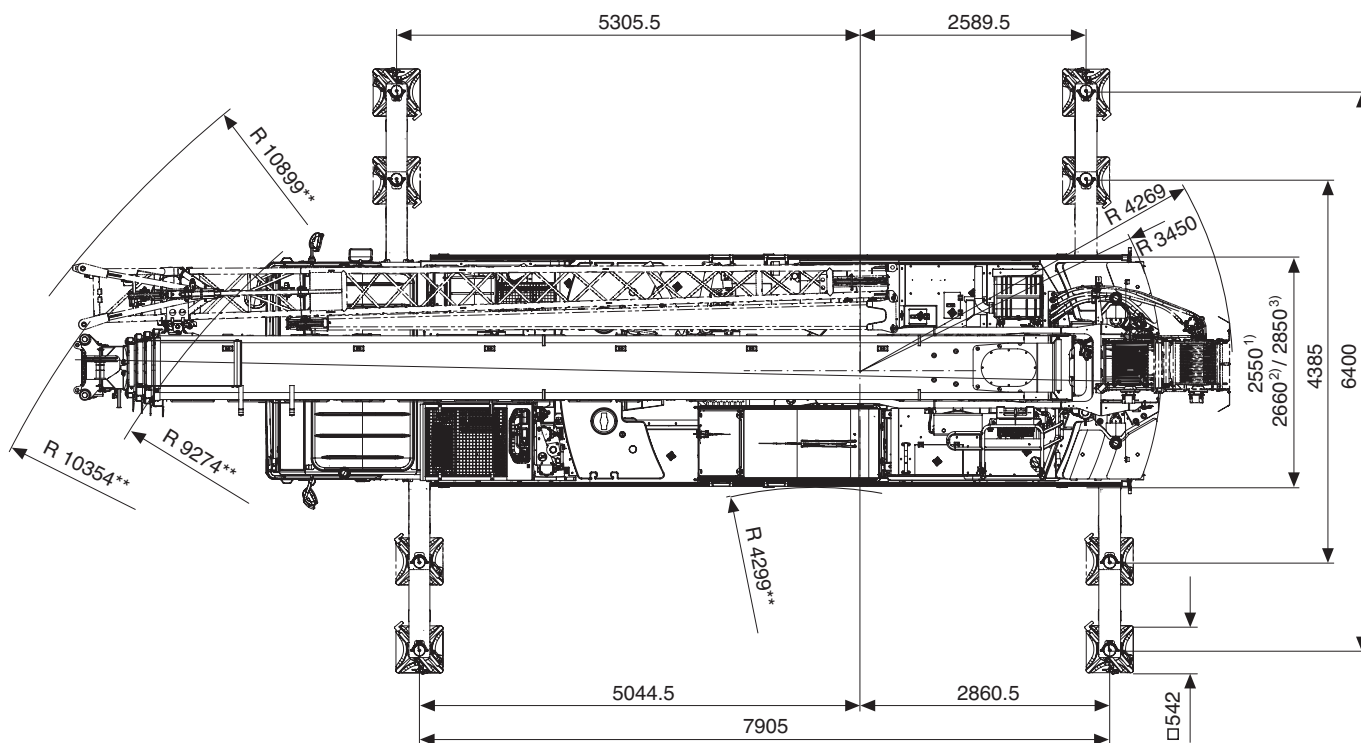


General · Allgemein · Généralités
 Generalidades · Generalità · Общие положения

Vehicle dimensions · Fahrzeugabmessungen · Dimensions du véhicule
 Dimensiones del vehículo · Dimensioni veicolo · Габариты машины



* ± 100



- 1) 385/95 R 25 (14.00 R25)
- 2) 445/95 R 25 (16.00 R25)
- 3) 525/80 R 25 (20.5 R25)

** Minimum · minimum · mínimo · minimo · мінімальны


TECHNICAL DATA FOR ON-ROAD AND OFF-ROAD DRIVING

TECHNISCHE DATEN FÜR DIE STRASSEN- UND GELÄNDEFAHRT
CARACTÉRISTIQUES TECHNIQUES POUR MARCHE ROUTE ET TOUT TERRAIN

DATOS TÉCNICOS PARA SU TRASLADO POR CARRETERA Y TODO TERRENO


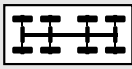

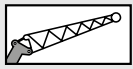

DATI TECNICI PER MARCIA SU STRADA E FUORI STRADA

ТЕХНИЧЕСКИЕ ХАРАКТЕРИСТИКИ ПРИ ДВИЖЕНИИ ПО ДОРОГАМ И БЕЗДОРОЖЬЮ












On-road and off-road driving · Straßen- und Geländefahrt · Marche route et tout terrain
 Traslado por carretera y todoterreno · Marcia su strada e fuori strada
 Движение по дорогам и бездорожью

Axle loads · Achslasten · Charges par essieu
 Cargas por eje · Carichi assiali · Нагрузка на ось

|  | TOTAL |  |  | TYPE |  |  |
|---|--------|---|---|--------|---|---|
| ≤ 10.0 t | 40.0 t | 8 x 6 | 445/95 R 25 | 6 | 1 m + 15 m | 4.4 t *** |
| ≤ 10.0 t | 39.0 t | 8 x 6 | 445/95 R 25 | 32 | - | 4.4 t *** |
| ≤ 12.0 t | 48.0 t | 8 x 6 | 445/95 R 25 | 6 | 1 m + 15 m | 12.2 t *** |
| ≤ 12.0 t | 47.0 t | 8 x 6 | 445/95 R 25 | 32 | - | 12.2 t *** |
| max ** | 52.0 t | 8 x 6 | 445/95 R 25 | 32 / 6 | 1 m + 15 m | 16.5 t *** |

* Axle loads vary depending on equipment mounted. Individual calculation available on demand. · Achslasten variieren je nach Ausrüstungsumfang. Individuelle Berechnung auf Anfrage.
 Las cargas por ejes pueden variar según el equipamiento. Cálculo individual sobre pedido. · Les charges par essieux peuvent varier en fonction de l'équipement monté. Calcul individuel sur demande.
 I carichi degli assi variano in base all'entità dell'equipaggiamento. Calcolo individuale su richiesta. · Нагрузка на оси зависит от установленного оборудования. Индивидуальный расчет по запросу.
 ** Construction site · Baustelle · Chantier de construction · Obra · Cantiere · стройплощадка
 *** Incl. second winch or balancing weight · Inklusive zweite Winde oder Ausgleichsgewicht · Y compris deuxième treuil ou contrepoids d'équilibre
 Incl. segundo cabrestante o peso de compensación · Incluso secondo argano o contrappeso · Включая вторую лебёдку или противовес

Speeds and gradeability · Geschwindigkeiten und Steigfähigkeit · Vitesses de conduite et gravisement de pente
 Velocidades y pendientes superables · Velocità e pendenza · Скорость и грузоподъемность


|  |   |   |   |   |
|---|---|---|--|---|
| 385/95 R 25 | 85 km/h max. | 46 km/h max. | 34 % | 74 % |
| 445/95 R 25 525/80 R 25 | 85 km/h max. | 50 km/h max. | 30 % | 65 % |

Steering · Lenkung · Direction
 Dirección · Sterzo · Рулевое управление

| | | |
|---|---|--|
|  |  | v < 25 km/h |
| |  | v ≥ 25 km/h |
| |  | v > 50 km/h |
|  |  | Manual steering · Manuelle Lenkung · Direction manuelle Dirección manual · Sterzo manuale · Ручное управление |
| |  | Smallest turning circle · Kleinster Wendekreis · Rayon de braquage mini. Mínimo radio · Raggio di sterzata minimo · Минимальный радиус поворота |
| |  | Diagonal steering · Hundegang · Marche en crabe Marcha cangrejo · Sterzata carrello · Движение по диагонали |
| |  | Rear veering suppression · Heck-Ausscher-Unterdrückung Suppression de déboîtement AR · Supresión de movimiento transversal de parte posterior Soppressione oscillazione coda veicolo · Компенсация выноса задней части крана |

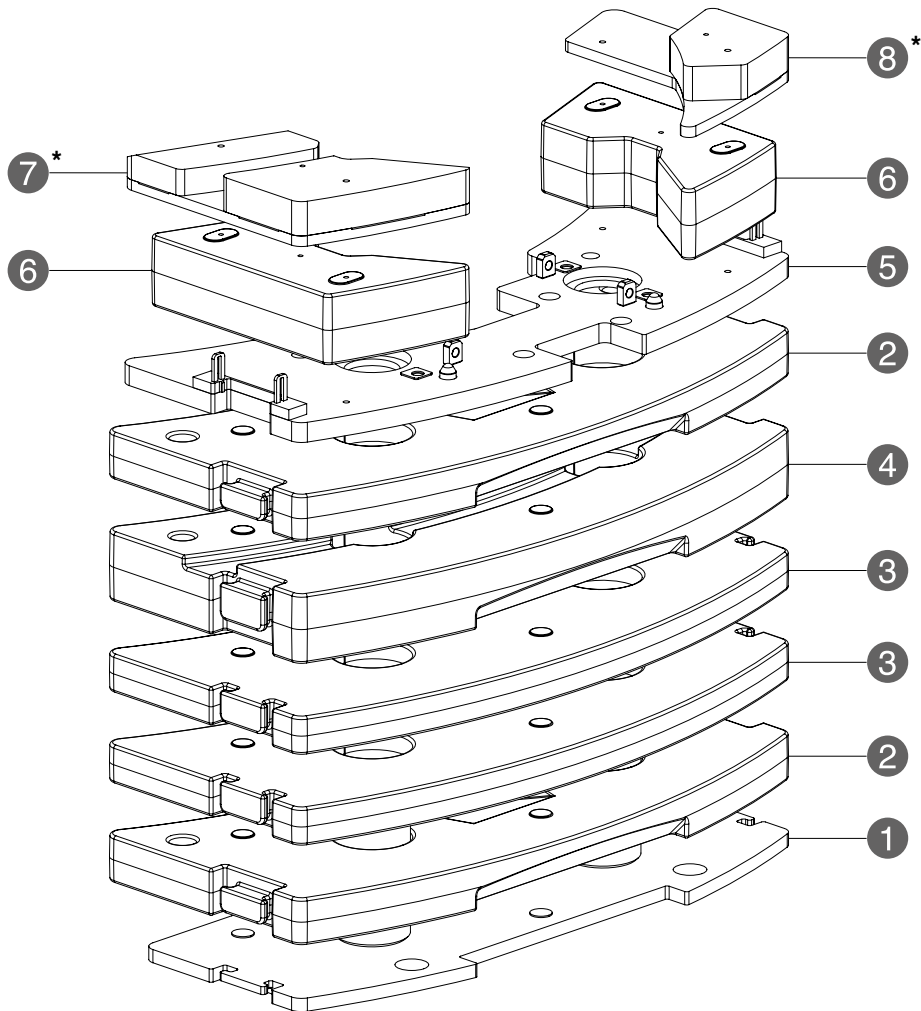
TECHNICAL DATA FOR TRANSPORT

TECHNISCHE DATEN FÜR DEN TRANSPORT
CARACTÉRISTIQUES TECHNIQUES POUR LE TRANSPORT
DATOS TÉCNICOS PARA EL TRANSPORTE
DATI TECNICI PER IL TRASPORTO
ТЕХНИЧЕСКИЕ ДАННЫЕ ДЛЯ ТРАНСПОРТИРОВКИ



Transport · Transporte
 Trasporto · Транспортировка

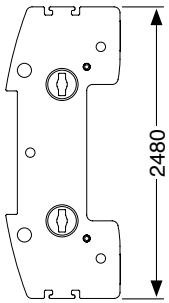
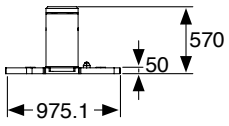
Counterweight · Gegengewicht · Contrepoids
 Contrapeso · Contrappeso · Противовес



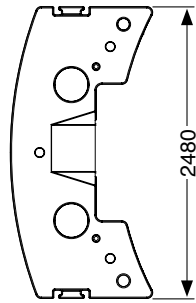
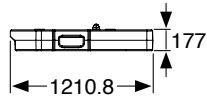
| | | 3.4 t | 4.4 t | 5.4 t | 6.9 t | 8.7 t | 10.2 t | 11.0 t | 12.2 t | 16.5 t |
|----|-------|-------|-------|-------|-------|-------|--------|--------|--------|--------|
| ① | 1.0 t | - | 1 | - | - | 1 | 1 | 1 | 1 | 1 |
| ② | 2.3 t | - | - | - | - | 1 | 1 | 2 | 1 | 2 |
| ③ | 2.0 t | - | - | 1 | - | 1 | - | 1 | 1 | 2 |
| ④ | 3.5 t | - | - | - | 1 | - | 1 | - | 1 | 1 |
| ⑤ | 1.0 t | 1 | 1 | 1 | 1 | 1 | 1 | 1 | 1 | 1 |
| ⑥ | 0.8 t | 2 | 2 | 2 | 2 | 2 | 2 | 2 | 2 | 2 |
| ⑦* | 0.5 t | 1 | 1 | 1 | 1 | 1 | 1 | 1 | 1 | 1 |
| ⑧* | 0.3 t | 1 | 1 | 1 | 1 | 1 | 1 | 1 | 1 | 1 |

* Can be replaced by 2nd winch · Ersetzbar durch 2. Winde · Peut être remplacé par un 2^e treuil · Sostituibile per 2^a cabrestante · Sostituibile con 2^a argano · Возможность замены на 2-ю лебедку

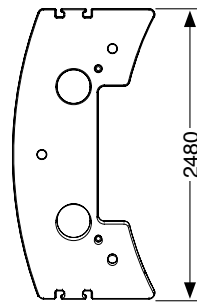
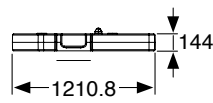
1



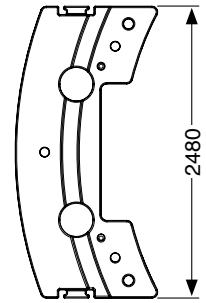
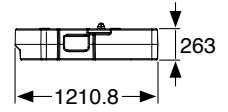
2



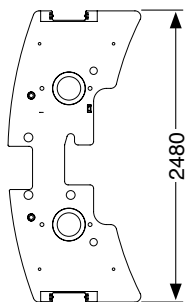
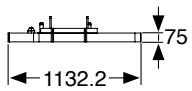
3



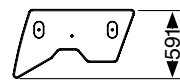
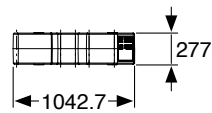
4



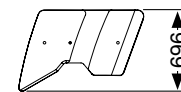
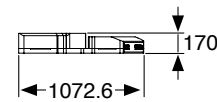
5



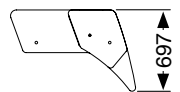
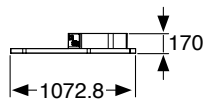
6



7*




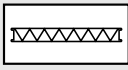
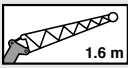
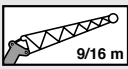

8*



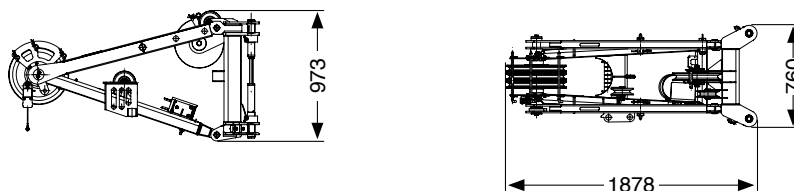
* Can be replaced by 2nd winch · Ersetzbar durch 2. Winde · Peut être remplacé par un 2^e treuil · Sustituible por 2^o cabrestante · Sostituibile con 2^o argano · Возможность замены на 2-ю лебедку

Transport · Transporte
 Trasporto · Транспортировка

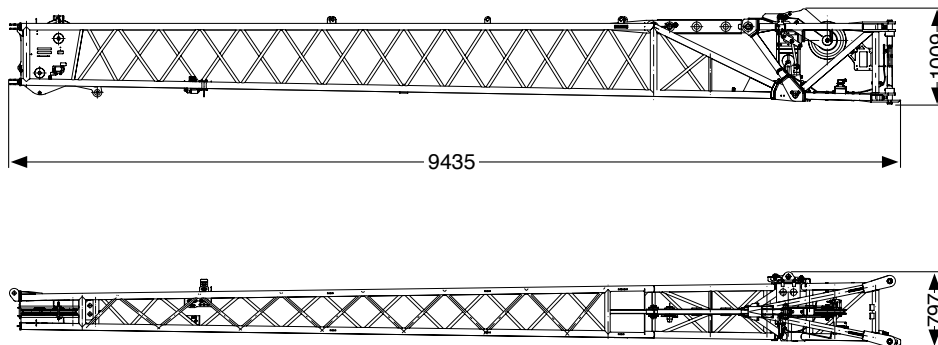
Jibs · Spitzen · Fléchettes
 Plumines · Punte · гусек

| |  |  |
|--|---|---|
|  | 1.6 m | ① |
|  | 1 m + 8 m | ② |
|  | 1 m + 15 m | ② + ③ |

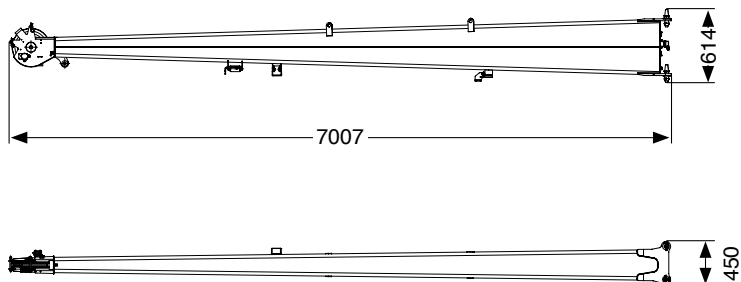
①  330



②  940



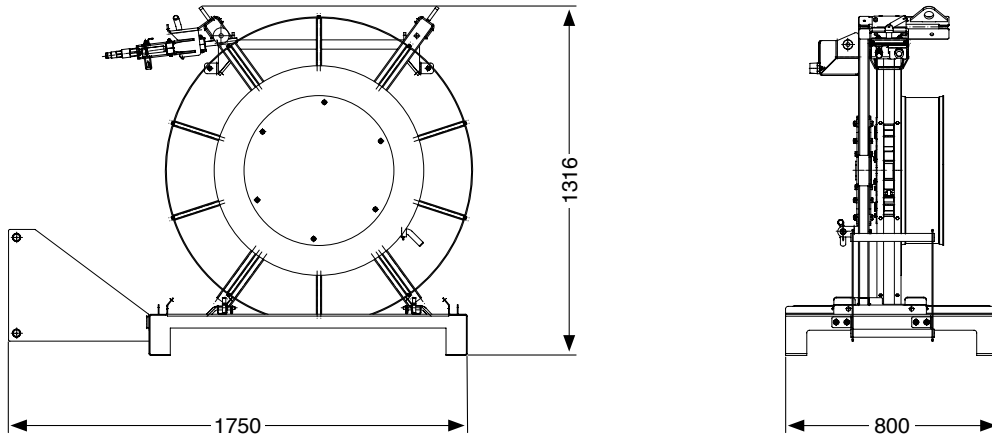
③  360



Hose drum for hydraulic jib · Schlauchtrommel für hydraulische Spitze · Tambour de flexible pour fléchette hydraulique
 Devanadera para plumín hidráulico · Aspo raccoglitrubo per punta idraulica · Барабан для намотки шланга для гидравлического гуська



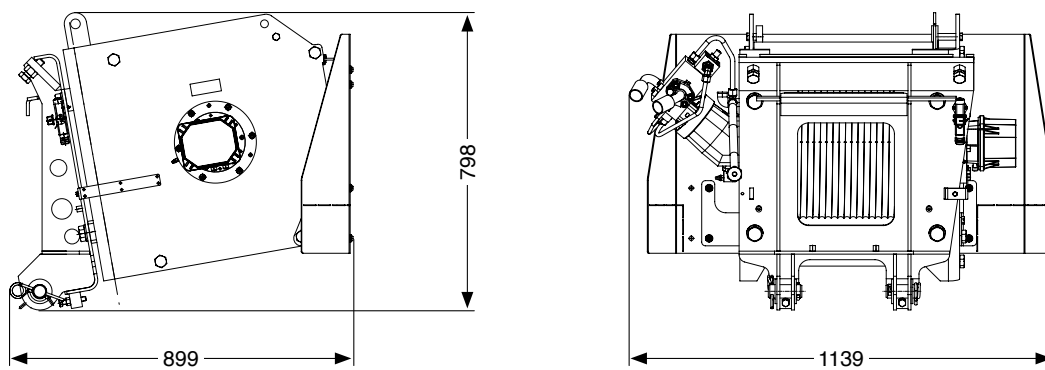
280




Auxiliary winch · Zusatzhubwinde · Treuil supplémentaire
 Cabrestante auxiliar · Argano aggiuntivo · Дополнительная лебедка



471/
 738*



* with rope · mit Seil · avec câble · con cable · con fune · с тросом



TECHNICAL DATA FOR OPERATION

TECHNISCHE DATEN FÜR DEN EINSATZ

CARACTÉRISTIQUES TECHNIQUES POUR L'UTILISATION

DATOS TÉCNICOS PARA EL USO

DATI TECNICI PER L'USO

ТЕХНИЧЕСКИЕ ЭКСПЛУАТАЦИОННЫЕ ХАРАКТЕРИСТИКИ



Operation · Einsatz · Utilisation
 Uso · Эксплуатация






Main boom · Hauptausleger · Flèche principale
 Pluma principal · Braccio principale · Главная стрела

| | | |
|--|-------------|---------|
|  | - 2° – 82° | ~ 33 s |
|  | 11 m – 44 m | ~ 320 s |






Swing mechanism · Drehwerk · Groupe de rotation
 Mecanismo de giro · Gruppo di rotazione · Поворотный механизм

| | | | |
|---|-------------------------|---|-----------|
|  | 0 – 2 min ⁻¹ |  | 0° / 180° |
|---|-------------------------|---|-----------|


Winches · Hubwinden · Treuils
 Cabrestantes · Argani · Лебедка

| |  |  |  |
|--|--|--|--|
|  | 0 – 130 m/min | 16 mm / 210 m | 44 kN |
|  | 0 – 130 m/min | 16 mm / 210 m | 44 kN |

Hook blocks · Unterflaschen · Moufles
 Pastecas de carga · Bozzelli · Крюковые обоймы

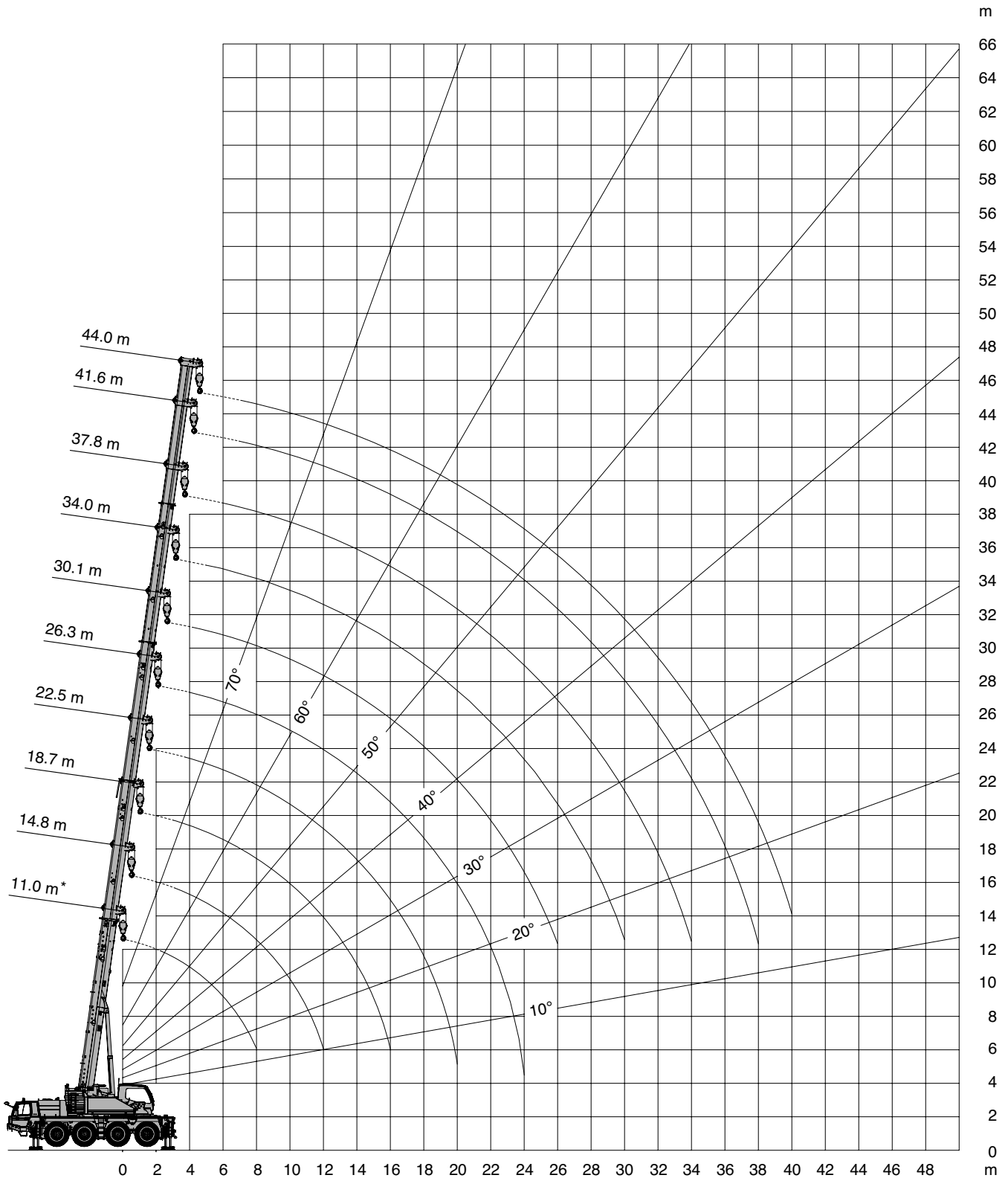
|  |  |  |  |  |
|---|---|---|---|---|
| 80* | 70 | 9 | 19 | 850 |
| 63* | 63.9 | 7 | 15 | 650 |
| 50* | 47.4 | 5 | 11 | 475 |
| 32* | 30.5 | 3 | 7 | 300 |
| 32 | 30.5 | 3 | 7 | 300 |
| 16 | 13.2 | 1 | 3 | 190 |
| 6 | 4.5 | - | 1 | 175 |

* Twin hook · Doppelhaken · Moufle avec crochet marin · Gancho doble · Gancio doppio · Двойной крюк




Operation · Einsatz · Utilisation
 Uso · Эксплуатация

Working range · Arbeitsbereich · Rayon de travail
 Zona de trabajo · Area di lavoro · Рабочая зона




Lifting capacities · Traglasten · Charges de levage
 Cargas · Portate · Грузоподъемность



|  m | 11.0 m* | 11.0 m | 14.8 m | 18.7 m | 22.5 m | 26.3 m | 30.1 m | 34.0 m | 37.8 m | 41.6 m | 44.0 m |
|--|---------|--------|--------|--------|--------|--------|--------|--------|--------|--------|--------|
| 2.5 | 70.0** | 58.0** | | | | | | | | | |
| 3.0 | 59.6** | 54.8** | 50.0 | 49.5 | | | | | | | |
| 3.5 | 54.8** | 50.4 | 47.0 | 45.3 | 42.3 | | | | | | |
| 4.0 | 50.2 | 46.2 | 43.4 | 42.0 | 41.2 | 30.0 | | | | | |
| 4.5 | 44.3 | 41.8 | 40.3 | 39.0 | 38.2 | 30.0 | 24.5 | | | | |
| 5.0 | 39.6 | 38.0 | 37.6 | 36.4 | 35.6 | 30.0 | 23.3 | 18.8 | | | |
| 6.0 | 32.5 | 32.0 | 32.2 | 31.9 | 31.4 | 28.8 | 21.1 | 18.8 | 14.2 | | |
| 7.0 | 27.4 | 27.4 | 27.7 | 27.7 | 27.5 | 26.4 | 19.2 | 17.7 | 14.2 | 10.8 | 9.6 |
| 8.0 | 23.6 | 23.7 | 23.9 | 23.9 | 23.9 | 24.1 | 17.9 | 16.3 | 14.2 | 10.8 | 9.6 |
| 9.0 | | | 20.9 | 21.2 | 20.9 | 21.1 | 16.7 | 15.0 | 13.8 | 10.8 | 9.6 |
| 10.0 | | | 18.5 | 18.8 | 18.9 | 18.7 | 15.7 | 13.9 | 12.9 | 10.8 | 9.6 |
| 11.0 | | | 16.8 | 16.8 | 17.0 | 16.8 | 14.9 | 13.0 | 12.1 | 10.8 | 9.6 |
| 12.0 | | | 14.8 | 15.4 | 15.3 | 15.0 | 14.0 | 12.1 | 11.3 | 10.4 | 9.0 |
| 14.0 | | | | 12.0 | 11.9 | 11.6 | 11.8 | 10.7 | 10.0 | 9.3 | 7.8 |
| 16.0 | | | | 9.7 | 9.7 | 9.6 | 9.6 | 9.3 | 8.9 | 8.3 | 6.9 |
| 18.0 | | | | | 8.2 | 8.3 | 7.9 | 8.0 | 7.8 | 7.5 | 6.1 |
| 20.0 | | | | | 7.1 | 7.0 | 6.7 | 6.8 | 6.7 | 6.5 | 5.3 |
| 22.0 | | | | | | 6.0 | 6.0 | 5.8 | 5.7 | 5.5 | 4.8 |
| 24.0 | | | | | | 4.5 | 5.2 | 5.0 | 4.9 | 4.7 | 4.2 |
| 26.0 | | | | | | | 4.6 | 4.4 | 4.2 | 4.0 | 3.8 |
| 28.0 | | | | | | | | 3.8 | 3.7 | 3.4 | 3.4 |
| 30.0 | | | | | | | | 3.3 | 3.2 | 2.9 | 2.9 |
| 32.0 | | | | | | | | | 2.8 | 2.5 | 2.5 |
| 34.0 | | | | | | | | | 2.4 | 2.2 | 2.2 |
| 36.0 | | | | | | | | | | 1.9 | 1.8 |
| 38.0 | | | | | | | | | | 1.6 | 1.6 |
| 40.0 | | | | | | | | | | | 1.3 |



|  m | 11.0 m* | 11.0 m | 14.8 m | 18.7 m | 22.5 m | 26.3 m | 30.1 m | 34.0 m | 37.8 m | 41.6 m | 44.0 m |
|--|---------|--------|--------|--------|--------|--------|--------|--------|--------|--------|--------|
| 2.5 | 70.0** | 58.0** | | | | | | | | | |
| 3.0 | 59.6** | 54.8** | 50.0 | 49.5 | | | | | | | |
| 3.5 | 54.8** | 50.0 | 47.0 | 45.3 | 42.3 | | | | | | |
| 4.0 | 47.8 | 44.7 | 43.4 | 42.0 | 41.2 | 30.0 | | | | | |
| 4.5 | 42.2 | 40.3 | 40.3 | 39.0 | 38.2 | 30.0 | 24.5 | | | | |
| 5.0 | 37.7 | 36.6 | 36.9 | 36.4 | 35.6 | 30.0 | 23.3 | 18.8 | | | |
| 6.0 | 30.9 | 30.7 | 31.0 | 30.8 | 30.8 | 28.8 | 21.1 | 18.8 | 14.2 | | |
| 7.0 | 26.0 | 26.1 | 26.3 | 26.3 | 26.3 | 26.4 | 19.2 | 17.7 | 14.2 | 10.8 | 9.6 |
| 8.0 | 22.4 | 22.5 | 22.7 | 23.0 | 22.7 | 22.9 | 17.9 | 16.3 | 14.2 | 10.8 | 9.6 |
| 9.0 | | | 19.8 | 20.1 | 20.3 | 19.8 | 16.7 | 15.0 | 13.8 | 10.8 | 9.6 |
| 10.0 | | | 17.8 | 17.8 | 18.0 | 17.2 | 15.7 | 13.9 | 12.9 | 10.8 | 9.6 |
| 11.0 | | | 15.2 | 15.5 | 15.4 | 15.1 | 14.8 | 13.0 | 12.1 | 10.8 | 9.6 |
| 12.0 | | | 13.1 | 13.4 | 13.3 | 13.0 | 13.2 | 12.1 | 11.3 | 10.4 | 9.0 |
| 14.0 | | | | 10.4 | 10.6 | 10.5 | 10.4 | 10.0 | 10.0 | 9.3 | 7.8 |
| 16.0 | | | | 8.4 | 8.5 | 8.6 | 8.3 | 8.5 | 8.2 | 8.1 | 6.9 |
| 18.0 | | | | | 7.2 | 7.1 | 7.2 | 6.9 | 6.9 | 6.6 | 6.1 |
| 20.0 | | | | | 6.1 | 5.9 | 6.0 | 5.8 | 5.7 | 5.5 | 5.3 |
| 22.0 | | | | | | 5.1 | 5.1 | 4.9 | 4.8 | 4.5 | 4.5 |
| 24.0 | | | | | | 4.4 | 4.4 | 4.2 | 4.1 | 3.8 | 3.8 |
| 26.0 | | | | | | | 3.8 | 3.6 | 3.5 | 3.2 | 3.2 |
| 28.0 | | | | | | | | 3.1 | 2.9 | 2.7 | 2.7 |
| 30.0 | | | | | | | | 2.7 | 2.5 | 2.3 | 2.3 |
| 32.0 | | | | | | | | | 2.2 | 1.9 | 1.9 |
| 34.0 | | | | | | | | | 1.9 | 1.6 | 1.6 |
| 36.0 | | | | | | | | | | 1.3 | 1.3 |
| 38.0 | | | | | | | | | | 1.1 | 1.1 |
| 40.0 | | | | | | | | | | | 0.9 |

* Over rear · Nach hinten · A l'arrière · Hacia atrás · Indietro · Назад

** With additional lifting equipment · Mit Zusatzhubausrüstung · Avec équipement de levage supplémentaire

Con equipamiento de elevación adicional · Con attrezzaggio di sollevamento supplementare · С дополнительным подъемным оборудованием

Operation · Einsatz · Utilisation
 Uso · Эксплуатация



| ↙ m | 11.0 m* | 11.0 m | 14.8 m | 18.7 m | 22.5 m | 26.3 m | 30.1 m | 34.0 m | 37.8 m | 41.6 m | 44.0 m |
|------|---------|--------|--------|--------|--------|--------|--------|--------|--------|--------|--------|
| 2.5 | 70.0** | 58.0** | | | | | | | | | |
| 3.0 | 59.6** | 54.8** | 50.0 | 49.5 | | | | | | | |
| 3.5 | 54.2** | 49.5 | 47.0 | 45.3 | 42.3 | | | | | | |
| 4.0 | 47.1 | 44.3 | 43.4 | 42.0 | 41.2 | 30.0 | | | | | |
| 4.5 | 41.6 | 39.9 | 39.9 | 39.0 | 38.2 | 30.0 | 24.5 | | | | |
| 5.0 | 37.2 | 36.2 | 36.5 | 36.2 | 35.6 | 30.0 | 23.3 | 18.8 | | | |
| 6.0 | 30.5 | 30.4 | 30.6 | 30.7 | 30.4 | 28.8 | 21.1 | 18.8 | 14.2 | | |
| 7.0 | 25.7 | 25.7 | 25.9 | 26.0 | 26.0 | 26.2 | 19.2 | 17.7 | 14.2 | 10.8 | 9.6 |
| 8.0 | 22.1 | 22.1 | 22.3 | 22.6 | 22.4 | 22.2 | 17.9 | 16.3 | 14.2 | 10.8 | 9.6 |
| 9.0 | | | 19.5 | 19.8 | 20.0 | 18.9 | 16.7 | 15.0 | 13.8 | 10.8 | 9.6 |
| 10.0 | | | 17.0 | 17.4 | 17.3 | 16.4 | 15.7 | 13.9 | 12.9 | 10.8 | 9.6 |
| 11.0 | | | 14.4 | 14.8 | 14.7 | 14.4 | 14.1 | 13.0 | 12.1 | 10.8 | 9.6 |
| 12.0 | | | 12.4 | 12.7 | 12.7 | 12.7 | 12.7 | 11.9 | 11.3 | 10.4 | 9.0 |
| 14.0 | | | | 9.9 | 10.1 | 10.2 | 9.8 | 9.7 | 9.5 | 9.3 | 7.8 |
| 16.0 | | | | 7.9 | 8.3 | 8.2 | 8.0 | 8.0 | 7.9 | 7.7 | 6.9 |
| 18.0 | | | | | 6.8 | 6.7 | 6.8 | 6.5 | 6.5 | 6.2 | 6.1 |
| 20.0 | | | | | 5.7 | 5.7 | 5.7 | 5.4 | 5.4 | 5.1 | 5.1 |
| 22.0 | | | | | | 4.8 | 4.8 | 4.6 | 4.5 | 4.2 | 4.2 |
| 24.0 | | | | | | | 4.1 | 4.1 | 3.9 | 3.8 | 3.5 |
| 26.0 | | | | | | | | 3.5 | 3.3 | 3.2 | 3.0 |
| 28.0 | | | | | | | | | 2.9 | 2.7 | 2.5 |
| 30.0 | | | | | | | | | 2.5 | 2.3 | 2.1 |
| 32.0 | | | | | | | | | | 2.0 | 1.7 |
| 34.0 | | | | | | | | | | 1.7 | 1.4 |
| 36.0 | | | | | | | | | | | 1.1 |
| 38.0 | | | | | | | | | | | 0.9 |
| 40.0 | | | | | | | | | | | 0.7 |



| ↙ m | 11.0 m* | 11.0 m | 14.8 m | 18.7 m | 22.5 m | 26.3 m | 30.1 m | 34.0 m | 37.8 m | 41.6 m | 44.0 m |
|------|---------|--------|--------|--------|--------|--------|--------|--------|--------|--------|--------|
| 2.5 | 70.0** | 58.0** | | | | | | | | | |
| 3.0 | 59.6** | 54.8** | 50.0 | 49.4 | | | | | | | |
| 3.5 | 53.7** | 49.2 | 46.9 | 45.3 | 42.3 | | | | | | |
| 4.0 | 46.7 | 44.0 | 43.3 | 42.0 | 41.1 | 30.0 | | | | | |
| 4.5 | 41.2 | 39.6 | 39.8 | 39.0 | 38.2 | 30.0 | 24.5 | | | | |
| 5.0 | 36.8 | 35.9 | 36.2 | 35.9 | 35.6 | 30.0 | 23.3 | 18.8 | | | |
| 6.0 | 30.2 | 30.1 | 30.3 | 30.4 | 30.1 | 28.7 | 21.0 | 18.8 | 14.2 | | |
| 7.0 | 25.4 | 25.4 | 25.6 | 25.7 | 25.7 | 25.6 | 19.1 | 17.6 | 14.2 | 10.8 | 9.6 |
| 8.0 | 21.8 | 21.8 | 22.0 | 22.3 | 22.3 | 21.4 | 17.8 | 16.2 | 14.2 | 10.8 | 9.6 |
| 9.0 | | | 19.3 | 19.5 | 19.5 | 18.3 | 16.7 | 15.0 | 13.8 | 10.8 | 9.6 |
| 10.0 | | | 16.4 | 16.8 | 16.7 | 15.8 | 15.4 | 13.9 | 12.8 | 10.8 | 9.6 |
| 11.0 | | | 13.9 | 14.2 | 14.1 | 13.8 | 13.6 | 12.9 | 12.1 | 10.8 | 9.6 |
| 12.0 | | | 12.0 | 12.3 | 12.2 | 12.2 | 12.3 | 11.4 | 11.3 | 10.3 | 8.9 |
| 14.0 | | | | 9.4 | 9.6 | 9.8 | 9.4 | 9.6 | 9.1 | 8.9 | 7.8 |
| 16.0 | | | | 7.6 | 7.9 | 7.8 | 7.9 | 7.7 | 7.6 | 7.3 | 6.8 |
| 18.0 | | | | | 6.5 | 6.4 | 6.5 | 6.3 | 6.2 | 5.9 | 5.9 |
| 20.0 | | | | | 5.5 | 5.4 | 5.4 | 5.2 | 5.1 | 4.8 | 4.8 |
| 22.0 | | | | | | 4.5 | 4.5 | 4.4 | 4.2 | 4.0 | 4.0 |
| 24.0 | | | | | | | 3.9 | 3.7 | 3.5 | 3.3 | 3.3 |
| 26.0 | | | | | | | | 3.3 | 3.1 | 3.0 | 2.7 |
| 28.0 | | | | | | | | | 2.6 | 2.5 | 2.3 |
| 30.0 | | | | | | | | | 2.3 | 2.1 | 1.9 |
| 32.0 | | | | | | | | | | 1.8 | 1.5 |
| 34.0 | | | | | | | | | | 1.5 | 1.2 |
| 36.0 | | | | | | | | | | | 1.0 |
| 38.0 | | | | | | | | | | | 0.8 |
| 40.0 | | | | | | | | | | | 0.7 |

* Over rear · Nach hinten · A l'arrière · Hacia atrás · Indietro · Назад

** With additional lifting equipment · Mit Zusatzhubausrüstung · Avec équipement de levage supplémentaire

Con equipamiento de elevación adicional · Con attrezzaggio di sollevamento supplementare · С дополнительным подъемным оборудованием



| → m | 11.0 m* | 11.0 m | 14.8 m | 18.7 m | 22.5 m | 26.3 m | 30.1 m | 34.0 m | 37.8 m | 41.6 m | 44.0 m |
|------|---------|--------|--------|--------|--------|--------|--------|--------|--------|--------|--------|
| 2.5 | 70.0** | 58.0** | | | | | | | | | |
| 3.0 | 59.6** | 54.8** | 50.0 | 49.4 | | | | | | | |
| 3.5 | 52.8** | 48.6 | 46.9 | 45.3 | 42.3 | | | | | | |
| 4.0 | 45.9 | 43.4 | 43.3 | 42.0 | 41.1 | 30.0 | | | | | |
| 4.5 | 40.5 | 39.1 | 39.3 | 39.0 | 38.2 | 30.0 | 24.5 | | | | |
| 5.0 | 36.1 | 35.4 | 35.7 | 35.4 | 35.5 | 30.0 | 23.3 | 18.8 | | | |
| 6.0 | 29.6 | 29.6 | 29.8 | 29.9 | 29.7 | 28.7 | 21.0 | 18.8 | 14.2 | | |
| 7.0 | 24.9 | 24.9 | 25.1 | 25.2 | 25.1 | 24.1 | 19.1 | 17.6 | 14.2 | 10.8 | 9.6 |
| 8.0 | 21.4 | 21.4 | 21.6 | 21.9 | 21.6 | 20.1 | 17.8 | 16.2 | 14.2 | 10.8 | 9.6 |
| 9.0 | | | 18.6 | 18.9 | 18.3 | 17.1 | 16.6 | 15.0 | 13.8 | 10.8 | 9.6 |
| 10.0 | | | 15.4 | 15.7 | 15.6 | 14.8 | 14.4 | 13.6 | 12.8 | 10.8 | 9.6 |
| 11.0 | | | 13.0 | 13.3 | 13.2 | 13.3 | 12.9 | 12.0 | 11.8 | 10.8 | 9.6 |
| 12.0 | | | 11.1 | 11.4 | 11.7 | 11.7 | 11.5 | 10.8 | 10.5 | 10.2 | 8.9 |
| 14.0 | | | | 8.9 | 9.2 | 9.1 | 8.9 | 9.0 | 8.8 | 8.2 | 7.8 |
| 16.0 | | | | 7.0 | 7.4 | 7.3 | 7.4 | 7.2 | 7.0 | 6.8 | 6.7 |
| 18.0 | | | | | 6.0 | 6.0 | 6.0 | 5.8 | 5.7 | 5.4 | 5.4 |
| 20.0 | | | | | 5.0 | 4.9 | 5.0 | 4.8 | 4.7 | 4.4 | 4.4 |
| 22.0 | | | | | | 4.1 | 4.2 | 4.0 | 3.9 | 3.6 | 3.6 |
| 24.0 | | | | | | | 3.5 | 3.5 | 3.3 | 3.0 | 3.0 |
| 26.0 | | | | | | | | 3.0 | 2.8 | 2.4 | 2.4 |
| 28.0 | | | | | | | | | 2.4 | 2.2 | 2.0 |
| 30.0 | | | | | | | | | 2.0 | 1.9 | 1.6 |
| 32.0 | | | | | | | | | | 1.5 | 1.3 |
| 34.0 | | | | | | | | | | 1.3 | 1.0 |
| 36.0 | | | | | | | | | | | 0.8 |
| 38.0 | | | | | | | | | | | 0.5 |



| → m | 11.0 m* | 11.0 m | 14.8 m | 18.7 m | 22.5 m | 26.3 m | 30.1 m | 34.0 m | 37.8 m | 41.6 m | 44.0 m |
|------|---------|--------|--------|--------|--------|--------|--------|--------|--------|--------|--------|
| 2.5 | 70.0** | 58.0** | | | | | | | | | |
| 3.0 | 59.6** | 54.2** | 50.0 | 49.5 | | | | | | | |
| 3.5 | 51.6 | 47.9 | 47.0 | 45.3 | 42.3 | | | | | | |
| 4.0 | 44.8 | 42.8 | 42.7 | 42.0 | 41.2 | 30.0 | | | | | |
| 4.5 | 39.5 | 38.4 | 38.7 | 38.4 | 38.2 | 30.0 | 24.5 | | | | |
| 5.0 | 35.3 | 34.8 | 35.1 | 34.8 | 34.9 | 30.0 | 23.3 | 18.8 | | | |
| 6.0 | 28.9 | 28.9 | 29.2 | 29.2 | 28.6 | 27.5 | 21.1 | 18.8 | 14.2 | | |
| 7.0 | 24.3 | 24.4 | 24.6 | 24.6 | 24.0 | 22.2 | 19.2 | 17.7 | 14.2 | 10.8 | 9.6 |
| 8.0 | 20.1 | 20.4 | 20.8 | 20.7 | 19.9 | 18.5 | 17.9 | 16.3 | 14.2 | 10.8 | 9.6 |
| 9.0 | | | 17.1 | 17.5 | 16.9 | 15.7 | 15.5 | 14.4 | 13.7 | 10.8 | 9.6 |
| 10.0 | | | 14.1 | 14.5 | 14.4 | 14.0 | 13.5 | 12.5 | 12.2 | 10.8 | 9.6 |
| 11.0 | | | 11.9 | 12.2 | 12.5 | 12.5 | 11.8 | 11.5 | 10.9 | 10.4 | 9.6 |
| 12.0 | | | 10.2 | 10.5 | 10.7 | 10.9 | 10.5 | 10.3 | 9.9 | 9.3 | 9.0 |
| 14.0 | | | | 8.1 | 8.5 | 8.3 | 8.5 | 8.3 | 8.0 | 7.5 | 7.3 |
| 16.0 | | | | 6.4 | 6.7 | 6.7 | 6.7 | 6.5 | 6.4 | 6.1 | 6.0 |
| 18.0 | | | | | 5.5 | 5.4 | 5.5 | 5.3 | 5.1 | 4.9 | 4.9 |
| 20.0 | | | | | 4.6 | 4.5 | 4.5 | 4.3 | 4.2 | 3.9 | 3.9 |
| 22.0 | | | | | | 3.7 | 3.7 | 3.6 | 3.4 | 3.2 | 3.2 |
| 24.0 | | | | | | | 3.2 | 3.1 | 3.0 | 2.8 | 2.6 |
| 26.0 | | | | | | | | 2.7 | 2.5 | 2.3 | 2.1 |
| 28.0 | | | | | | | | | 2.1 | 1.9 | 1.7 |
| 30.0 | | | | | | | | | 1.7 | 1.6 | 1.3 |
| 32.0 | | | | | | | | | | 1.3 | 1.0 |
| 34.0 | | | | | | | | | | 1.0 | 0.8 |
| 36.0 | | | | | | | | | | | 0.5 |

* Over rear · Nach hinten · A l'arrière · Hacia atrás · Indietro · Назад

** With additional lifting equipment · Mit Zusatzhubausrüstung · Avec équipement de levage supplémentaire

Con equipamiento de elevación adicional · Con attrezzaggio di sollevamento supplementare · С дополнительным подъемным оборудованием

Operation · Einsatz · Utilisation
 Uso · Эксплуатация



| Height (m) | 11.0 m* | 11.0 m | 14.8 m | 18.7 m | 22.5 m | 26.3 m | 30.1 m | 34.0 m | 37.8 m | 41.6 m | 44.0 m |
|------------|---------|--------|--------|--------|--------|--------|--------|--------|--------|--------|--------|
| 2.5 | 70.0** | 58.0** | | | | | | | | | |
| 3.0 | 59.5** | 53.6** | 50.0 | 49.5 | | | | | | | |
| 3.5 | 50.6 | 47.3 | 47.0 | 45.3 | 42.3 | | | | | | |
| 4.0 | 44.0 | 42.2 | 42.4 | 42.0 | 41.2 | 30.0 | | | | | |
| 4.5 | 38.8 | 37.9 | 38.2 | 37.8 | 38.0 | 30.0 | 24.5 | | | | |
| 5.0 | 34.6 | 34.3 | 34.5 | 34.2 | 34.3 | 30.0 | 23.3 | 18.8 | | | |
| 6.0 | 28.3 | 28.4 | 28.6 | 28.7 | 27.0 | 25.7 | 21.1 | 18.8 | 14.2 | | |
| 7.0 | 23.8 | 23.9 | 24.1 | 23.5 | 22.4 | 20.7 | 19.2 | 17.7 | 14.2 | 10.8 | 9.6 |
| 8.0 | 18.8 | 19.0 | 19.9 | 19.7 | 18.5 | 17.2 | 16.6 | 15.6 | 14.2 | 10.8 | 9.6 |
| 9.0 | | | 15.9 | 16.2 | 15.7 | 15.0 | 14.4 | 13.3 | 13.0 | 10.8 | 9.6 |
| 10.0 | | | 13.1 | 13.4 | 13.5 | 13.4 | 12.5 | 12.2 | 11.6 | 10.8 | 9.6 |
| 11.0 | | | 11.0 | 11.3 | 11.6 | 11.7 | 11.0 | 10.7 | 10.3 | 9.6 | 9.4 |
| 12.0 | | | 9.4 | 9.8 | 10.2 | 10.1 | 10.1 | 9.6 | 9.2 | 8.5 | 8.4 |
| 14.0 | | | | 7.4 | 7.8 | 7.8 | 7.8 | 7.6 | 7.4 | 6.8 | 6.7 |
| 16.0 | | | | 5.8 | 6.2 | 6.1 | 6.2 | 6.0 | 5.8 | 5.6 | 5.5 |
| 18.0 | | | | | 5.0 | 5.0 | 5.0 | 4.8 | 4.7 | 4.4 | 4.4 |
| 20.0 | | | | | 4.1 | 4.1 | 4.1 | 3.9 | 3.8 | 3.5 | 3.5 |
| 22.0 | | | | | | 3.4 | 3.4 | 3.2 | 3.1 | 2.8 | 2.8 |
| 24.0 | | | | | | | 2.8 | 2.6 | 2.5 | 2.2 | 2.2 |
| 26.0 | | | | | | | | 2.2 | 2.0 | 1.8 | 1.8 |
| 28.0 | | | | | | | | | 1.8 | 1.6 | 1.4 |
| 30.0 | | | | | | | | | 1.4 | 1.3 | 1.1 |
| 32.0 | | | | | | | | | | 1.0 | 0.8 |
| 34.0 | | | | | | | | | | 0.8 | 0.5 |




| Height (m) | 11.0 m* | 11.0 m | 14.8 m | 18.7 m | 22.5 m | 26.3 m | 30.1 m | 34.0 m | 37.8 m | 41.6 m | 44.0 m |
|------------|---------|--------|--------|--------|--------|--------|--------|--------|--------|--------|--------|
| 2.5 | 70.0** | 58.0** | | | | | | | | | |
| 3.0 | 58.8** | 53.2** | 50.0 | 49.5 | | | | | | | |
| 3.5 | 50.0 | 46.9 | 46.9 | 45.3 | 42.3 | | | | | | |
| 4.0 | 43.4 | 41.8 | 42.1 | 41.8 | 41.2 | 30.0 | | | | | |
| 4.5 | 38.3 | 37.5 | 37.8 | 37.5 | 37.6 | 30.0 | 24.5 | | | | |
| 5.0 | 34.2 | 33.9 | 34.2 | 34.2 | 33.1 | 30.0 | 23.3 | 18.8 | | | |
| 6.0 | 28.0 | 28.0 | 28.3 | 27.8 | 26.7 | 24.5 | 21.1 | 18.8 | 14.2 | | |
| 7.0 | 23.1 | 23.6 | 23.5 | 22.5 | 21.4 | 19.7 | 18.9 | 17.7 | 14.2 | 10.8 | 9.6 |
| 8.0 | 18.0 | 18.0 | 18.9 | 18.8 | 17.7 | 16.8 | 16.0 | 14.8 | 14.0 | 10.8 | 9.6 |
| 9.0 | | | 15.1 | 15.5 | 14.9 | 14.4 | 13.7 | 13.2 | 12.3 | 10.8 | 9.6 |
| 10.0 | | | 12.4 | 12.7 | 13.0 | 12.8 | 11.9 | 11.6 | 11.1 | 10.3 | 9.6 |
| 11.0 | | | 10.4 | 10.8 | 11.3 | 11.1 | 10.8 | 10.3 | 9.8 | 9.1 | 8.9 |
| 12.0 | | | 8.9 | 9.3 | 9.7 | 9.5 | 9.7 | 9.1 | 8.7 | 8.0 | 7.9 |
| 14.0 | | | | 7.0 | 7.4 | 7.3 | 7.4 | 7.2 | 6.9 | 6.4 | 6.3 |
| 16.0 | | | | 5.5 | 5.8 | 5.8 | 5.8 | 5.6 | 5.5 | 5.2 | 5.1 |
| 18.0 | | | | | 4.7 | 4.6 | 4.7 | 4.5 | 4.4 | 4.1 | 4.1 |
| 20.0 | | | | | 3.9 | 3.8 | 3.8 | 3.6 | 3.5 | 3.2 | 3.2 |
| 22.0 | | | | | | 3.1 | 3.1 | 2.9 | 2.8 | 2.6 | 2.6 |
| 24.0 | | | | | | | 2.6 | 2.4 | 2.3 | 2.0 | 2.0 |
| 26.0 | | | | | | | | 2.1 | 2.0 | 1.8 | 1.6 |
| 28.0 | | | | | | | | | 1.6 | 1.4 | 1.2 |
| 30.0 | | | | | | | | | 1.3 | 1.1 | 0.9 |
| 32.0 | | | | | | | | | | 0.9 | 0.6 |
| 34.0 | | | | | | | | | | 0.6 | 0.6 |

* Over rear · Nach hinten · A l'arrière · Hacia atrás · Indietro · Назад


** With additional lifting equipment · Mit Zusatzhubausrüstung · Avec équipement de levage supplémentaire

Con equipamiento de elevación adicional · Con attrezzaggio di sollevamento supplementare · С дополнительным подъемным оборудованием



|  m | 11.0 m* | 11.0 m | 14.8 m | 18.7 m | 22.5 m | 26.3 m | 30.1 m | 34.0 m | 37.8 m | 41.6 m | 44.0 m |
|--|---------|--------|--------|--------|--------|--------|--------|--------|--------|--------|--------|
| 2.5 | 70.0** | 58.0** | | | | | | | | | |
| 3.0 | 58.0** | 52.7** | 50.0 | 49.5 | | | | | | | |
| 3.5 | 49.4 | 46.5 | 46.4 | 45.3 | 42.3 | | | | | | |
| 4.0 | 42.9 | 41.4 | 41.7 | 41.3 | 41.2 | 30.0 | | | | | |
| 4.5 | 37.8 | 37.1 | 37.4 | 37.1 | 36.7 | 30.0 | 24.5 | | | | |
| 5.0 | 33.7 | 33.5 | 33.8 | 33.8 | 31.7 | 30.0 | 23.3 | 18.8 | | | |
| 6.0 | 27.6 | 27.6 | 27.9 | 26.6 | 25.4 | 23.2 | 21.1 | 18.8 | 14.2 | | |
| 7.0 | 22.0 | 22.4 | 22.3 | 21.7 | 20.3 | 18.7 | 18.0 | 16.7 | 14.2 | 10.8 | 9.6 |
| 8.0 | 17.1 | 17.0 | 17.9 | 17.8 | 16.7 | 15.9 | 15.2 | 14.2 | 13.6 | 10.8 | 9.6 |
| 9.0 | | | 14.2 | 14.6 | 14.5 | 14.0 | 12.9 | 12.6 | 12.0 | 10.8 | 9.6 |
| 10.0 | | | 11.7 | 12.0 | 12.3 | 12.1 | 11.5 | 11.0 | 10.4 | 9.7 | 9.5 |
| 11.0 | | | 9.8 | 10.2 | 10.6 | 10.5 | 10.3 | 9.7 | 9.2 | 8.5 | 8.3 |
| 12.0 | | | 8.3 | 8.7 | 9.1 | 9.1 | 9.1 | 8.6 | 8.1 | 7.5 | 7.4 |
| 14.0 | | | | 6.6 | 6.9 | 6.9 | 6.9 | 6.7 | 6.5 | 6.0 | 5.9 |
| 16.0 | | | | 5.1 | 5.4 | 5.4 | 5.4 | 5.2 | 5.1 | 4.8 | 4.7 |
| 18.0 | | | | | 4.4 | 4.3 | 4.3 | 4.2 | 4.0 | 3.8 | 3.8 |
| 20.0 | | | | | 3.6 | 3.5 | 3.5 | 3.3 | 3.2 | 3.0 | 3.0 |
| 22.0 | | | | | | 2.8 | 2.9 | 2.7 | 2.6 | 2.3 | 2.3 |
| 24.0 | | | | | | | 2.4 | 2.3 | 2.2 | 2.0 | 1.8 |
| 26.0 | | | | | | | | 1.9 | 1.7 | 1.6 | 1.4 |
| 28.0 | | | | | | | | | 1.4 | 1.3 | 1.0 |
| 30.0 | | | | | | | | | 1.1 | 1.0 | 0.7 |
| 32.0 | | | | | | | | | | 0.7 | |



|  m | 11.0 m* | 11.0 m | 14.8 m | 18.7 m | 22.5 m | 26.3 m | 30.1 m | 34.0 m | 37.8 m | 41.6 m | 44.0 m |
|--|---------|--------|--------|--------|--------|--------|--------|--------|--------|--------|--------|
| 2.5 | 67.0** | 58.0** | | | | | | | | | |
| 3.0 | 55.5** | 51.2 | 48.3 | 48.3 | | | | | | | |
| 3.5 | 47.2 | 45.0 | 44.9 | 44.7 | 40.8 | | | | | | |
| 4.0 | 41.0 | 39.9 | 40.2 | 39.9 | 37.1 | 29.0 | | | | | |
| 4.5 | 36.1 | 35.7 | 36.0 | 35.0 | 31.4 | 29.0 | 23.6 | | | | |
| 5.0 | 32.2 | 32.2 | 32.4 | 29.2 | 27.6 | 24.8 | 22.3 | 18.1 | | | |
| 6.0 | 25.4 | 24.1 | 23.6 | 22.6 | 20.9 | 19.5 | 18.3 | 16.7 | 13.7 | | |
| 7.0 | 18.6 | 16.8 | 17.8 | 17.8 | 16.9 | 16.2 | 14.8 | 14.2 | 13.1 | 10.4 | 9.3 |
| 8.0 | 14.3 | 12.6 | 13.5 | 13.8 | 14.2 | 13.4 | 12.9 | 12.0 | 11.3 | 10.4 | 9.3 |
| 9.0 | | | 10.6 | 11.1 | 11.5 | 11.4 | 11.0 | 10.2 | 9.6 | 8.9 | 8.7 |
| 10.0 | | | 8.6 | 9.0 | 9.5 | 9.4 | 9.5 | 8.8 | 8.3 | 7.7 | 7.5 |
| 11.0 | | | 7.1 | 7.5 | 7.9 | 7.9 | 7.9 | 7.7 | 7.3 | 6.7 | 6.5 |
| 12.0 | | | 5.9 | 6.3 | 6.7 | 6.7 | 6.7 | 6.5 | 6.4 | 5.8 | 5.7 |
| 14.0 | | | | 4.6 | 5.0 | 5.0 | 5.0 | 4.8 | 4.7 | 4.4 | 4.4 |
| 16.0 | | | | 3.5 | 3.8 | 3.8 | 3.8 | 3.6 | 3.5 | 3.3 | 3.3 |
| 18.0 | | | | | 3.0 | 2.9 | 3.0 | 2.8 | 2.6 | 2.4 | 2.4 |
| 20.0 | | | | | 2.3 | 2.3 | 2.3 | 2.1 | 2.0 | 1.8 | 1.8 |
| 22.0 | | | | | | 1.8 | 1.8 | 1.6 | 1.5 | 1.3 | 1.3 |
| 24.0 | | | | | | | 1.4 | 1.4 | 1.2 | 1.1 | 0.8 |
| 26.0 | | | | | | | | 1.1 | 0.9 | 0.7 | |
| 28.0 | | | | | | | | | 0.6 | | |

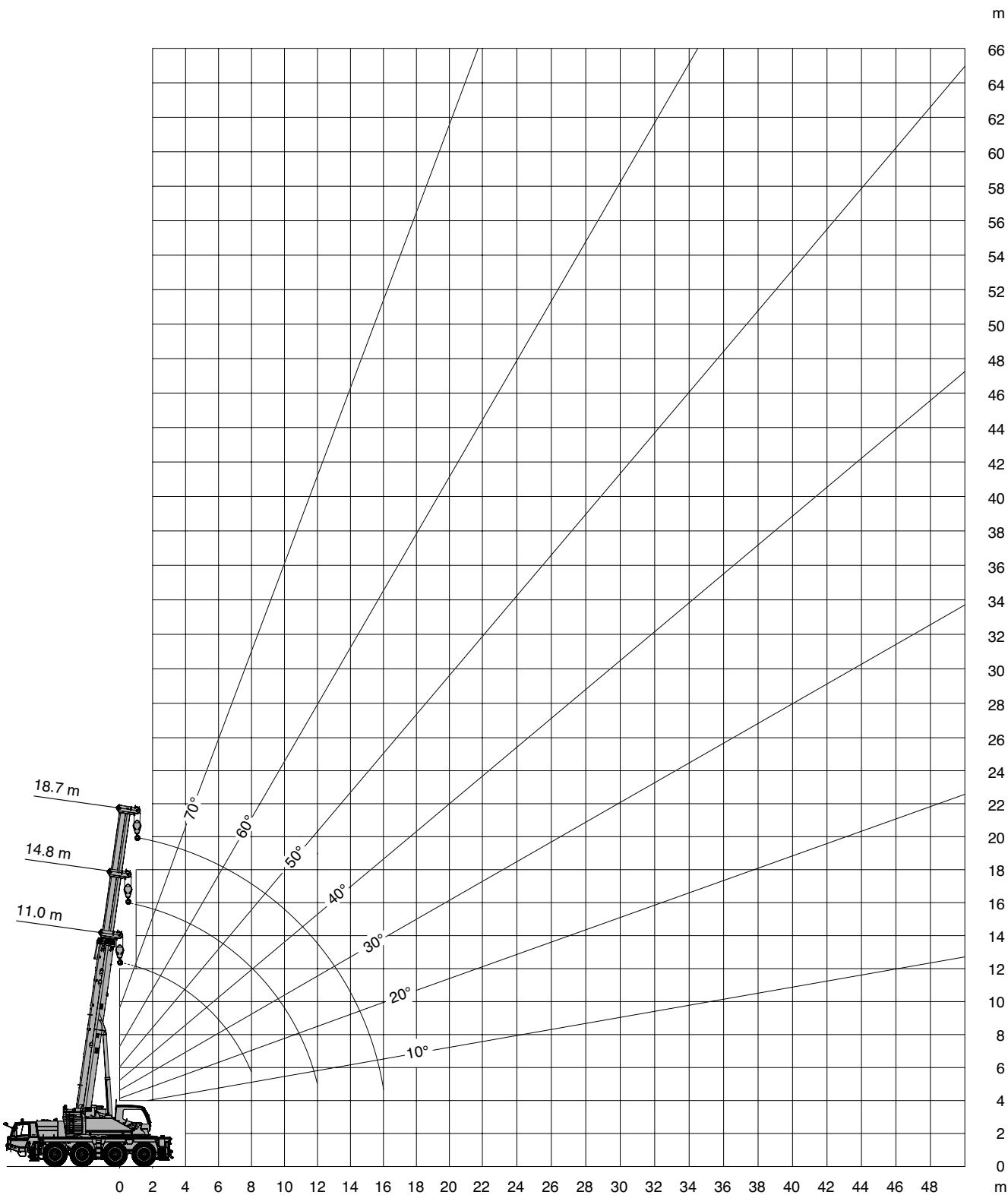
* Over rear · Nach hinten · A l'arrière · Hacia atrás · Indietro · Назад

** With additional lifting equipment · Mit Zusatzhubausrüstung · Avec équipement de levage supplémentaire

Con equipamiento de elevación adicional · Con attrezzaggio di sollevamento supplementare · С дополнительным подъемным оборудованием


Operation · Einsatz · Utilisation
 Uso · Эксплуатация

Working range · Arbeitsbereich · Rayon de travail
 Zona de trabajo · Area di lavoro · Рабочая зона




Lifting capacities · Traglasten · Charges de levage
 Cargas · Portate · Грузоподъемность


 11 – 18.7 m   **16.5t** **DIN/ISO/EN**

|  m | 11.0 m | 14.8 m | 18.7 m |
|--|--------|--------|--------|
| 3.0 | 21.1 | 21.4 | 21.6 |
| 3.5 | 19.2 | 19.5 | 19.7 |
| 4.0 | 17.6 | 17.9 | 18.1 |
| 4.5 | 16.1 | 16.5 | 16.7 |
| 5.0 | 14.9 | 15.3 | 15.5 |
| 6.0 | 12.8 | 13.2 | 13.2 |
| 7.0 | 10.4 | 10.9 | 11.2 |
| 8.0 | 8.5 | 9.0 | 9.3 |
| 9.0 | | 7.6 | 7.9 |
| 10.0 | | 6.4 | 6.7 |
| 11.0 | | 5.5 | 5.8 |
| 12.0 | | 4.8 | 5.0 |
| 14.0 | | | 3.9 |
| 16.0 | | | 3.0 |


 11 – 18.7 m   **12.2t** **DIN/ISO/EN**

|  m | 11.0 m | 14.8 m | 18.7 m |
|---|--------|--------|--------|
| 3.0 | 21.3 | 21.6 | 21.5 |
| 3.5 | 19.3 | 19.7 | 18.9 |
| 4.0 | 17.7 | 17.7 | 16.7 |
| 4.5 | 16.3 | 15.7 | 15.0 |
| 5.0 | 14.5 | 14.1 | 13.5 |
| 6.0 | 11.1 | 11.6 | 11.2 |
| 7.0 | 8.9 | 9.4 | 9.5 |
| 8.0 | 7.2 | 7.7 | 8.0 |
| 9.0 | | 6.4 | 6.7 |
| 10.0 | | 5.4 | 5.7 |
| 11.0 | | 4.6 | 4.9 |
| 12.0 | | 3.9 | 4.2 |
| 14.0 | | | 3.1 |
| 16.0 | | | 2.4 |


 11 – 18.7 m   **10.2t** **DIN/ISO/EN**

|  m | 11.0 m | 14.8 m | 18.7 m |
|--|--------|--------|--------|
| 3.0 | 21.3 | 21.5 | 19.9 |
| 3.5 | 19.4 | 18.6 | 17.5 |
| 4.0 | 17.2 | 16.4 | 15.5 |
| 4.5 | 15.2 | 14.5 | 13.8 |
| 5.0 | 13.3 | 13.0 | 12.5 |
| 6.0 | 10.2 | 10.6 | 10.3 |
| 7.0 | 8.1 | 8.6 | 8.7 |
| 8.0 | 6.5 | 7.0 | 7.3 |
| 9.0 | | 5.8 | 6.1 |
| 10.0 | | 4.9 | 5.2 |
| 11.0 | | 4.1 | 4.4 |
| 12.0 | | 3.5 | 3.7 |
| 14.0 | | | 2.8 |
| 16.0 | | | 2.1 |


 11 – 18.7 m   **6.9t** **DIN/ISO/EN**

|  m | 11.0 m | 14.8 m | 18.7 m |
|---|--------|--------|--------|
| 3.0 | 20.0 | 18.7 | 17.4 |
| 3.5 | 17.1 | 16.1 | 15.2 |
| 4.0 | 14.8 | 14.1 | 13.4 |
| 4.5 | 13.0 | 12.5 | 11.9 |
| 5.0 | 11.4 | 11.2 | 10.7 |
| 6.0 | 8.6 | 9.0 | 8.8 |
| 7.0 | 6.7 | 7.3 | 7.4 |
| 8.0 | 5.3 | 5.9 | 6.2 |
| 9.0 | | 4.8 | 5.1 |
| 10.0 | | 4.0 | 4.2 |
| 11.0 | | 3.3 | 3.6 |
| 12.0 | | 2.7 | 3.0 |
| 14.0 | | | 2.1 |
| 16.0 | | | 1.5 |

 11 – 18.7 m   **4.4t** **DIN/ISO/EN**

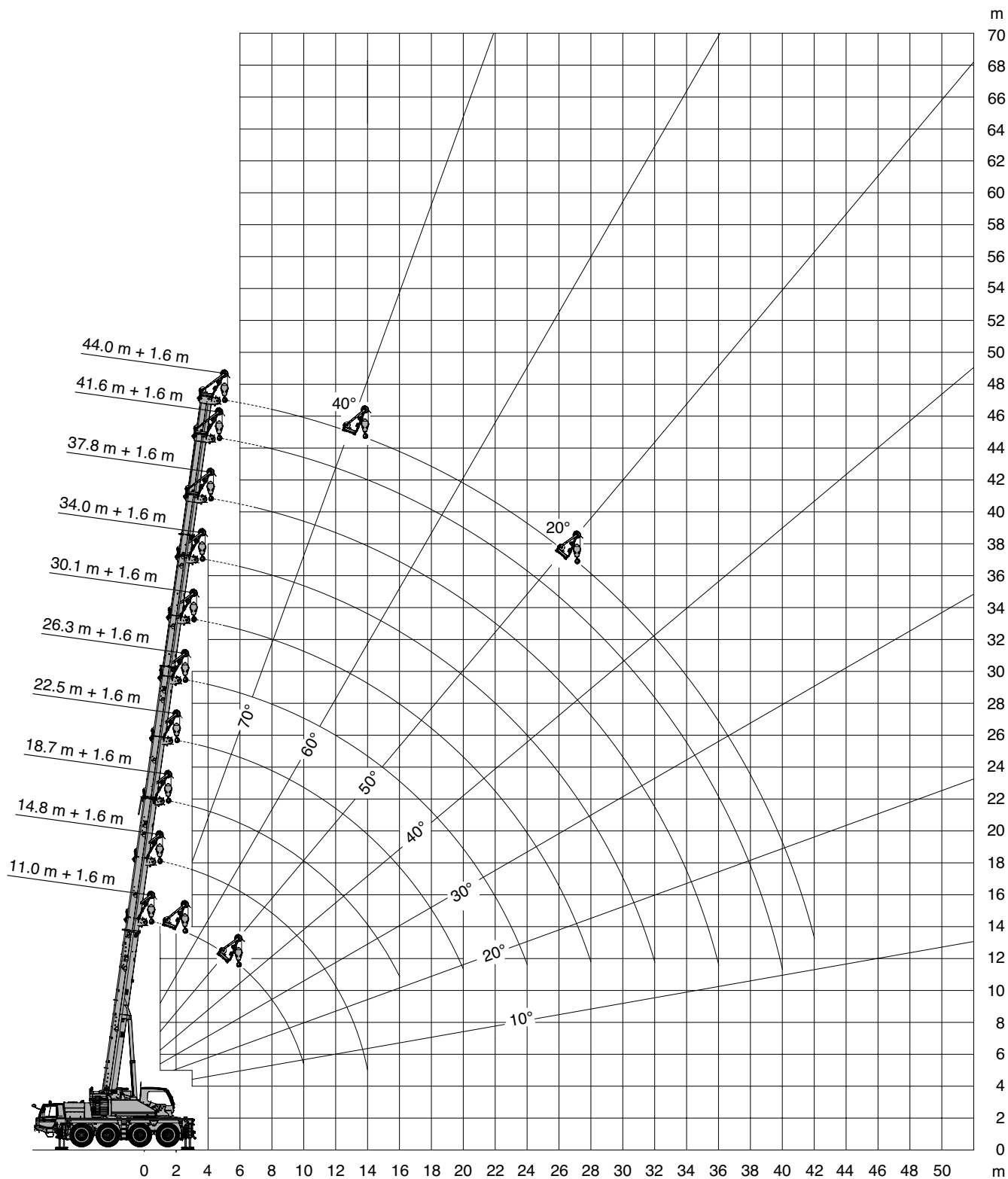
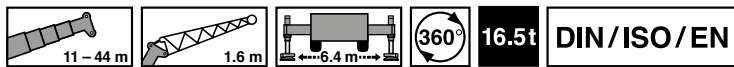
|  m | 11.0 m | 14.8 m | 18.7 m |
|--|--------|--------|--------|
| 3.0 | 17.8 | 16.6 | 15.5 |
| 3.5 | 15.1 | 14.3 | 13.5 |
| 4.0 | 13.0 | 12.5 | 11.9 |
| 4.5 | 11.4 | 11.0 | 10.5 |
| 5.0 | 10.0 | 9.8 | 9.4 |
| 6.0 | 7.5 | 7.9 | 7.7 |
| 7.0 | 5.7 | 6.3 | 6.4 |
| 8.0 | 4.5 | 5.0 | 5.3 |
| 9.0 | | 4.1 | 4.3 |
| 10.0 | | 3.3 | 3.6 |
| 11.0 | | 2.7 | 3.0 |
| 12.0 | | 2.2 | 2.4 |
| 14.0 | | | 1.6 |
| 16.0 | | | 1.1 |

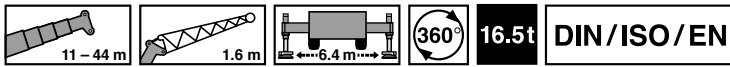
 11 – 18.7 m   **0t** **DIN/ISO/EN**


|  m | 11.0 m | 14.8 m | 18.7 m |
|---|--------|--------|--------|
| 3.0 | 13.8 | 13.0 | 12.1 |
| 3.5 | 11.6 | 11.1 | 10.5 |
| 4.0 | 9.9 | 9.6 | 9.2 |
| 4.5 | 8.5 | 8.4 | 8.1 |
| 5.0 | 7.1 | 7.4 | 7.2 |
| 6.0 | 5.1 | 5.7 | 5.7 |
| 7.0 | 3.7 | 4.3 | 4.6 |
| 8.0 | 2.7 | 3.3 | 3.6 |
| 9.0 | | 2.5 | 2.8 |
| 10.0 | | 1.9 | 2.2 |
| 11.0 | | 1.4 | 1.7 |
| 12.0 | | 1.0 | 1.3 |
| 14.0 | | | 0.7 |

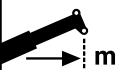
Operation · Einsatz · Utilisation
 Uso · Эксплуатация

Working range · Arbeitsbereich · Rayon de travail
 Zona de trabajo · Area di lavoro · Рабочая зона

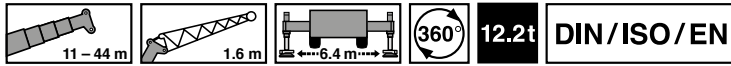




|  m | 11.0 m + 1.6 m | | | 14.8 m + 1.6 m | | | 18.7 m + 1.6 m | | | 22.5 m + 1.6 m | | |
|--|----------------|------|------|----------------|------|------|----------------|------|------|----------------|------|------|
| | 20° | 40° | 60° | 20° | 40° | 60° | 20° | 40° | 60° | 20° | 40° | 60° |
| 3.0 | | 26.1 | 26.1 | | | 26.1 | | | 26.1 | | | 26.1 |
| 3.5 | | 26.1 | 26.1 | | | 26.1 | | | 26.1 | | | 26.1 |
| 4.0 | | 26.1 | 26.1 | | | 26.1 | | | 26.1 | | | 26.1 |
| 4.5 | | 26.1 | 26.1 | | 26.1 | 26.1 | | | 26.1 | | | 26.1 |
| 5.0 | | 26.1 | 26.1 | | 26.1 | 26.1 | | | 26.1 | | | 26.1 |
| 6.0 | | 26.1 | 26.1 | | 26.1 | 26.1 | | 26.1 | 26.1 | | | 24.1 |
| 7.0 | 24.3 | 24.4 | 24.5 | | 24.2 | 24.3 | | 23.9 | 24.1 | | | 22.4 |
| 8.0 | 21.1 | 21.2 | 21.3 | | 21.0 | 21.1 | | 20.7 | 20.9 | | 21.0 | 20.9 |
| 9.0 | 18.6 | 18.7 | 18.7 | 18.3 | 18.4 | 18.5 | | 18.2 | 18.3 | | 18.4 | 18.5 |
| 10.0 | 16.5 | 16.6 | 16.6 | 16.2 | 16.3 | 16.4 | | 16.1 | 16.2 | | 16.3 | 16.4 |
| 11.0 | | | | 14.5 | 14.6 | 14.6 | | 14.3 | 14.4 | | 14.6 | 14.7 |
| 12.0 | | | | 13.0 | 13.1 | 13.1 | 12.7 | 12.8 | 12.9 | | 13.1 | 13.2 |
| 14.0 | | | | 10.0 | 10.6 | 10.1 | 10.4 | 10.5 | 10.5 | 10.6 | 10.7 | 10.8 |
| 16.0 | | | | | | | 8.7 | 8.7 | 8.7 | 8.9 | 8.9 | 9.0 |
| 18.0 | | | | | | | 5.8 | 6.2 | | 7.2 | 7.3 | 7.3 |
| 20.0 | | | | | | | | | | 5.9 | 6.0 | 6.0 |

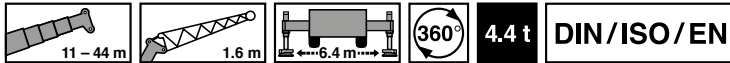
|  m | 26.3 m + 1.6 m | | | 30.1 m + 1.6 m | | | 37.8 m + 1.6 m | | | 44.0 m + 1.6 m | | |
|---|----------------|------|------|----------------|------|------|----------------|-----|------|----------------|-----|-----|
| | 20° | 40° | 60° | 20° | 40° | 60° | 20° | 40° | 60° | 20° | 40° | 60° |
| 4.0 | | | 21.9 | | | | | | | | | |
| 4.5 | | | 20.8 | | | | | | | | | |
| 5.0 | | | 19.8 | | | 15.6 | | | | | | |
| 6.0 | | | 17.9 | | | 14.6 | | | | | | |
| 7.0 | | | 16.4 | | | 13.8 | | | 10.8 | | | |
| 8.0 | | | 15.1 | | | 13.1 | | | 10.2 | | | 8.2 |
| 9.0 | | 14.0 | 14.0 | | | 12.5 | | | 9.6 | | | 7.8 |
| 10.0 | | 13.3 | 13.0 | | | 11.8 | | | 9.1 | | | 7.4 |
| 11.0 | | 12.7 | 12.2 | | 11.1 | 11.0 | | | 8.7 | | | 7.0 |
| 12.0 | | 12.2 | 11.7 | | 10.4 | 10.3 | | | 8.2 | | | 6.7 |
| 14.0 | | 11.0 | 10.9 | | 9.2 | 9.2 | | | 7.4 | | | 6.1 |
| 16.0 | | 9.2 | 9.3 | | 8.2 | 8.2 | | | 6.8 | | 5.6 | 5.6 |
| 18.0 | 7.6 | 7.6 | 7.7 | | 7.2 | 7.2 | | | 6.1 | | 5.2 | 5.2 |
| 20.0 | 6.2 | 6.3 | 6.4 | 5.9 | 5.9 | 6.0 | | | 5.5 | | 4.7 | 4.7 |
| 22.0 | 5.2 | 5.3 | 5.3 | 4.8 | 4.9 | 4.9 | | | 4.9 | | 4.1 | 4.1 |
| 24.0 | 4.4 | 4.4 | 4.4 | 4.0 | 4.1 | 4.1 | | | 4.2 | | 3.6 | 3.6 |
| 26.0 | | | | 3.3 | 3.4 | 3.4 | 3.4 | 3.5 | 3.5 | | 3.2 | 3.2 |
| 28.0 | | | | 2.8 | 2.8 | 2.8 | 2.9 | 2.9 | 2.9 | | 2.8 | 2.8 |
| 30.0 | | | | | | | 2.4 | 2.4 | 2.4 | 2.4 | 2.5 | 2.5 |
| 32.0 | | | | | | | 2.0 | 2.0 | 2.0 | 2.2 | 2.2 | 2.2 |
| 34.0 | | | | | | | 1.6 | 1.6 | 1.6 | 1.8 | 1.8 | 1.8 |
| 36.0 | | | | | | | 1.3 | 1.3 | 1.3 | 1.5 | 1.5 | 1.5 |
| 38.0 | | | | | | | | | | 1.2 | 1.2 | 1.2 |
| 40.0 | | | | | | | | | | 0.9 | 1.0 | 1.0 |
| 42.0 | | | | | | | | | | 0.7 | 0.7 | 0.7 |

Operation · Einsatz · Utilisation
 Uso · Эксплуатация



| m | 11.0 m + 1.6 m | | | 14.8 m + 1.6 m | | | 18.7 m + 1.6 m | | | 22.5 m + 1.6 m | | |
|------|----------------|------|------|----------------|------|------|----------------|------|------|----------------|------|------|
| | 20° | 40° | 60° | 20° | 40° | 60° | 20° | 40° | 60° | 20° | 40° | 60° |
| 3.0 | | 26.1 | 26.1 | | | 26.1 | | | 26.1 | | | |
| 3.5 | | 26.1 | 26.1 | | | 26.1 | | | 26.1 | 26.1 | | 26.1 |
| 4.0 | | 26.1 | 26.1 | | | 26.1 | | | 26.1 | 25.0 | | 25.0 |
| 4.5 | | 26.1 | 26.1 | | | 26.1 | | | 26.1 | 23.6 | | 23.6 |
| 5.0 | | 26.1 | 26.1 | | | 26.1 | | | 26.1 | 22.4 | | 22.4 |
| 6.0 | | 26.1 | 26.1 | | | 26.1 | | 26.1 | 26.1 | 20.3 | | 20.3 |
| 7.0 | 23.2 | 23.4 | 23.5 | | 23.2 | 23.3 | | 22.9 | 23.1 | 18.5 | | 18.5 |
| 8.0 | 20.2 | 20.3 | 20.4 | | 20.0 | 20.2 | | 19.8 | 19.9 | 16.9 | 17.1 | 20.0 |
| 9.0 | 17.7 | 17.8 | 17.8 | 17.4 | 17.5 | 17.6 | | 17.3 | 17.4 | 15.6 | 15.7 | 17.5 |
| 10.0 | 15.7 | 15.7 | 15.7 | 15.4 | 15.5 | 15.6 | | 15.2 | 15.3 | 14.4 | 14.5 | 15.5 |
| 11.0 | | | | 13.7 | 13.8 | 13.9 | | 13.5 | 13.6 | 13.3 | 13.2 | 13.8 |
| 12.0 | | | | 12.3 | 12.4 | 12.4 | 12.0 | 12.1 | 12.2 | 11.9 | 11.8 | 12.3 |
| 14.0 | | | | 9.8 | 9.8 | 9.8 | 9.4 | 9.5 | 9.5 | 9.2 | 9.7 | 9.8 |
| 16.0 | | | | | | | 7.3 | 7.4 | 7.4 | 7.0 | 7.5 | 7.6 |
| 18.0 | | | | | | | 5.8 | 5.8 | | 5.4 | 6.0 | 6.1 |
| 20.0 | | | | | | | | | | 4.3 | 4.9 | 4.9 |

| m | 26.3 m + 1.6 m | | | 30.1 m + 1.6 m | | | 37.8 m + 1.6 m | | | 44.0 m + 1.6 m | | |
|------|----------------|------|------|----------------|------|------|----------------|-----|------|----------------|-----|-----|
| | 20° | 40° | 60° | 20° | 40° | 60° | 20° | 40° | 60° | 20° | 40° | 60° |
| 4.0 | | | 21.9 | | | | | | | | | |
| 4.5 | | | 20.8 | | | | | | | | | |
| 5.0 | | | 19.8 | | | 15.6 | | | | | | |
| 6.0 | | | 17.9 | | | 14.6 | | | | | | |
| 7.0 | | | 16.4 | | | 13.8 | | | | | | |
| 8.0 | | | 15.1 | | | 13.1 | | | 10.8 | | | |
| 9.0 | | 14.0 | 14.0 | | | 12.5 | | | 9.6 | | | 8.2 |
| 10.0 | | 13.3 | 13.0 | | | 11.8 | | | 9.1 | | | 7.4 |
| 11.0 | | 12.7 | 12.2 | | 11.1 | 11.0 | | | 8.7 | | | 7.0 |
| 12.0 | | 12.2 | 11.7 | | 10.4 | 10.3 | | | 8.2 | | | 6.7 |
| 14.0 | | 10.2 | 10.3 | | 9.2 | 9.2 | | | 7.5 | 7.4 | | 6.1 |
| 16.0 | | 8.0 | 8.1 | | 7.6 | 7.7 | | | 6.8 | 6.8 | 5.6 | 5.6 |
| 18.0 | 6.3 | 6.4 | 6.5 | | 6.1 | 6.1 | | | 6.1 | 6.1 | 5.2 | 5.2 |
| 20.0 | 5.2 | 5.2 | 5.3 | 4.8 | 4.9 | 4.9 | | | 5.0 | 5.1 | 4.7 | 4.7 |
| 22.0 | 4.3 | 4.3 | 4.3 | 3.9 | 3.9 | 4.0 | | | 4.1 | 4.1 | 4.1 | 4.1 |
| 24.0 | 3.5 | 3.6 | 3.6 | 3.1 | 3.2 | 3.2 | | | 3.3 | 3.4 | 3.6 | 3.6 |
| 26.0 | | | | 2.5 | 2.6 | 2.6 | 2.7 | 2.7 | 2.7 | | 2.9 | 3.0 |
| 28.0 | | | | 2.1 | 2.1 | 2.1 | 2.1 | 2.2 | 2.2 | | 2.4 | 2.4 |
| 30.0 | | | | | | | 1.7 | 1.7 | 1.8 | 1.9 | 1.9 | 2.0 |
| 32.0 | | | | | | | 1.3 | 1.4 | 1.4 | 1.5 | 1.6 | 1.6 |
| 34.0 | | | | | | | 1.0 | 1.0 | 1.1 | 1.2 | 1.2 | 1.2 |
| 36.0 | | | | | | | 0.8 | 0.8 | 0.8 | 0.9 | 0.9 | 1.0 |
| 38.0 | | | | | | | | | | 0.7 | 0.7 | 0.7 |
| 40.0 | | | | | | | | | | 0.5 | 0.5 | 0.5 |

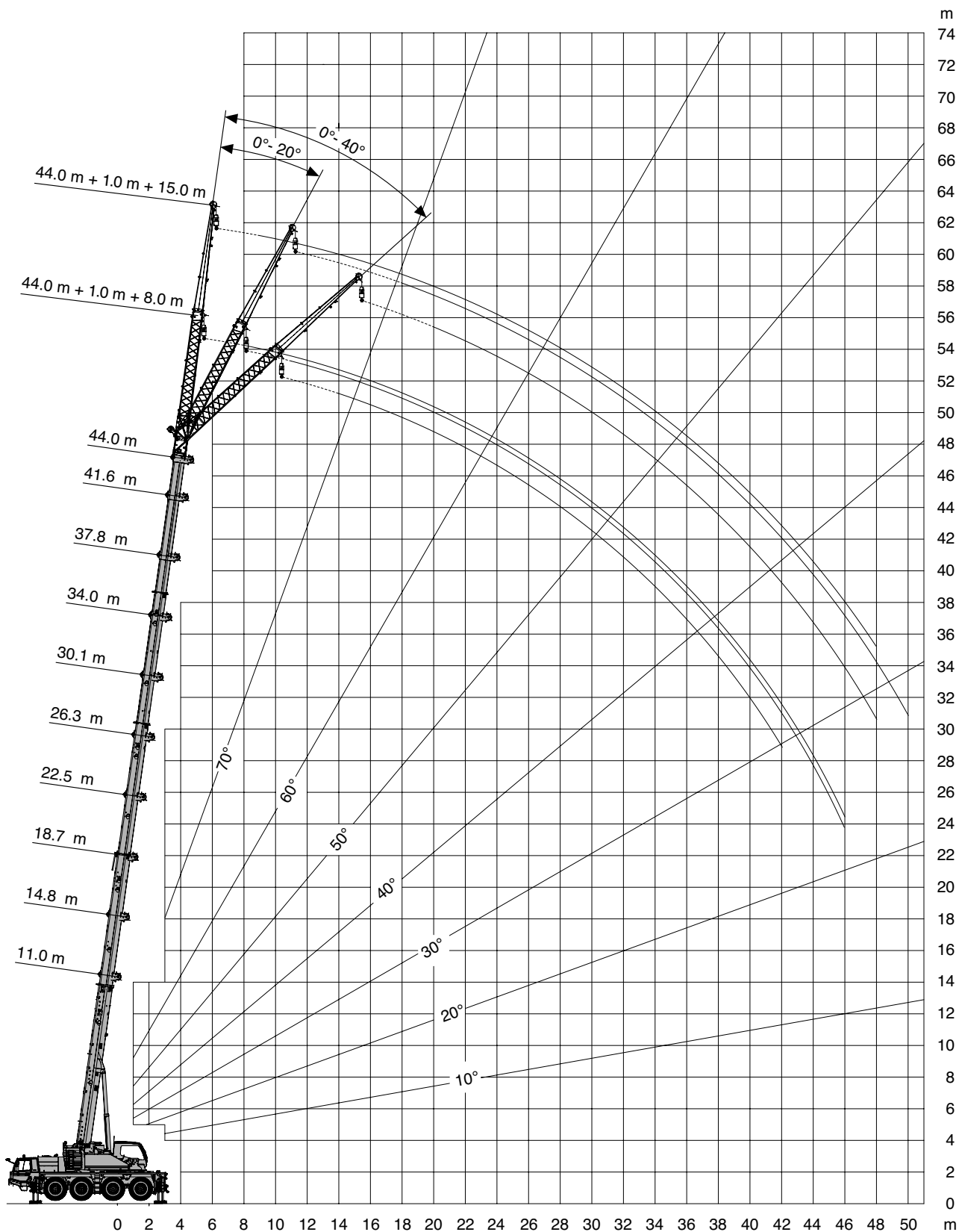
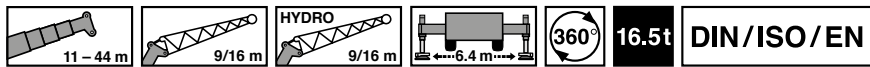


| m | 11.0 m + 1.6 m | | | 14.8 m + 1.6 m | | | 18.7 m + 1.6 m | | | 22.5 m + 1.6 m | | |
|------|----------------|------|------|----------------|------|------|----------------|------|------|----------------|------|------|
| | 20° | 40° | 60° | 20° | 40° | 60° | 20° | 40° | 60° | 20° | 40° | 60° |
| 3.0 | | 26.1 | 26.1 | | | 26.1 | | | 26.1 | | | |
| 3.5 | | 26.1 | 26.1 | | | 26.1 | | | 26.1 | | | 26.1 |
| 4.0 | | 26.1 | 26.1 | | | 26.1 | | | 26.1 | | | 26.1 |
| 4.5 | | 26.1 | 26.1 | | 26.1 | 26.1 | | | 26.1 | | | 26.1 |
| 5.0 | | 26.1 | 26.1 | | 26.1 | 26.1 | | | 26.1 | | | 26.1 |
| 6.0 | | 25.2 | 25.3 | | 24.9 | 25.1 | | 24.6 | 24.9 | | | 24.1 |
| 7.0 | 21.2 | 21.3 | 21.4 | | 21.1 | 21.2 | | 20.4 | 20.7 | | | 19.8 |
| 8.0 | 18.2 | 18.4 | 18.4 | | 18.1 | 18.2 | | 16.5 | 16.8 | | 16.0 | 16.2 |
| 9.0 | 15.4 | 15.5 | 15.6 | 14.8 | 15.0 | 15.2 | | 13.7 | 13.9 | | 13.4 | 13.6 |
| 10.0 | 12.6 | 12.7 | 12.6 | 12.2 | 12.3 | 12.4 | | 11.6 | 11.7 | | 11.4 | 11.5 |
| 11.0 | | | | 10.1 | 10.2 | 10.3 | | 9.9 | 10.0 | | 9.8 | 9.9 |
| 12.0 | | | | 8.5 | 8.6 | 8.7 | 8.1 | 8.3 | 8.4 | | 8.5 | 8.6 |
| 14.0 | | | | 6.3 | 6.3 | 6.3 | 5.9 | 6.0 | 6.0 | 6.1 | 6.3 | 6.3 |
| 16.0 | | | | | | | 4.3 | 4.4 | 4.4 | 4.6 | 4.7 | 4.7 |
| 18.0 | | | | | | | 3.2 | 3.3 | | 3.4 | 3.5 | 3.5 |
| 20.0 | | | | | | | | | | 2.6 | 2.6 | 2.6 |

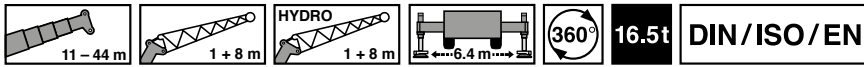
| m | 26.3 m + 1.6 m | | | 30.1 m + 1.6 m | | | 37.8 m + 1.6 m | | | 44.0 m + 1.6 m | | |
|------|----------------|------|------|----------------|-----|------|----------------|-----|------|----------------|-----|-----|
| | 20° | 40° | 60° | 20° | 40° | 60° | 20° | 40° | 60° | 20° | 40° | 60° |
| 4.0 | | | 21.9 | | | | | | | | | |
| 4.5 | | | 20.8 | | | | | | | | | |
| 5.0 | | | 19.8 | | | 15.6 | | | | | | |
| 6.0 | | | 17.9 | | | 14.6 | | | | | | |
| 7.0 | | | 16.4 | | | 13.8 | | | | | | |
| 8.0 | | | 14.8 | | | 13.1 | | | 10.8 | | | |
| 9.0 | | 13.2 | 13.3 | | | 12.3 | | | 9.6 | | | 8.2 |
| 10.0 | | 11.3 | 11.5 | | | 10.5 | | | 9.1 | | | 7.8 |
| 11.0 | | 9.8 | 9.9 | | 8.9 | 9.1 | | | 8.6 | | | 7.4 |
| 12.0 | | 8.6 | 8.7 | | 7.8 | 7.9 | | | 7.5 | | | 7.0 |
| 14.0 | | 6.6 | 6.7 | | 6.0 | 6.1 | | | 5.7 | 5.8 | | 6.7 |
| 16.0 | | 5.0 | 5.1 | | 4.6 | 4.7 | | | 4.5 | 4.5 | | 5.7 |
| 18.0 | 3.8 | 3.9 | 3.9 | | 3.5 | 3.6 | | | 3.5 | 3.6 | 4.5 | 4.5 |
| 20.0 | 2.9 | 3.0 | 3.0 | 2.5 | 2.6 | 2.7 | | | 2.7 | 2.8 | 3.5 | 3.6 |
| 22.0 | 2.2 | 2.3 | 2.3 | 1.9 | 1.9 | 2.0 | | | 2.1 | 2.1 | 2.8 | 2.9 |
| 24.0 | 1.7 | 1.7 | 1.7 | 1.3 | 1.4 | 1.4 | | | 1.5 | 1.5 | 2.2 | 2.3 |
| 26.0 | | | | 0.9 | 0.9 | 0.9 | 1.0 | 1.0 | 1.1 | | 1.7 | 1.7 |
| 28.0 | | | | 0.5 | 0.5 | 0.5 | 0.6 | 0.7 | 0.7 | | 1.3 | 1.3 |
| 30.0 | | | | | | | | | | | 0.9 | 0.9 |
| | | | | | | | | | | | 0.5 | 0.6 |

Operation · Einsatz · Utilisation
 Uso · Эксплуатация

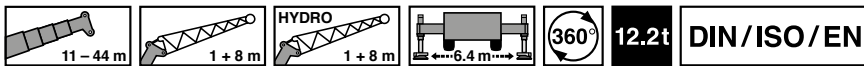
Working range · Arbeitsbereich · Rayon de travail
 Zona de trabajo · Area di lavoro · Рабочая зона



Lifting capacities · Traglasten · Charges de levage
Cargas · Portate · Грузоподъемность



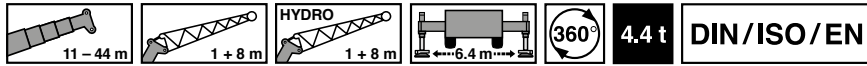
| m | 11.0 m + 1.0 m + 8.0 m | | | 30.1 m + 1.0 m + 8.0 m | | | 41.6 m + 1.0 m + 8.0 m | | | 44.0 m + 1.0 m + 8.0 m | | |
|------|------------------------|-------|------|------------------------|-----|-----|------------------------|-----|-----|------------------------|-----|-----|
| | 0° | 20° | 40° | 0° | 20° | 40° | 0° | 20° | 40° | 0° | 20° | 40° |
| 3.0 | 10.5* | | | | | | | | | | | |
| 3.5 | 10.5* | | | | | | | | | | | |
| 4.0 | 10.5* | 10.5* | | | | | | | | | | |
| 4.5 | 10.5* | 10.5* | | 10.5* | | | | | | | | |
| 5.0 | 10.5* | 10.5* | | 10.5* | | | | | | | | |
| 6.0 | 10.5* | 10.5* | 9.0* | 10.5* | | | | | | | | |
| 7.0 | 10.5* | 10.1* | 8.5 | 10.5* | | | 6.0 | | | | | |
| 8.0 | 10.5* | 9.5* | 8.2 | 10.5* | 8.7 | | 6.0 | | | 5.4 | | |
| 9.0 | 10.5* | 9.1* | 7.8 | 10.2* | 8.2 | | 6.0 | | | 5.4 | | |
| 10.0 | 9.6* | 8.7 | 7.5 | 9.6* | 7.8 | 6.8 | 6.0 | | | 5.4 | | |
| 11.0 | 8.9* | 8.3 | 7.3 | 9.1* | 7.5 | 6.5 | 6.0 | 5.7 | | 5.4 | 5.4 | |
| 12.0 | 8.2 | 7.9 | 7.1 | 8.6 | 7.2 | 6.3 | 6.0 | 5.5 | | 5.4 | 5.2 | |
| 14.0 | 7.1 | 7.2 | 6.8 | 7.8 | 6.6 | 5.9 | 5.5 | 5.2 | 4.7 | 5.2 | 4.9 | 4.6 |
| 16.0 | 6.3 | 6.8 | | 7.2 | 6.2 | 5.6 | 5.1 | 4.8 | 4.5 | 4.8 | 4.6 | 4.3 |
| 18.0 | | | | 6.6 | 5.8 | 5.3 | 4.7 | 4.5 | 4.2 | 4.4 | 4.3 | 4.0 |
| 20.0 | | | | 6.0 | 5.5 | 5.0 | 4.3 | 4.2 | 4.0 | 4.1 | 4.0 | 3.8 |
| 22.0 | | | | 5.4 | 5.2 | 4.8 | 4.0 | 3.9 | 3.8 | 3.7 | 3.7 | 3.6 |
| 24.0 | | | | 4.6 | 4.9 | 4.6 | 3.8 | 3.7 | 3.6 | 3.3 | 3.3 | 3.4 |
| 26.0 | | | | 3.9 | 4.1 | 4.3 | 3.5 | 3.4 | 3.4 | 3.0 | 3.0 | 3.0 |
| 28.0 | | | | 3.3 | 3.5 | 3.6 | 3.2 | 3.2 | 3.2 | 2.6 | 2.7 | 2.7 |
| 30.0 | | | | 2.8 | 2.9 | 3.0 | 2.8 | 3.0 | 3.0 | 2.3 | 2.4 | 2.5 |
| 32.0 | | | | 2.4 | 2.5 | | 2.4 | 2.6 | 2.7 | 2.0 | 2.2 | 2.2 |
| 34.0 | | | | 2.0 | 2.1 | | 2.0 | 2.2 | 2.3 | 1.8 | 1.9 | 2.0 |
| 36.0 | | | | 1.7 | | | 1.7 | 1.9 | 1.9 | 1.6 | 1.7 | 1.8 |
| 38.0 | | | | | | | 1.4 | 1.5 | 1.6 | 1.4 | 1.5 | 1.5 |
| 40.0 | | | | | | | 1.2 | 1.3 | 1.3 | 1.1 | 1.2 | 1.3 |
| 42.0 | | | | | | | 0.9 | 1.0 | | 0.9 | 1.0 | 1.0 |
| 44.0 | | | | | | | 0.7 | 0.8 | | 0.7 | 0.8 | |
| 46.0 | | | | | | | 0.5 | 0.6 | | 0.5 | 0.6 | |



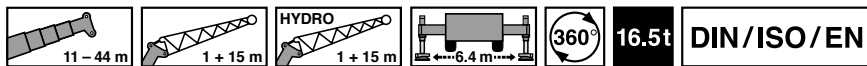
| m | 11.0 m + 1.0 m + 8.0 m | | | 30.1 m + 1.0 m + 8.0 m | | | 41.6 m + 1.0 m + 8.0 m | | | 44.0 m + 1.0 m + 8.0 m | | |
|------|------------------------|-------|------|------------------------|-----|-----|------------------------|-----|-----|------------------------|-----|-----|
| | 0° | 20° | 40° | 0° | 20° | 40° | 0° | 20° | 40° | 0° | 20° | 40° |
| 3.0 | 10.5* | | | | | | | | | | | |
| 3.5 | 10.5* | | | | | | | | | | | |
| 4.0 | 10.5* | 10.5* | | | | | | | | | | |
| 4.5 | 10.5* | 10.5* | | 10.5* | | | | | | | | |
| 5.0 | 10.5* | 10.5* | | 10.5* | | | | | | | | |
| 6.0 | 10.5* | 10.5* | 9.0* | 10.5* | | | | | | | | |
| 7.0 | 10.5* | 10.1* | 8.5 | 10.5* | | | 6.0 | | | | | |
| 8.0 | 10.5* | 9.5* | 8.2 | 10.5* | 8.7 | | 6.0 | | | 5.4 | | |
| 9.0 | 10.5* | 9.1* | 7.8 | 10.2* | 8.2 | | 6.0 | | | 5.4 | | |
| 10.0 | 9.6* | 8.7 | 7.5 | 9.6* | 7.8 | 6.8 | 6.0 | | | 5.4 | | |
| 11.0 | 8.9* | 8.3 | 7.3 | 9.1* | 7.5 | 6.5 | 6.0 | 5.7 | | 5.4 | 5.4 | |
| 12.0 | 8.2 | 7.9 | 7.1 | 8.6 | 7.2 | 6.3 | 6.0 | 5.5 | | 5.4 | 5.2 | |
| 14.0 | 7.1 | 7.2 | 6.8 | 7.8 | 6.6 | 5.9 | 5.5 | 5.2 | 4.7 | 5.2 | 4.9 | 4.6 |
| 16.0 | 6.3 | 6.8 | | 7.2 | 6.2 | 5.6 | 5.1 | 4.8 | 4.5 | 4.8 | 4.6 | 4.3 |
| 18.0 | | | | 6.6 | 5.8 | 5.3 | 4.7 | 4.5 | 4.2 | 4.4 | 4.3 | 4.0 |
| 20.0 | | | | 5.4 | 5.5 | 5.0 | 4.3 | 4.2 | 4.0 | 4.1 | 4.0 | 3.8 |
| 22.0 | | | | 4.5 | 4.8 | 4.8 | 4.0 | 3.9 | 3.8 | 3.7 | 3.7 | 3.6 |
| 24.0 | | | | 3.7 | 4.0 | 4.2 | 3.8 | 3.7 | 3.6 | 3.3 | 3.3 | 3.4 |
| 26.0 | | | | 3.1 | 3.3 | 3.5 | 3.2 | 3.4 | 3.4 | 3.0 | 3.0 | 3.0 |
| 28.0 | | | | 2.6 | 2.8 | 2.9 | 2.6 | 2.9 | 3.1 | 2.6 | 2.7 | 2.7 |
| 30.0 | | | | 2.1 | 2.3 | 2.3 | 2.2 | 2.4 | 2.5 | 2.1 | 2.4 | 2.5 |
| 32.0 | | | | 1.7 | 1.9 | | 1.8 | 2.0 | 2.1 | 1.8 | 2.0 | 2.1 |
| 34.0 | | | | 1.4 | 1.5 | | 1.5 | 1.6 | 1.7 | 1.4 | 1.6 | 1.7 |
| 36.0 | | | | 1.1 | | | 1.2 | 1.3 | 1.4 | 1.1 | 1.3 | 1.4 |
| 38.0 | | | | | | | 0.9 | 1.0 | 1.1 | 0.9 | 1.0 | 1.1 |
| 40.0 | | | | | | | 0.7 | 0.8 | 0.8 | 0.6 | 0.8 | 0.8 |
| 42.0 | | | | | | | 0.5 | 0.6 | | 0.5 | 0.6 | |

* With additional lifting equipment · Mit Zusatzhubausrüstung · Avec équipement de levage supplémentaire
Con equipamiento de elevación adicional · Con attrezzaggio di sollevamento supplementare · С дополнительным подъемным оборудованием

Operation · Einsatz · Utilisation
 Uso · Эксплуатация

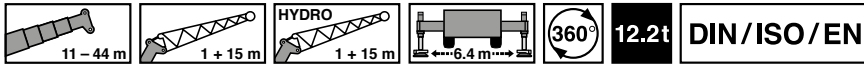



| m | 11.0 m + 1.0 m + 8.0 m | | | 30.1 m + 1.0 m + 8.0 m | | | 41.6 m + 1.0 m + 8.0 m | | | 44.0 m + 1.0 m + 8.0 m | | |
|------|------------------------|-------|------|------------------------|-----|-----|------------------------|-----|-----|------------------------|-----|-----|
| | 0° | 20° | 40° | 0° | 20° | 40° | 0° | 20° | 40° | 0° | 20° | 40° |
| 3.0 | 10.5* | | | | | | | | | | | |
| 3.5 | 10.5* | | | | | | | | | | | |
| 4.0 | 10.5* | 10.5* | | | | | | | | | | |
| 4.5 | 10.5* | 10.5* | | 10.5* | | | | | | | | |
| 5.0 | 10.5* | 10.5* | | 10.5* | | | | | | | | |
| 6.0 | 10.5* | 10.5* | 9.0* | 10.5* | | | | | | | | |
| 7.0 | 10.5* | 10.1* | 8.5 | 10.5* | | | 6.0 | | | | | |
| 8.0 | 10.5* | 9.5* | 8.2 | 10.5* | 8.7 | | 6.0 | | | 5.4 | | |
| 9.0 | 10.5* | 9.1* | 7.8 | 10.2* | 8.2 | | 6.0 | | | 5.4 | | |
| 10.0 | 9.6* | 8.7 | 7.5 | 9.6* | 7.8 | 6.8 | 6.0 | | | 5.4 | | |
| 11.0 | 8.9* | 8.3 | 7.3 | 8.9* | 7.5 | 6.5 | 6.0 | 5.7 | | 5.4 | 5.4 | |
| 12.0 | 8.2 | 7.9 | 7.1 | 7.8 | 7.2 | 6.3 | 6.0 | 5.5 | | 5.4 | 5.2 | |
| 14.0 | 7.1 | 7.2 | 6.8 | 6.1 | 6.6 | 5.9 | 5.5 | 5.2 | 4.7 | 5.2 | 4.9 | 4.6 |
| 16.0 | 6.3 | 6.7 | | 4.9 | 5.4 | 5.6 | 4.5 | 4.8 | 4.5 | 4.4 | 4.6 | 4.3 |
| 18.0 | | | | 3.9 | 4.4 | 4.7 | 3.6 | 4.1 | 4.2 | 3.5 | 4.0 | 4.0 |
| 20.0 | | | | 3.1 | 3.5 | 3.8 | 2.9 | 3.3 | 3.7 | 2.8 | 3.2 | 3.6 |
| 22.0 | | | | 2.5 | 2.8 | 3.0 | 2.3 | 2.7 | 3.0 | 2.3 | 2.6 | 2.9 |
| 24.0 | | | | 1.9 | 2.2 | 2.4 | 1.8 | 2.2 | 2.4 | 1.8 | 2.1 | 2.3 |
| 26.0 | | | | 1.4 | 1.7 | 1.8 | 1.4 | 1.7 | 1.9 | 1.4 | 1.6 | 1.9 |
| 28.0 | | | | 1.0 | 1.2 | 1.3 | 1.1 | 1.3 | 1.5 | 1.0 | 1.3 | 1.4 |
| 30.0 | | | | 0.7 | 0.9 | 0.9 | 0.8 | 1.0 | 1.1 | 0.7 | 0.9 | 1.1 |
| 32.0 | | | | | 0.5 | | 0.5 | 0.7 | 0.8 | | 0.6 | 0.8 |
| 34.0 | | | | | | | | | 0.5 | | | |

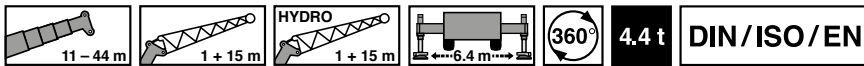



| m | 11.0 m + 1.0 m + 15.0 m | | | 30.1 m + 1.0 m + 15.0 m | | | 41.6 m + 1.0 m + 15.0 m | | | 44.0 m + 1.0 m + 15.0 m | | |
|------|-------------------------|-----|-----|-------------------------|-----|-----|-------------------------|-----|-----|-------------------------|-----|-----|
| | 0° | 20° | 40° | 0° | 20° | 40° | 0° | 20° | 40° | 0° | 20° | 40° |
| 3.0 | 7.9 | | | | | | | | | | | |
| 3.5 | 7.9 | | | | | | | | | | | |
| 4.0 | 7.9 | | | | | | | | | | | |
| 4.5 | 7.9 | | | | | | | | | | | |
| 5.0 | 7.9 | | | | | | | | | | | |
| 6.0 | 7.8 | | | 4.8 | | | | | | | | |
| 7.0 | 7.3 | | | 4.8 | | | | | | | | |
| 8.0 | 6.8 | 5.5 | | 4.8 | | | 3.5 | | | | | |
| 9.0 | 6.4 | 5.2 | | 4.8 | | | 3.5 | | | 3.3 | | |
| 10.0 | 6.0 | 4.9 | | 4.8 | | | 3.5 | | | 3.3 | | |
| 11.0 | 5.6 | 4.7 | | 4.8 | | | 3.5 | | | 3.3 | | |
| 12.0 | 5.3 | 4.5 | 3.9 | 4.8 | 4.7 | | 3.5 | | | 3.3 | | |
| 14.0 | 4.8 | 4.1 | 3.7 | 4.8 | 4.4 | | 3.5 | | | 3.3 | | |
| 16.0 | 4.2 | 3.8 | 3.4 | 4.8 | 4.2 | 3.5 | 3.5 | 3.5 | | 3.3 | | |
| 18.0 | 3.7 | 3.5 | 3.3 | 4.8 | 4.0 | 3.4 | 3.5 | 3.5 | | 3.3 | 3.3 | |
| 20.0 | 3.4 | 3.3 | 3.2 | 4.8 | 3.8 | 3.3 | 3.5 | 3.3 | | 3.3 | 3.1 | 2.9 |
| 22.0 | 3.1 | 3.2 | 3.1 | 4.5 | 3.6 | 3.2 | 3.5 | 3.1 | 2.9 | 3.3 | 3.0 | 2.8 |
| 24.0 | 2.8 | 3.1 | | 4.3 | 3.5 | 3.1 | 3.3 | 3.0 | 2.8 | 3.1 | 2.8 | 2.7 |
| 26.0 | | | | 4.1 | 3.4 | 3.0 | 3.1 | 2.9 | 2.7 | 2.8 | 2.7 | 2.6 |
| 28.0 | | | | 3.8 | 3.2 | 2.9 | 2.9 | 2.7 | 2.6 | 2.5 | 2.5 | 2.5 |
| 30.0 | | | | 3.3 | 3.1 | 2.9 | 2.7 | 2.6 | 2.5 | 2.2 | 2.3 | 2.4 |
| 32.0 | | | | 2.9 | 3.0 | 2.8 | 2.6 | 2.5 | 2.4 | 2.0 | 2.1 | 2.2 |
| 34.0 | | | | 2.5 | 2.7 | 2.8 | 2.4 | 2.4 | 2.3 | 1.8 | 1.9 | 2.0 |
| 36.0 | | | | 2.1 | 2.4 | | 2.1 | 2.2 | 2.2 | 1.7 | 1.7 | 1.8 |
| 38.0 | | | | 1.8 | 2.0 | | 1.8 | 2.1 | 2.1 | 1.5 | 1.6 | 1.6 |
| 40.0 | | | | 1.6 | 1.7 | | 1.5 | 1.8 | 1.9 | 1.3 | 1.4 | 1.5 |
| 42.0 | | | | 1.3 | 1.4 | | 1.3 | 1.5 | 1.6 | 1.2 | 1.3 | 1.4 |
| 44.0 | | | | 1.1 | | | 1.1 | 1.3 | 1.4 | 1.0 | 1.2 | 1.2 |
| 46.0 | | | | | | | 0.9 | 1.1 | 1.1 | 0.9 | 1.0 | 1.1 |
| 48.0 | | | | | | | 0.7 | 0.9 | | 0.7 | 0.8 | 0.9 |
| 50.0 | | | | | | | | 0.7 | | | 0.7 | |


* With additional lifting equipment · Mit Zusatzhubausrüstung · Avec équipement de levage supplémentaire
 Con equipamiento de elevación adicional · Con attrezzaggio di sollevamento supplementare · С дополнительным подъемным оборудованием



|  m | 11.0 m + 1.0 m + 15.0 m | | | 30.1 m + 1.0 m + 15.0 m | | | 41.6 m + 1.0 m + 15.0 m | | | 44.0 m + 1.0 m + 15.0 m | | |
|--|-------------------------|-----|-----|-------------------------|-----|-----|-------------------------|-----|-----|-------------------------|-----|-----|
| | 0° | 20° | 40° | 0° | 20° | 40° | 0° | 20° | 40° | 0° | 20° | 40° |
| 3.0 | 7.9 | | | | | | | | | | | |
| 3.5 | 7.9 | | | | | | | | | | | |
| 4.0 | 7.9 | | | | | | | | | | | |
| 4.5 | 7.9 | | | | | | | | | | | |
| 5.0 | 7.9 | | | | | | | | | | | |
| 6.0 | 7.8 | | | 4.8 | | | | | | | | |
| 7.0 | 7.3 | | | 4.8 | | | | | | | | |
| 8.0 | 6.8 | 5.5 | | 4.8 | | | 3.5 | | | | | |
| 9.0 | 6.4 | 5.2 | | 4.8 | | | 3.5 | | | 3.3 | | |
| 10.0 | 6.0 | 4.9 | | 4.8 | | | 3.5 | | | 3.3 | | |
| 11.0 | 5.6 | 4.7 | | 4.8 | | | 3.5 | | | 3.3 | | |
| 12.0 | 5.3 | 4.5 | 3.9 | 4.8 | 4.7 | | 3.5 | | | 3.3 | | |
| 14.0 | 4.8 | 4.1 | 3.7 | 4.8 | 4.4 | | 3.5 | | | 3.3 | | |
| 16.0 | 4.2 | 3.8 | 3.4 | 4.8 | 4.2 | 3.5 | 3.5 | 3.5 | | 3.3 | | |
| 18.0 | 3.7 | 3.5 | 3.3 | 4.8 | 4.0 | 3.4 | 3.5 | 3.5 | | 3.3 | 3.3 | |
| 20.0 | 3.4 | 3.3 | 3.2 | 4.8 | 3.8 | 3.3 | 3.5 | 3.3 | | 3.3 | 3.1 | 2.9 |
| 22.0 | 3.1 | 3.2 | 3.1 | 4.5 | 3.6 | 3.2 | 3.5 | 3.1 | 2.9 | 3.3 | 3.0 | 2.8 |
| 24.0 | 2.8 | 3.1 | | 4.3 | 3.5 | 3.1 | 3.3 | 3.0 | 2.8 | 3.1 | 2.8 | 2.7 |
| 26.0 | | | | 3.6 | 3.4 | 3.0 | 3.1 | 2.9 | 2.7 | 2.8 | 2.7 | 2.6 |
| 28.0 | | | | 3.1 | 3.2 | 2.9 | 2.9 | 2.7 | 2.6 | 2.5 | 2.5 | 2.5 |
| 30.0 | | | | 2.6 | 3.0 | 2.9 | 2.6 | 2.6 | 2.5 | 2.2 | 2.3 | 2.4 |
| 32.0 | | | | 2.2 | 2.5 | 2.7 | 2.2 | 2.5 | 2.4 | 2.0 | 2.1 | 2.2 |
| 34.0 | | | | 1.9 | 2.1 | 2.3 | 1.9 | 2.2 | 2.3 | 1.8 | 1.9 | 2.0 |
| 36.0 | | | | 1.6 | 1.8 | | 1.6 | 1.8 | 2.1 | 1.5 | 1.7 | 1.8 |
| 38.0 | | | | 1.3 | 1.5 | | 1.3 | 1.6 | 1.7 | 1.2 | 1.5 | 1.6 |
| 40.0 | | | | 1.1 | 1.2 | | 1.1 | 1.3 | 1.4 | 1.0 | 1.3 | 1.4 |
| 42.0 | | | | 0.9 | 1.0 | | 0.8 | 1.0 | 1.2 | 0.8 | 1.0 | 1.2 |
| 44.0 | | | | 0.7 | | | 0.6 | 0.8 | 0.9 | 0.6 | 0.8 | 0.9 |
| 46.0 | | | | | | | 0.5 | 0.6 | 0.7 | | 0.6 | 0.7 |
| 48.0 | | | | | | | | 0.5 | | | | 0.5 |



|  m | 11.0 m + 1.0 m + 15.0 m | | | 30.1 m + 1.0 m + 15.0 m | | | 41.6 m + 1.0 m + 15.0 m | | | 44.0 m + 1.0 m + 15.0 m | | |
|--|-------------------------|-----|-----|-------------------------|-----|-----|-------------------------|-----|-----|-------------------------|-----|-----|
| | 0° | 20° | 40° | 0° | 20° | 40° | 0° | 20° | 40° | 0° | 20° | 40° |
| 3.0 | 7.9 | | | | | | | | | | | |
| 3.5 | 7.9 | | | | | | | | | | | |
| 4.0 | 7.9 | | | | | | | | | | | |
| 4.5 | 7.9 | | | | | | | | | | | |
| 5.0 | 7.9 | | | | | | | | | | | |
| 6.0 | 7.8 | | | 4.8 | | | | | | | | |
| 7.0 | 7.3 | | | 4.8 | | | | | | | | |
| 8.0 | 6.8 | 5.5 | | 4.8 | | | 3.5 | | | | | |
| 9.0 | 6.4 | 5.2 | | 4.8 | | | 3.5 | | | 3.3 | | |
| 10.0 | 6.0 | 4.9 | | 4.8 | | | 3.5 | | | 3.3 | | |
| 11.0 | 5.6 | 4.7 | | 4.8 | | | 3.5 | | | 3.3 | | |
| 12.0 | 5.3 | 4.5 | 3.9 | 4.8 | 4.7 | | 3.5 | | | 3.3 | | |
| 14.0 | 4.8 | 4.1 | 3.7 | 4.8 | 4.4 | | 3.5 | | | 3.3 | | |
| 16.0 | 4.2 | 3.8 | 3.4 | 4.8 | 4.2 | 3.5 | 3.5 | 3.5 | | 3.3 | | |
| 18.0 | 3.7 | 3.5 | 3.3 | 4.3 | 4.0 | 3.4 | 3.5 | 3.5 | | 3.3 | 3.3 | |
| 20.0 | 3.4 | 3.3 | 3.2 | 3.5 | 3.8 | 3.3 | 3.2 | 3.3 | | 3.1 | 3.1 | 2.9 |
| 22.0 | 3.1 | 3.2 | 3.1 | 2.9 | 3.5 | 3.2 | 2.6 | 3.1 | 2.9 | 2.6 | 3.0 | 2.8 |
| 24.0 | 2.8 | 3.1 | | 2.4 | 2.9 | 3.1 | 2.2 | 2.7 | 2.8 | 2.1 | 2.6 | 2.7 |
| 26.0 | | | | 2.0 | 2.4 | 2.8 | 1.8 | 2.2 | 2.7 | 1.7 | 2.2 | 2.6 |
| 28.0 | | | | 1.6 | 2.0 | 2.3 | 1.4 | 1.8 | 2.2 | 1.3 | 1.8 | 2.1 |
| 30.0 | | | | 1.2 | 1.6 | 1.8 | 1.1 | 1.5 | 1.8 | 1.0 | 1.4 | 1.8 |
| 32.0 | | | | 0.9 | 1.2 | 1.4 | 0.8 | 1.2 | 1.5 | 0.8 | 1.1 | 1.4 |
| 34.0 | | | | 0.7 | 0.9 | 1.1 | 0.6 | 0.9 | 1.2 | | 0.9 | 1.1 |
| 36.0 | | | | | 0.6 | | | 0.7 | 0.9 | | | 0.8 |
| 38.0 | | | | | | | | | 0.6 | | | |



EQUIPMENT

AUSSTATTUNG
ÉQUIPEMENT
EQUIPAMIENTO
EQUIPAGGIAMENTO
ОБОРУДОВАНИЕ



Equipment

Carrier

Frame: Torsion-resistant, welded construction made from high strength, fine-grained steel. Central lubricating system.

Outriggers: 4-point telescopic hydraulic outriggers incl. asymmetric outrigger base and automatic length detection. Controls on both sides of carrier and in superstructure cab. Outrigger base 6.4 m (5.4 m / 4.4 m / 2.4 m) x 7.9 m.

Carrier engine: Mercedes-Benz 6 cylinder model OM 470 LA (Euromot IV / EPA Tier 4f), water-cooled diesel engine. Rated at 320 kW (435 HP) at 1700 min⁻¹. Torque 2100 Nm (214 kpm) at 1300 min⁻¹. Engine rating according to ECE R 120. Fuel tank 400 l. AdBlue tank: 40 l.

Transmission: ZF-AS-Tronic 2531 mechanical transmission with electro-pneumatically operated dry-type clutch and automatic gear shifting with 12 forward gears and 2 reverse gears.

Transfer case: Two stage.

Drive: 8 x 6 (8 x 8 option).

Axles:

1st axle: steered, not driven.

2nd axle: steered, driven, with differential lock, transverse.

3rd axle: steered, driven, with differential locks longitudinal and transverse.

4th axle: steered, driven, with differential lock, transverse.

Suspension: Hydro-pneumatic with levelling adjustment.

Brake system: Service disk brakes: dual circuit compressed air system. ABS system. Parking brake: spring loaded type acting on 2nd, 3rd and 4th axles. Auxiliary brakes: Intarder and engine brake.

Tyres: (8) 385/95 R 25 (14.00 R 25), (width 2.55 m).

Steering system: ZF-Servocom, dual circuit hydraulic steering with emergency steering pump, electro-hydraulically assisted steering of front two axles and automatic steering of the 4th axle up to a travel speed of 25 km/h. Steering of all axles possible. All axles steered hydrostatically from superstructure cab.

Carrier cab: Two man full width cab of composite (steel sheet metal and fibre-glass) structure, with safety glass, air-cushioned adjustable seats (driver's seat with heater) and engine dependent water heater, air conditioning, radio / CD player, complete controls and instrumentation for road travel. Cruise control with hill braking feature.

Electrical system: 24 volt DC system, 2 batteries, outrigger area lighting. Electrical system conforms with EEC regulations.

Optional equipment: (at extra charge)

Towing attachment, engine independent additional heater with engine pre-heat, 8 x 8 drive, 445 /95 R 25 (16.00 R 25), 525 /80 R 25 (20.5 R 25) tyres, spare wheel and tyre, special painting and lettering. Further optional equipment available upon request.

Superstructure

Frame: Torsion-resistant, all-welded structure. Connected to carrier by single-row, ball-bearing slewing ring with external gearing for 360° continuous rotation. Central lubricating system.

Superstructure engine: Mercedes-Benz 4 cylinder model OM 934 LA (Euromot IV / EPA Tier 4f), water cooled diesel engine. RPM infinitely variable via foot pedal, rating 129 kW (175 HP) at 2200 min⁻¹. Torque 750 Nm (77 kpm) at 1200 - 1600 min⁻¹. Engine rating according to ECE R 120. Fuel tank 220 l. AdBlue tank: 10 l.

Hydraulic system: Three circuit diesel hydraulic system with 1 power controlled axial piston double pump (electro-hydraulically adjustable) and 2 gear pumps, oil cooler.

Controls: Electrical, 2 joy-stick levers for simultaneous operation of crane motions.

Telescopic boom: 5 sections, made of high tensile, fine-grained steel, consisting of 1 base section and 4 telescoping sections extended by means of a single telescopic cylinder. All telescope sections extendable hydraulically under partial load. 11 m to 44 m long. Boom head with 6 sheaves.

Boom elevation: 1 double acting hydraulic cylinder with integral brake and holding valve.

Main winch: Axial piston constant motor, winch drum with integrated planetary reduction and hydraulically controlled spring-loaded multiple disc brake and integrated free rotation (no sagging of load when hoisting), drum rotation indicator. Hoist cable with 'Super-Stop' easy reeving system.

Slewing system: Axial piston motor with two-stage planetary reduction with a foot actuated service and a parking brake. Speed infinitely variable 0 - 2 min⁻¹.

Counterweight: Standard 11.0 t divisible. Controlled from superstructure cab.

Superstructure cab: Spacious panoramic cab of composite structure with safety (tinted) glass windows, tiltable cockpit with mechanically cushioned adjustable seat with heater, engine independent heater with engine pre-heat, air conditioning, radio / CD player, complete controls and instrumentation for crane operation, on-site travelling and outriggers.

Electrical system: 24 volt DC system, 2 batteries.

Safety devices: Electronic load moment limiter (LMB), slewing area and working area limitation with 'Slow-Stop' feature, hoist limit switch, lower limit switch, safety valves against pipe and hose rupture.

Optional equipment: (at extra charge)

'Lift Adjuster', tiltable fly jibs 1.6 m and 9/16 m, offsets 0°, 20° and 40° or hydraulically 0°- 40°, additional counterweight 5.5 t, selection of hook blocks, 2nd winch (same as main winch), special painting and lettering. Further optional equipment available upon request.

Unterwagen

Rahmen: Verwindungs- und biegesteife Schweißkonstruktion aus hochfestem Feinkornstahl. Zentralschmieranlage.

Abstützung: Hydraulische 4-Punkt-Teleskopabstützung, inkl. asymmetrischer Abstützbasis und automatischer Längenerkennung, Bedienungsmöglichkeiten an beiden Seiten des Fahrgestelles und in der Oberwagenkabine. Abstützbasis 6,4 m (5,4 m / 4,4 m / 2,4 m) x 7,9 m.

Motor: Mercedes-Benz 6-Zylinder-Dieselmotor OM 470 LA, (Euromot IV / EPA Tier 4f), wassergekühlt, Leistung 320 kW (435 PS) bei 1700 min⁻¹. Drehmoment 2100 Nm (214 kpm) bei 1300 min⁻¹. Motorleistung nach ECE R 120. Kraftstoffbehälter 400 l. AdBlue-Behälter: 40 l.

Getriebe: ZF-AS-Tronic 2531 mechanisches Schaltgetriebe mit elektronisch-pneumatisch betätigter Trockenkupplung und vollautomatischer Schaltung mit 12 Vorwärts- und 2 Rückwärtsgängen.

Verteilergetriebe: 2-stufiges Verteilergetriebe.

Antrieb: 8 x 6

Achsen:

1. Achse: gelenkt, nicht angetrieben.
2. Achse: gelenkt, angetrieben, Differentialsperre quer.
3. Achse: gelenkt, angetrieben, Differentialsperre längs und quer.
4. Achse: gelenkt, angetrieben, Differentialsperre quer.

Achsaufhängung: Hydropneumatische Federung mit Niveauregulierung.

Bremsen: Druckluft-Zweikreis-Scheibenbremsanlage mit ABS System. Feststellbremse als Federspeicherbremse an der 2., 3. und 4. Achse wirkend. Intarder und Motorbremse als Dauerbremse.

Räder: 8-fach 385/95 R 25 (14.00 R 25)

Lenkung: ZF-Servocom-Zweikreis-Hydraulienlenkung. Mechanische Lenkung der 1. und 2. Achse und Mitlenken der 4. Achse bis zu einer Geschwindigkeit von 25 km/h, elektro-hydraulisch unterstützt, mit Notlenkpumpe. Lenkung aller Achsen möglich. Hydrostatische Lenkung aller Achsen aus der Oberwagenkabine.

Unterwagenkabine: Zwei-Mann-Frontfahrerhaus in Stahl-Kunststoff-Verbund-Konstruktion, Sicherheitsverglasung, luftgedehrte Sitze (Fahrersitz mit Heizung) und motorabhängige Wasserheizung, Klimaanlage, Radio / CD-Player, Kontroll- und Bedienungselemente für den Fahrbetrieb. Tempomat/ Bremsomat-Funktion.

Elektrische Anlage: 24 Volt-Gleichstrom, 2 Batterien, Abstützfeldbeleuchtung. Die elektrische Anlage entspricht der EG-Norm.

Zusatzausrüstung: (gegen Mehrpreis) Anhängerkupplung, motorunabhängige Zusatzheizung mit Motorvorwärmung, 8 x 8 Antrieb, 445/ 95 R 25 (16.00 R 25), 525/80 R 25 (20.5 R 25) Bereifung, Reserverad, Sonderlackierung und Beschriftung. Weitere Zusatzausrüstung auf Anfrage.

Oberwagen

Rahmen: Verwindungssteife Schweißkonstruktion mit einer außenverzahnten, einreihigen Kugeldrehverbindung, um 360° unbegrenzt drehbar. Zentralschmieranlage.

Motor: Mercedes-Benz 4-Zylinder-Dieselmotor OM 934 LA (Euromot IV / EPA Tier 4f), wassergekühlt. Drehzahl über Fußpedal stufenlos regelbar, Leistung 129 kW (175 PS) bei 2200 min⁻¹. Drehmoment 750 Nm (77 kpm) bei 1200 - 1600 min⁻¹. Motorleistung nach ECE R 120. Kraftstoffbehälter 220 l. AdBlue-Behälter: 10 l.

Hydraulik System: Diesel-hydraulisch mit 3-Kreis-Hydraulik, 1 leistungsgeregelte Axialkolbendoppelpumpe (elektro-hydraulisch verstellbar) und 2 Zahnradpumpen, Ölkühler.

Steuerung: Zwei 4-fach Kreuzsteuerhebel mit elektrischer Vorsteuerung.

Teleskopausleger: Fünfteiliger Teleskopausleger aus hochfestem Feinkornstahl, bestehend aus einem Grundausleger und 4 Teleskopteilen, 1 Teleskopzylinder, hydraulisch unter Teillast teleskopierbar, 11,1 m - 44 m lang. Rollenkopf mit 6 Seilrollen.

Wippwerk: Ein Differentialzylinder mit angebautem Senkbremssventil.

Hubwerk: Axialkolben-Konstant-Motor, Hubwerkstrommel mit eingebautem Planetengetriebe und federbelasteter Hydro-Lamellenbremse mit integriertem Freilauf beim Heben, Seilwindendrehmelder. Hubseil mit 'Super-Stop' Einrichtung.

Drehwerk: Axialkolben-Motor, zweistufiges Planetengetriebe mit fußbetätigter Betriebsbremse und Feststellung. Drehgeschwindigkeit stufenlos von 0 - 2 min⁻¹.

Gegengewicht: Standard 11,0 t teilbar. Die Bedienung erfolgt aus der Oberwagenkabine.

Oberwagenkabine: Großräumige Krankabine in Stahl-Kunststoff-Ausführung mit Sicherheitsverglasung und getönten Scheiben, kippbarem Arbeitsplatz mit verstellbarem, mechanisch gedämpftem Fahrersitz mit Heizung, motorunabhängige Heizung mit Motorvorwärmung, Klimaanlage, Radio / CD-Player, Kontroll- und Bedienungselemente für Kranbetrieb, Abstützbetätigung und Verfahrbarkeit vom Oberwagen.

Elektrische Anlage: 24 Volt-Gleichstrom, 2 Batterien.

Sicherheitseinrichtungen: Elektronische Lastmomentbegrenzung (LMB), Dreh- und Arbeitsbereichsbegrenzung mit 'Slow-Stop' Funktion, Hubendschalter, Windenendschalter, Sicherheitsventile gegen Rohr- und Schlauchbrüche.

Zusatzausrüstung: (gegen Mehrpreis) 'Lift Adjuster', abwinkelbare Spitzen 1,6 m und 9/16 m wahlweise abwinkelbar 0°, 20° und 40° oder hydraulisch 0°- 40°, Zusatzgegengewicht 5,5 t, verschiedene Unterflaschen, 2. Hubwerk (wie Hauptwinde), Sonderlackierung und Beschriftung. Weitere Zusatzausrüstung auf Anfrage.

Équipement

Châssis

Châssis: Construction mécano-soudée, en acier à grain fin très rigide, résistant aux flexions et aux torsions. Graissage centralisé.

Calage: Dispositif de calage horizontal et vertical en 4 points, entièrement déployable hydrauliquement, y compris distance entre appuis asymétrique, détection de longueur automatique et commande des mouvements sur les deux côtés du porteur et depuis la cabine de la superstructure.
Calage 6,4 m (5,4 m / 4,4 m / 2,4 m) x 7,9 m.

Moteur: Mercedes-Benz diesel 6 cylindres, modèle OM 470 LA, (Euromot IV / EPA Tier 4f), refroidi par eau, de 320 kW (435 CV) à 1700 min⁻¹. Couple: 2100 Nm (214 kpm) à 1300 min⁻¹. Puissance selon ECE R 120. Capacité du réservoir 400 l. Capacité du réservoir AdBlue: 40l.

Boîte de vitesse: Boîte mécanique ZF-AS-Tronic, modèle 12 AS 2531 avec embrayage à sec électro-pneumatique et commande des vitesses et boîte automatique, 12 vitesses AV et 2 vitesses AR.

Boîte de transfert: à 2 gammes.

Entraînement: 8 x 6 (8 x 8 option).

Essieux:

1^{er} essieu: directeur, non entraîné.

2^{ème} essieu: directeur, entraîné, blocage de différentiel transversal.

3^{ème} essieu: directeur, entraîné, blocage de différentiel longitudinal et transversal.

4^{ème} essieu: directeur, entraîné, blocage de différentiel transversal.

Suspension: Hydro-pneumatique, avec réglage de niveau.

Freins: Système de frein à disques, à air comprimé, à double circuit avec système ABS. Frein de stationnement: avec accumulateurs à ressort agissant sur le 2^{ème}, 3^{ème} et 4^{ème} essieu. Intarder et frein moteur conçus comme frein continu.

Pneus: 8 x 385/95 R 25 (14.00 R 25), (largeur 2,55 m).

Direction: Servocom à double circuit, marque ZF. Direction mécanique du 1^{er} et 2^{ème} essieu, direction à assistance électro-hydraulique du 4^{ème} essieu jusqu'à une vitesse de 25 km/h, avec pompe de secours pour direction. Direction de tous les essieux possible. Direction hydro-statique de tous les essieux depuis la cabine du grutier.

Cabine: Cabine bi-place, construction en matière composite fibre de verre et acier. Vitrage en verre de sécurité, siège conducteur chauffant, sièges suspendus pneumatiquement. Chauffage à eau chaude relié au moteur, climatisation, radio / CD-player. Organes de contrôle et de commande pour la conduite. Régulateur de vitesse, système automatique de freinage.

Système électrique: 24 V courant continu, 2 batteries, éclairage des points de calage. Conforme aux normes CE.

Équipement supplémentaire: (avec supplément de prix) Attache-remorque, chauffage auxiliaire indépendant du moteur avec préchauffage du moteur. Entraînement 8 x 8, pneus 445/95 R 25 (16.00 R 25), 525/80 R 25 (20.5 R 25), roue de secours, peinture spéciale et inscription. Autres équipements supplémentaires sur demande.

Superstructure

Plate forme: Construction mécano-soudée résistante à la torsion. Couronne d'orientation à billes à une rangée, à denture extérieure, permettant une rotation illimitée sur 360°. Graissage centralisé.

Moteur: Mercedes-Benz diesel 4 cylindres, modèle OM 934 LA (Euromot IV / EPA Tier 4f), refroidi par eau. Réglage du nombre de tours par pédale, de 129 kW (175 CV) à 2200 min⁻¹. Couple: 750 Nm (77 kpm) à 1200 - 1600 min⁻¹. Puissance selon ECE R 120. Capacité du réservoir 220 l. Capacité du réservoir AdBlue: 10l.

Système hydraulique: Diesel-hydraulique à 3 circuits, 1 double pompe à pistons axiaux à régulation de puissance (à réglage électro-hydraulique) et 2 pompes à engrenages, refroidisseur d'huile.

Commande: 2 manipulateurs à commande en croix (4 sens), assistés électriquement.

Flèche télescopique: 1 flèche de base et 4 éléments télescopiques en acier fin très résistant, 1 vérin télescopique, hydrauliquement télescopable avec charge partielle. Longueur 11 m à 44 m. Tête de flèche avec 6 poulies.

Mécanisme de relevage: 1 vérin différentiel muni de clapet de freinage de descente.

Mécanisme de levage: Moteur à cylindrée constante à pistons axiaux, tambour de levage avec boîte planétaire incorporée, frein d'arrêt à disques multiples à ressort, libéré lors du levage, indicateur de rotation du treuil. Câble de levage avec dispositif 'Super-Stop'.

Groupe de rotation: Moteur à pistons axiaux, avec entraînement planétaire à 2 gammes. Frein de service actionné par l'intermédiaire d'une pédale et frein d'arrêt. Vitesse de rotation 0 à 2 min⁻¹ en continu.

Contrepoids: Standard 11,0 t divisible, commandé depuis la cabine du grutier.

Cabine du grutier: Cabine de grue spacieuse, construction en matière combinée acier / synthétique, avec vitrage de sécurité en verre teinté, siège chauffant, réglable et amorti mécaniquement, inclinable avec instruments de commande, chauffage auxiliaire non alimenté par le moteur, avec préchauffage du moteur, climatisation, radio / CD-player, éléments de commande et de contrôle pour travaux sur chantier, conduite et calage de la grue depuis la cabine du grutier.

Système électrique: 24 V courant continu, batteries.

Dispositifs de sécurité: Contrôleur de l'état de charge (CEC) électronique, limitation de rotation et limitation de la zone de travail avec fonction « Slow-Stop », interrupteur de fin de course de levage et de treuil, soupapes de sécurité contre ruptures des conduites et flexibles.

Équipement supplémentaire: (avec supplément de prix) 'Lift Adjuster', fléchettes inclinables 1,6 m et 9/16 m au choix inclinables 0°, 20° et 40° ou hydrauliquement 0° à 40°, contrepoids additionnel 5,5 t, sélection de moufles inférieures, 2^{ème} treuil de levage (identique au treuil principal), peinture spéciale et inscription. Autres équipements supplémentaires sur demande.

Chasis

Chasis portante: Construcción de acero de alta resistencia soldado, resistente a la torsión y a la flexión. Sistema de engrase central.

Estabilizadores: Estabilizadores telescópicos hidráulicos de 4 puntos, incl. base de apoyo asimétrica y detección automática de longitud, posibilidad de manejo desde ambos lados del chasis portante y desde la cabina de la grúa. Extensión de los estabilizadores: 6,4 m (5,4 m / 4,4 m / 2,4 m) x 7,9 m.

Motor: Mercedes-Benz modelo OM 470 LA, (Euromot IV / EPA Tier 4f), 6 cilindros, diesel, refrigerado por agua. Nominal 320 kW (435 CV) a 1700 min⁻¹. Par 2100 Nm (214 kpm) a 1300 min⁻¹. Potencia del motor según ECE R 120. Depósito de combustible de 400 l. Depósito AdBlue 40 l.

Transmisión: Transmisión mecánica tipo ZF-AS Tronic modelo 12 AS 2531 con accionamiento electro-neumático, embrague en seco y cambio automático 12 marchas delanteras y 2 marchas traseras.

Caja transfer: Caja de distribución (transfer) con 2 relaciones de velocidad.

Tracción: 8 x 6 (8 x 8 opción).

Ejes:

- 1º eje: de dirección, no accionado.
- 2º eje: de dirección, accionado, con bloqueo diferencial transversal.
- 3º eje: de dirección, accionado, con bloqueo diferencial transversal y longitudinal.
- 4º eje: de dirección, accionado, con bloqueo diferencial transversal.

Suspensión: Suspensión hidroneumática con regulación de nivel.

Sistemas de frenos: Sistema de frenos de disco neumático de doble circuito con sistema antibloqueo ABS. Freno de estacionamiento del tipo freno de muelle, accionando sobre los ejes 2º, 3º y 4º. Intarder y freno motor como freno continuo.

Neumáticos: 8 x 385/95 R 25 (14.00 R 25), (ancho 2,55 m).

Dirección: Hidráulica ZF Servocom de doble circuito. Dirección mecánica al 1º y 2º eje y direccionable al 4º eje hasta una velocidad de 25 km/h, con asistencia electro-hidráulica. Bomba hidráulica de emergencia accionada por la transmisión. Dirección a todos los ejes. Desde la cabina de la superestructura: dirección hidrostática a ambos ejes.

Cabina: Cabina para dos personas, en construcción de acero y fibra de vidrio. Cristales de seguridad, asiento con suspensión neumática, asiento de conductor calefactado. Calefacción por agua caliente del motor, climatización, radio / CD-player. Elementos de control y manejo para circular por carretera. Regulador de velocidad, sistema automático de frenado.

Sistema eléctrico: Sistema de 24 V c.c. con dos baterías, faros de trabajo en los estabilizadores. El sistema eléctrico cumple la normativa CEE.

Equipo adicional: (con suplemento de precio) Enganche de remolque, calefacción adicional con precalefacción del motor, Tracción 8 x 8, neumáticos 445/95 R 25 (16.00 R 25), 525/80 R 25 (20.5 R 25), rueda de repuesto, pintura especial e rotulación. Otros equipamientos sobre pedido.

Superestructura

Superestructura: Construida en aceros soldados, resistente a la torsión. Corona de giro con rodamiento de una fila de bolas con dientes externos con giro continuo de 360°. Sistema de engrase central.

Motor: Mercedes-Benz modelo OM 934 LA (Euromot IV / EPA Tier 4f), 4 cilindros, diesel, refrigerado por agua. Las revoluciones aumentan de forma gradual accionado el acelerador. Nominal 129 kW (175 CV) a 2200 min⁻¹. Par 750 Nm (77 kpm) a 1200 - 1600 min⁻¹. Potencia del motor según ECE R 120. Depósito de combustible de 220 l. Depósito AdBlue 10 l.

Sistema hidráulico: Sistema hidráulico de 3 circuitos, 1 bombadoble de pistones axiales de caudal variable (regulable electro-hidráulicamente) y 2 bombas de engranajes, enfriador de aceite.

Mandos: 2 palancas de control de tipo joy-stick para movimientos simultáneos de la grúa (4 direcciones), asistidos eléctricamente.

Pluma telescópica: 5 secciones, un tramo base y 4 telescópicos de acero de alta resistencia soldado, 1 cilindro hidráulico, los tramos se pueden telescopar hidráulicamente bajo carga parcial. Longitud de 11 m a 44 m. Cabeza de pluma con 6 poleas.

Elevación de pluma: Mediante un cilindro diferencial con válvula de retención integrada.

Cabrestante principal: Motor de cilindrada variable de pistones axiales. Tambor del cabrestante con reducción planetaria y frenos de disco múltiples cargado por resorte, con sistema libre de elevación indicador de giros del cabrestante. Cable de elevación con sistema 'Super-Stop'.

Mecanismo de giro: Motor hidráulico de pistones axiales con reducción planetaria de dos etapas. Freno de servicio controlado por pedal y freno de estacionamiento. Velocidad de giro variable de 0 a 2 min⁻¹.

Contrapeso: El estándar 11,0 t divisible, se acciona desde la cabina de la grúa.

Cabina de la grúa: Cabina espaciosa y confortable, en construcción de acero y fibra de vidrio, con cristales tintados de seguridad. Asiento de operador regulable amortiguado mecánicamente, inclinable junto con los instrumentos y mandos, asiento calefactado. Calefacción independiente del motor y precalefacción del motor, climatización, radio / CD-player. Elementos de control y mando para el manejo de la grúa y para el desplazamiento en obra. Mandos para nivelación y extensión de los estabilizadores.

Sistema eléctrico: Sistema de 24 V c.c. con dos baterías.

Medidas de seguridad: Limitador electrónico del momento de carga (LMC), limitador de giro y limitación del área de trabajo con función de "Slow-Stop", interruptor final de elevación, interruptor de 3 últimas vueltas en cabrestante, válvulas de seguridad para rotura de tubos y latiguillos.

Equipo adicional: (con suplemento de precio) 'Lift Adjuster', plumines 1,6 m y 9/16 m regulables de 0°, 20° et 40° o, alternativamente, regulables hidráulicamente de 0° a 40°, contrapeso adicional de 5,5 t, selección de pastecas de carga, 2º cabrestante (similar al cabrestante principal), pintura especial y rotulación. Otros equipamientos sobre pedido.

Equipaggiamento

Carro

Telaio: Struttura saldata resistente a sollecitazioni a torsione e flessione in acciaio a grano fine ad alta resistenza. Impianto di lubrificazione centrale.

Stabilizzazione: Stabilizzazione telescopica su 4 punti, di tipo idraulico, incl. base di appoggio asimmetrica, rilevamento automatico lunghezza, possibilità di comando dai due lati del telaio e dalla cabina della sovrastruttura. Base di appoggio 6,4 m (5,4 m / 4,4 m / 2,4 m) x 7,9 m.

Motore: Motore Diesel a 6 cilindri Mercedes-Benz OM 470 LA, (Euromot IV / EPA Tier 4f), raffreddato ad acqua, potenza 320 kW (435 PS) a 1700 min⁻¹. Coppia 2100 Nm (214 kpm) a 1300 min⁻¹. Potenza motore conforme a ECE R 120. Serbatoio carburante 400 l. Serbatoio AdBlue: 40 l.

Cambio: Cambio meccanico ZF-AS-Tronic 2531 con frizione a secco ad azionamento elettro-pneumatico e innesto marce automatico, con 12 marce avanti e 2 retromarce.

Gruppo di rinvio: Gruppo di rinvio a 2 stadi.

Trasmissione: 8 x 6

Assi:

1° asse: snodato, non asse motore.

2° asse: snodato, asse motore, bloccaggio differenziale trasversale.

3° asse: snodato, asse motore, bloccaggio differenziale longitudinale e trasversale.

4° asse: snodato, asse motore, bloccaggio differenziale trasversale.

Sospensione assiale: Sospensione idro-pneumatica con regolazione di livello.

Freni: Impianto frenante con freni a disco a doppio circuito ad aria compressa con sistema ABS. Freno di stazionamento, agente sul 2°, 3° e 4° asse come freno a molla a rilascio pneumatico. Intarder e freno motore come freno continuo.

Ruote: 8x 385/95 R 25 (14.00 R 25)

Sterzo: Idrosterzo a doppio circuito ZF Servocom. Sterzata meccanica del 1° e 2° asse e attivazione sul 4° asse fino a una velocità di 25 km/h, a sostentamento elettroidraulico, con pompa sterzo di emergenza. Possibilità di disporre di tutti gli assi sterzanti. Sterzata idrostatica di tutti gli assi dalla cabina della sovrastruttura.

Cabina del carro: Cabina conducente frontale per due, in struttura composita acciaio-plastica, vetratura di sicurezza, sedili molleggiati (sedile conducente con riscaldamento) e riscaldamento acqua dipendente dal motore, climatizzatore, radio / CD player, elementi di controllo e comando per la marcia. Funzione Tempomat/Bremsomat.

Impianto elettrico: Corrente continua 24 Volt, 2 batterie, illuminazione zona di stabilizzazione. L'impianto elettrico è conforme agli standard CE.

Equipaggiamento aggiuntivo: (a sovrapprezzo)

Gancio di traino, riscaldamento supplementare indipendente dal motore con preriscaldamento motore, trasmissione 8 x 8, pneumatici 445/95 R 25 (16.00 R 25), 525/80 R 25 (20.5 R 25), ruota di scorta, verniciatura speciale e diciture. Altro equipaggiamento aggiuntivo su richiesta.

Sovrastruttura

Telaio: Struttura saldata resistente alla torsione con corona di rotazione a sfere ad una fila, dentata esternamente, ruotabile di 360° senza limitazioni. Impianto di lubrificazione centrale.

Motore: Motore Diesel a 4 cilindri Mercedes-Benz OM 934 LA, (Euromot IV / EPA Tier 4f), raffreddato ad acqua. Regolazione continua numero di giri da pedale, potenza 129 kW (175 PS) a 2200 min⁻¹. Coppia 750 Nm (77 kpm) a 1200 - 1600 min⁻¹. Potenza motore conforme a ECE R 120. Serbatoio carburante 220 l. Serbatoio AdBlue: 10 l.

Impianto idraulico: Diesel-idraulico con idraulica a 3 circuiti, 1 pompa doppia a pistoni assiali con regolazione di potenza (regolazione elettroidraulica) e 2 pompe a ingranaggi, radiatore olio.

Comando: Due leve di comando gru x4 con precomando elettrico.

Braccio telescopico: Braccio telescopico in cinque sezioni in acciaio a grano fine ad alta resistenza, composto da un braccio base e 4 sezioni telescopiche, 1 cilindro telescopico, funzione telescopica ad azionamento idraulico sotto carico parziale. Lunghezza 11,1 m - 44 m. Testa rullo con 6 pulegge.

Gruppo di brandeggio: Un cilindro differenziale con valvola di frenata caduta verticale montata.

Meccanismo di sollevamento: Motore costante a pistone assiale, tamburo del meccanismo di sollevamento con rotismo epicicloidale incorporato e freno a disco idraulico sollecitato a molla con ruota libera integrata nel sollevamento, indicatore delle rotazioni dei verricelli. Fune di sollevamento con dispositivo 'Super-Stop'.

Gruppo di rotazione: Motore a pistone assiale, ingranaggio epicicloidale a due stadi con freno di servizio azionato a pedale e stazionamento. Velocità di rotazione regolabile in continuo da 0 a 2 min⁻¹.

Contrappeso: Standard 11,0 t divisibile. L'azionamento si effettua dalla cabina della sovrastruttura.

Cabina della sovrastruttura: Spaziosa cabina della gru in acciaio-plastica, con vetratura di sicurezza e cristalli oscurati, postazione di lavoro ribaltabile con sedile conducente regolabile, con molleggio meccanico e riscaldamento, riscaldamento indipendente dal motore con preriscaldamento motore, climatizzatore, radio/lettore CD, elementi di controllo e comando per esercizio gru, azionamento stabilizzazione e guida dalla sovrastruttura.

Impianto elettrico: Corrente continua 24 Volt, 2 batterie.

Dispositivi di sicurezza: Limitatore del momento di carico (LMC) elettronico con delimitazione dell'area di rotazione e delimitazione dell'area di lavoro con funzione Slow-Stop, interruttore di fine corsa, fine corsa argani, valvole di sicurezza contro rottura tubi e tubi flessibili.

Equipaggiamento aggiuntivo: (a sovrapprezzo)

'Lift Adjuster', ponte da 1,6 m e 9/16 m a scelta con regolazione angolo 0°, 20° e 40° o regolazione angolo idraulica 0°-40°, contrappeso aggiuntivo 5,5 t, diversi bozzelli, 2° meccanismo di sollevamento (come argano principale), verniciatura speciale e diciture. Altro equipaggiamento aggiuntivo su richiesta.

Ходовая платформа

Рама: Жёсткая на скручивание и изгиб сварная конструкция из высокопрочной мелкозернистой стали. Централизованная смазочная система.

Аутригеры: Гидравлическая опора в четырех точках с телескопическим выдвиганием, включая поддержку асимметричной базы аутригеров и автоматическое распознавание положения стрелы, возможность управления с обеих сторон ходовой части и из кабины на поворотной платформе. Опорная база 6,4 м (5,4 м / 4,4 м / 2,4 м) x 7,9 м.

Двигатель: 6-цилиндровый дизельный двигатель Mercedes-Benz OM 470 LA, (Euromot IV / EPA Tier 4f), с водяным охлаждением, мощность 320 кВт (435 л.с.) при 1 700 об/мин. Крутящий момент 2 100 Н·м (214 кгс·м) при 1 300 об/мин. Мощность двигателя согласно ECE R 120. Топливный бак 400 л. Бак для присадки AdBlue: 40 л.

Коробка передач: Механическая коробка передач ZF-AS-Tronic 2531 с электронно-пневматическим управлением сухим дисковым сцеплением и полностью автоматическим переключением 12 передач переднего и 2 передач заднего хода.

Раздаточная коробка: 2-ступенчатая раздаточная коробка.

Привод: 8 x 6

Оси:

- 1-я ось: управляемая, неприводная.
- 2-я ось: управляемая, приводная, с поперечной блокировкой межколёсного дифференциала.
- 3-я ось: управляемая, приводная, с продольной и поперечной блокировкой межколёсного дифференциала.
- 4-я ось: управляемая, приводная, с поперечной блокировкой межколёсного дифференциала.

Подвеска оси: Гидропневматическая подвеска с регулировкой уровня.

Тормоза: Пневматическая двухмагистральная дисковая тормозная система с антиблокировочной системой ABS. Стояночный тормоз, представляющий собой тормозной механизм с пружинным энергоаккумулятором, воздействует на 2-ю, 3-ю и 4-ю оси. Интардер и моторный тормоз в качестве постоянного тормоза.

Колеса: 8-ные 385/95 R 25 (14.00 R 25)

Рулевое управление: Двухконтурное гидравлическое рулевое управление ZF-Servocom. Механическое рулевое управление 1-й и 2-й осями и автоматическое подруливание 4-й осью при скорости до 25 км/ч с электрогидравлическим сервоусилителем и резервным насосом рулевого управления. Возможно рулевое управление всеми осями. Гидростатическое управление всеми осями из кабины на поворотной платформе.

Кабина ходовой платформы: Двухместная передняя кабина водителя композитной конструкции (металлический лист и стекловолокно), безосколочное стекло, сиденья с пневматической подвеской (сиденье водителя с подогревом), водяной отопитель, зависящий от работы двигателя, кондиционер, радиоприемник / CD-плеер, элементы управления и индикации для ходового режима. Функция темпомата / автоматического торможения.

Система электрооборудования: 24 вольт пост. тока, 2 аккумуляторные батареи, подсветка аутригеров. Электрооборудование отвечает стандарту EC.

Дополнительное оборудование: (за надбавку к цене) Тягово-сцепное устройство, независимый от работы двигателя дополнительный отопитель с подогревом двигателя, привод 8 x 8, шины 445/ 95 R 25 (16.00 R 25), 525/80 R 25 (20.5 R 25), запасное колесо, специальное лаковое покрытие и нанесение надписей. Другое дополнительное оборудование – по запросу.

Оборудование

Поворотная платформа

Рама: Жёсткая на скручивание сварная конструкция с однорядным сферическим поворотным соединением с внешними зубьями, с неограниченным поворотом на 360°. Централизованная смазочная система.

Двигатель: 4-цилиндровый дизельный двигатель Mercedes-Benz OM 934 LA, (Euromot IV / EPA Tier 4f), с водяным охлаждением. Бесступенчатая регулировка оборотов посредством педали, мощность 129 кВт (175 л.с.) при 2 200 об/мин. Крутящий момент 750 Н·м (77 кгс·м) при 1 200 – 1 600 об/мин. Мощность двигателя согласно ECE R 120. Топливный бак 220 л. Бак для присадки AdBlue: 10 л.

Гидравлическая система: Дизельно-гидравлическая с 3-контурным гидроагрегатом, 1 аксиально-поршневой насос двойного действия (с электрогидравлической регулировкой) и 2 шестеренных насоса, масляный радиатор.

Система управления: Два 4-сторонних крестовых рычага управления с предварительным электрическим регулированием.

Телескопическая стрела: Пятисекционная телескопическая стрела из высокопрочной мелкозернистой стали, включает основную секцию стрелы и 4 телескопических секций, 1 телескопический цилиндр, выдвигается гидравлическим способом по мере создания нагрузки. Длина 11,1 м – 44 м. Роликовая обойма с 6-ю канатными шкивами.

Механизм изменения подъёма стрелы: Дифференциальный цилиндр со смонтированным на нем клапаном спускного тормоза.

Подъемный механизм: Аксиально-поршневой двигатель с постоянным рабочим объемом, барабан подъемного механизма с встроенной планетарной коробкой передач и пружинным гидравлическим многодисковым тормозом с встроенным механизмом свободного хода при подъеме, сигнализатор вращения барабана лебедки. Подъемный трос с тормозным приспособлением 'Super-Stop'.

Поворотный механизм: Аксиально-поршневой двигатель с постоянным рабочим объемом, двухступенчатая планетарная коробка передач с ножным рабочим тормозом и механизм блокировки. Бесступенчатое изменение скорости вращения, 0 – 2 об/мин.

Противовес: Стандартный, 11,0 т, секционный. Управление осуществляется из кабины на поворотной платформе.

Кабина на поворотной платформе: Просторная кабина крана композитной конструкции (металл и пластик), остекление тонированным безосколочным стеклом, откидное рабочее место с регулируемым по высоте сиденьем водителя с механическим амортизатором и подогревом, независимый от работы двигателя отопитель с подогревом двигателя, кондиционер, радио / CD-плеер, элементы управления и индикации для режима работы крана, выдвигания аутригеров и перемещения крана по рабочей площадке.

Система электрооборудования: 24 вольт пост. тока, 2 аккумуляторные батареи.

Устройства безопасности: Электронный ограничитель момента нагрузки (LMB), ограничитель зоны поворота и рабочей зоны с функцией медленной остановки 'Slow-Stop', концевой выключатель лебедки, клапаны безопасности на случай повреждения гидравлических трубок и шлангов.

Дополнительное оборудование: (за надбавку к цене) Регулятор подъема 'Lift Adjuster', гуськи с изменением угла наклона 1,6 м и 9/16 м, по выбору регулятор угла поворота 0°, 20° и 40° или гидравлический регулятор 0°–40°, дополнительный противовес 5,5 т, различные крюковые обоймы, 2-й подъемный механизм (аналогичный главной лебедке), специальная лакировка и нанесение надписей. Другое дополнительное оборудование – по запросу.

ADDITIONAL INFORMATION

ZUSATZINFORMATIONEN
INFORMATIONS SUPPLÉMENTAIRES
INFORMACIÓN ADICIONAL
ALTRE INFORMAZIONI
ДОПОЛНИТЕЛЬНАЯ ИНФОРМАЦИЯ



Additional information · Zusatzinformationen · Informations supplémentaires

Remarks relating to the capacity charts · Anmerkungen zu den Traglasttabellen Remarques relatives aux tableaux des charges

1. The lifting capacities in the structural area are based on EN 13000.
2. The lifting capacities in the stability area are based on ISO 4305 / EN 13000.
3. Depending on the boom length, with the lifting capacity charts, wind speeds up to max. 15 m/s are admissible. Due to the different extension sequences of the various telescopes, the boom lengths may differ slightly from those indicated in the lifting capacity charts.
4. The lifting capacities are shown in metric tons.
5. The weight of load handling devices such as hook blocks, slings, etc., must be considered as part of the load and must be deducted from the lifting capacities.
6. The lifting capacities for the telescopic boom apply to a crane with no jib being stowed or mounted on the crane.
7. The working radius is the horizontal distance from the centre of rotation to the centre of the freely suspended non-oscillating load.

1. Die Tragfähigkeiten im Festigkeitsbereich basieren auf EN 13000.
2. Die Tragfähigkeiten im Standsicherheitsbereich entsprechen ISO 4305 / EN 13000.
3. In Abhängigkeit der Auslegerlänge sind bei den Traglasttabellen Windgeschwindigkeiten bis max. 15 m/s zulässig. Aufgrund unterschiedlicher Ausfahrfolgen der Teleskope können die in den Traglasttabellen angegebenen Auslegerlängen geringfügig abweichend sein.
4. Die Tragfähigkeiten sind in metrischen Tonnen angegeben.
5. Das Gewicht des Lasthakens bzw. der Unterflasche und weiterer Anschlagmittel ist von der Tragfähigkeit abzuziehen.
6. Die Tragfähigkeiten für den Teleskopausleger gelten nur bei demontierter Auslegerverlängerung.
7. Die Ausladung ist der horizontale Abstand von Mitte Drehkranz bis Mitte freihängender, nicht schwingender Last.

1. Les forces de levage sont conformes aux normes EN 13000.
2. Les forces de levage dans la partie de stabilité au renversement sont conformes aux normes ISO 4305 / EN 13000.
3. En fonction de la longueur de la flèche, des vitesses du vent jusqu'à 15 m/s maxi. sont admissibles avec les tableaux des charges. A cause des séquences d'extension différentes des télescopes individuels, les longueurs de flèche peuvent varier légèrement par rapport aux valeurs indiquées dans les tableaux de charge.
4. Les forces de levage sont données en tonnes métriques.
5. Le poids du crochet-moufle et de tous les accessoires d'élingage font partie de la charge et sont à déduire des charges indiquées.
6. Les forces de levage indiquées pour la flèche télescopique s'entendent rallonge de flèche déposée.
7. Comme portée, on entend la distance horizontale du centre de la couronne de rotation au centre de la charge librement suspendue et non oscillante.

General remarks · Allgemeine Anmerkungen · Remarques générales

Unless otherwise specified, all the information given in this brochure refers to the standard equipment of the crane and only is intended as general information. For correct crane operation, the original operating manual and lifting capacity charts are essential. No liability is accepted for the accuracy of this information. Errors and omissions excepted. Illustrations are similar only. All dimensions - unless otherwise specified - in mm.

Alle Angaben in dieser Broschüre beziehen sich - wenn nicht anderweitig aufgeführt - auf die Standard-Ausstattung des Krans und dienen nur zur allgemeinen Information. Zum ordnungsgemäßen Betrieb des Krans sind die original Bedienungsanleitung und Traglasttabellen maßgeblich. Alle Angaben erfolgen ohne Gewähr. Änderungen und Irrtümer vorbehalten. Abbildungen ähnlich. Alle Bemaßungen - wenn nicht anders angegeben - in mm.

Sauf indication contraire, toutes les informations dans cette brochure se rapportent à l'équipement standard de la grue et constituent uniquement des informations générales. Pour le fonctionnement correct de la grue, le manuel d'instructions original et les tableaux des charges de levage sont déterminants. Toutes les informations sont fournies sans garantie. Sous réserve de modifications techniques et d'erreurs. Illustrations similaires mais pas identiques à l'engin montré. Toutes les cotes - sauf indication différente - en mm.

Notas relativas a los graficos de carga · Annotazioni sulle tabelle delle portate
Примечания к таблицам грузоподъемности

1. En cuanto a los datos referentes a resistencia, las capacidades de carga están basados sobre las normas EN 13000.
2. En cuanto a los datos referentes a estabilidad anti-vuelco, las capacidades de carga están basados sobre las normas ISO 4305 / EN 13000.
3. En función de la longitud de la pluma, las tablas de carga permiten velocidades del viento hasta un máximo de 15 m/s. Debido a las diferentes secuencias de extensión de los telescopios, puede haber algunas variaciones insignificantes con respecto a las longitudes de pluma indicadas en las tablas de carga.
4. Las capacidades de carga indicadas en las tablas corresponden a toneladas métricas.
5. Hay que deducir los pesos del gancho, eslingas y de otros dispositivos para fijación de cargas de los valores indicados en las tablas.
6. Las capacidades de carga referentes a la pluma telescópica valen solamente si el alargamiento de pluma está desmontado.
7. Como alcance se entiende la distancia horizontal desde el centro de la corona de giro hasta el centro de la carga suspendida libremente y no oscilante.

1. Le capacità di carico nel range di resistenza sono riferite alla norma EN 13000.
2. Le capacità di carico nel range di stabilità sono conformi alle norme ISO 4305 / EN 13000.
3. Nelle tabelle delle portate sono ammesse velocità del vento fino a max. 15 m/s in funzione della lunghezza del braccio.
Considerata la diversa sequenza di sfilo dei telescopi, le lunghezze del braccio indicate nelle tabelle delle portate possono essere lievemente differenti.
4. Le capacità di carico sono indicate in tonnellate metriche.
5. Il peso del gancio di carico, ovvero del bozzello e delle altre imbracature deve essere detratto dalla capacità di carico.
6. Le capacità di carico per il braccio telescopico sono applicabili soltanto con prolunga del braccio smontata.
7. Per sbraccio si intende la distanza orizzontale dal centro della corona rotante al centro del carico sospeso, ma non oscillante.

1. Значения грузоподъемности в пределах категории прочности основаны на положениях стандарта EN 13000.
2. Значения грузоподъемности в пределах области устойчивости соответствуют стандарту ISO 4305 / EN 13000.
3. В зависимости от длины стрелы таблицы грузоподъемности допускают скорость ветра до макс. 15 м/с. При разных вариантах телескопирования стрелы её длина может незначительно отличаться от указанной в таблицах грузоподъемности.
4. Грузоподъемность указана в метрических тоннах.
5. Из грузоподъемности необходимо вычесть вес грузового крюка или крюковой обоймы, а также других грузозахватных приспособлений.
6. Значения грузоподъемности для телескопической стрелы действительны только при демонтированном удлинителе стрелы (гуське).
7. Вылет — это расстояние по горизонтали от центра поворотного круга до центра свободно подвешенного груза без раскачивания.

Notas adicionales · Annotazioni generali · Общие примечания




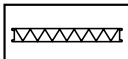
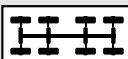





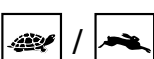











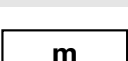









A no ser que se indique lo contrario, todos los datos incluidos en este folleto hacen referencia al equipamiento estándar de la grúa y sólo tienen un carácter informativo general. El manual de instrucciones original y las tablas de capacidades de carga son determinantes para lograr un correcto funcionamiento de la grúa. Todos los datos se facilitan sin garantía. Reservadas las modificaciones y los errores. Ilustraciones similares. Todas las dimensiones - salvo indicación en contrario - en mm.


Se non diversamente specificato, tutti i dati di questa brochure si riferiscono alla dotazione standard della gru e sono da considerarsi come informazioni generali. Per un esercizio corretto della gru, sono determinanti il manuale d'uso originale e le tabelle delle portate. Si declina ogni responsabilità per tutti i dati. Con riserva di modifiche ed errori. Figure simili. Tutte le quotature sono in mm (se non diversamente specificato).

Все данные, приведенные в этой брошюре, относятся – если не указано иное – к стандартному оснащению крана и служат лишь для общей информации. Порядок надлежащей эксплуатации крана определяется оригиналом руководства по эксплуатации и таблицами грузоподъемности. Все данные приведены без обязательств. Возможны изменения и ошибки. Иллюстрации являются приблизительными. Все размеры – если не указано другое – в мм.

Symbols · Symbolerklärung · Glossaire des symboles

Glosario de simbolos · Spiegazione dei simboli · Условные обозначения

| | | | |
|--|---|---|--|
|  | Gross weight · Gesamtgewicht Poids total · Peso total Peso totale · Полная масса |  | Hydraulically tiltable jib · hydraulisch abwinkelbare Spitze Flèche inclinable hydrauliquement · Plumín regulable hidráulicamente · Punta con regolazione angolo idraulica Гусек гидравлический с изменением угла наклона |
|  | Axle load · Achslast Charge à l'essieu · Carga por eje Carico assiale · Осьевая нагрузка |  | Fly jib section · Spitzenteil Élément de flèche · Plumín Parte punta · Головная секция |
|  | Drive · Antrieb Entraînement · Tracción Trazione · Привод |  | Swing area · Drehbereich Rayon de rotation · Zona de giro Area di rotazione · Область поворота |
|  | Tyres · Bereifung Pneus · Neumáticos Pneumatici · Шины |  | Hydraulically lockable · Hydraulisch verriegelbar Verrouillable hydrauliquement · Con embulonamiento hidráulico · Con dispositivo di bloccaggio idraulico Гидравлическая блокировка |
|  | Gradeability · Steigfähigkeit · Capacité de gravissement de pente · Superación de pendientes · Capacità di salita Способность преодолевать подъем |  | Main winch · Hubwinde · Mécanisme de levage Cabrestante principal · Meccanismo di sollevamento Главная лебедка |
|  | Off road / On road · Gelände / Straße Tout-terrain / Mode "Route" · Todo terreno / En carretera Fuori strada / Su strada · Бездорожье / Дорога |  | Auxiliary winch · Zusatzhubwinde Treuil supplémentaire · Cabrestante auxiliar Argano aggiuntivo · Дополнительная лебедка |
|  | Speed · Geschwindigkeit Vitesse · Velocidad Velocità · Скорость |  | Type · Typ Tipo · Тип |
|  | Outriggers · Abstützung Calage · Estabilizadores Stabilizzazione · На аутригерах |  | Lifting capacity · Traglast Charge de levage · Carga Portata · Грузоподъемность |
|  | On tyres · Auf Rädern Sur pneus · Sobre neumáticos Su ruote · на колесах |  | Rope sheaves · Seilrollen Poulies de câbles · Poleas de cable Pulegge · Канатные шкивы |
|  | Counterweight · Gegengewicht Contrepoids · Contrapeso Contrappeso · Противовес |  | Parts of line · Seilstränge Brins de câble · Ramales de cable Spire della fune · Запасовка |
|  | Counterweight element · Gegengewichtsteil Élément de contrepoids · Parte del contrapeso Parte contrappeso · Деталь противовеса |  | Dead-weight · Eigengewicht Poids total · Tara Peso proprio · Собственный вес |
|  | Length · Länge Longueur · Longitud Lunghezza · Длина |  | Wire rope length · Hubseillänge Longueur du câble de levage · Longitud del cable de izaje · Lunghezza fune di sollevamento Длина подъемного троса |
|  | Boom elevation · Wippwerk · Mécanisme de relevage Elevación de pluma · Gruppo di brandeggio Механизм изменения подъема стрелы |  | Wire rope diameter · Hubseildurchmesser Diamètre du câble de levage · Diámetro del cable de elevación · Diametro fune di sollevamento Диаметр подъемного троса |
|  | Boom telescoping · Teleskopieren Télescopage de flèche · Telescopaje de pluma Telescopaggio · Телескопирование |  | Wire rope pulling force · Hubseilzugkraft Force de traction du câble de levage · Fuerza de tracción del cable de elevación · Forza di trazione fune di sollevamento · Тяговое усилие подъемного троса |
|  | Telescopic boom · Teleskopausleger Flèche télescopique · Pluma telescópica Braccio telescopico · Телескопическая стрела |  | Weight · Gewicht Poids · Peso Peso · Вес |
|  | Radius · Ausladung Portée · Radio Sbraccio · Вылет | | |
|  | Tiltable jib · abwinkelbare Spitze Flèche inclinable · Plumín regulable Punta con regolazione angolo Гусек с изменением угла наклона | | |





TADANO FAUN GmbH

Faunberg 2 · 91207 Lauf a. d. Pegnitz · Germany
Phone: +49-9123-185-0 · Fax: +49-9123-3085
www.tadanofaun.de · info@tadanofaun.de

TADANO LTD. (International Division)

4-12, Kamezawa 2-chome, Sumida-ku Tokyo 130-0014, Japan
Phone: 81-3-3621-7750 · Fax: 81-3-3621-7785
www.tadano.com · info@tadano.com

01B/2017-02/3.0/GDC
Printed in Germany

Courtesy of Crane.Market