

TG-500E

CARRIER : KG54TXL/KG54TXN

GENERAL DATA

CRANE CAPACITY	65,000 kg at 2.5 m
BOOM	5-section, 10.65 m - 40.0 m
DIMENSIONS	
Overall length	approx. 12,860 mm
Overall width	approx. 2,820 mm
Overall height KG54TXL	approx. 3,750 mm
KG54TXN	approx. 3,600 mm
WEIGHTS (Excluding hook block-12 ton capacity)	
Gross vehicle weight	approx. 39,000 kg
–front	approx. 15,000 kg
–rear	approx. 24,000 kg
PERFORMANCE	
Max. travelling speed	computed 71 km/ h
Gradeability (tan θ)	computed 38 %

CRANE SPECIFICATIONS

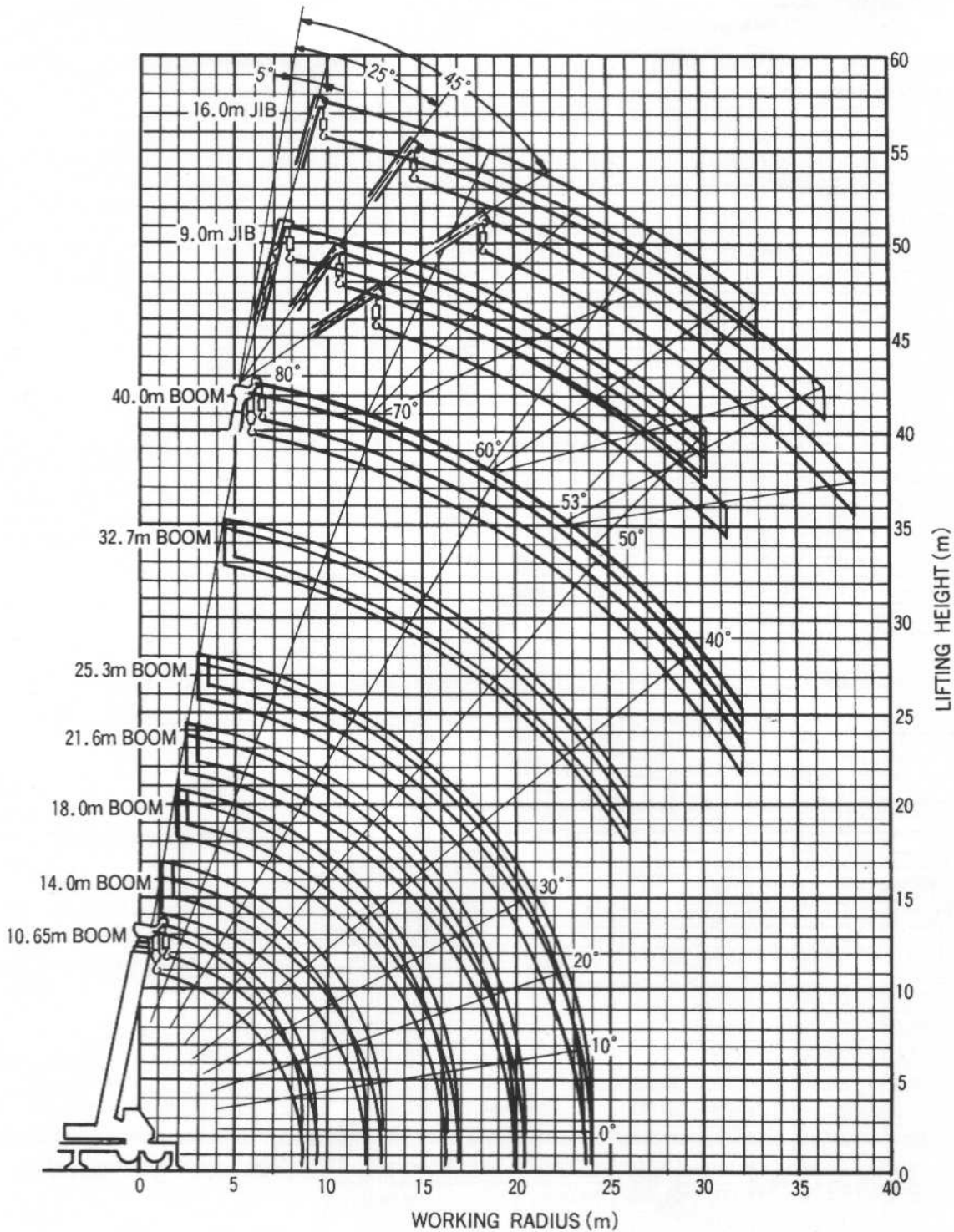
MODEL TG-500E	JIB 2-staged swingaround boom extension. Triple offset (5°/ 25°/ 45°) type. Box type top section telescopes from lattice type base section which stores alongside base boom section. Single sheave at jib head. Length 9.0 m and 16.0 m
CAPACITY 65.000 kg at 2.5 m	SINGLE TOP (AUXILIARY BOOM SHEAVE) Single sheave. Mounted to main boom head for single line work.
BOOM 5-section full length power dual-synchronized telescoping boom of hexagonal box construction with 6 sheaves at boom head. The synchronization system consists of three telescope cylinders, an extension cable and a retraction cable. Hydraulic cylinders fitted with holding valves. Fully retracted length 10.65 m Fully extended length 40.0 m Extension speed 29.35 m in 120 s	ELEVATION By 2 double-acting hydraulic cylinders, fitted with holding valve. Elevation speed –3° to 80° in 68 s

TADANO LTD.

WORKING RADIUS - LIFTING HEIGHT

SPEC. SHEET No. TG-500E-3 - 10101/EX - 33 (KG54TXL)

SPEC. SHEET No. TG-500E-3 - 10201/EX - 33 (KG54TXN)



NOTE:

The above lifting heights and boom angles are based on a straight (unladen) boom, and allowance should be made for boom deflection obtained under laden conditions.

TOTAL RATED LOADS

SPEC. SHEET No. TG-500E-3 - 10101/EX - 33 (KG54TXL)

SPEC. SHEET No. TG-500E-3 - 10201/EX - 33 (KG54TXN)

Unit: kg

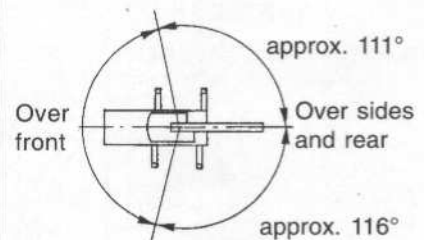
Outriggers fully extended															
Front jack extended (360°)															
Front jack not extended (Over sides and rear)															
A \ B	10.65m	14.0m	18.0m	21.6m	25.3m	32.7m	40.0m	C \ E \ D	9.0m			16.0m			
									5°	25°	45°	5°	25°	45°	
2,5m	65,000	33,000	28,000	24,000				80°	3,500	2,200	1,200	2,300	1,100	600	
3,0m	50,000	33,000	28,000	24,000				79°	3,500	2,200	1,200	2,300	1,100	600	
3,5m	43,000	33,000	28,000	24,000	20,000			78°	3,500	2,200	1,200	2,300	1,100	600	
4,5m	34,000	30,500	28,000	24,000	20,000			77°	3,320	2,140	1,190	2,180	1,070	590	
5,0m	30,200	29,000	28,000	24,000	20,000			76°	3,130	2,080	1,180	2,060	1,050	590	
5,5m	27,500	26,500	25,600	23,200	20,000	13,000		75°	2,970	2,020	1,170	1,960	1,020	580	
6,0m	25,000	24,000	23,500	21,500	20,000	13,000		73°	2,680	1,910	1,150	1,780	970	570	
6,5m	22,700	22,300	21,800	19,900	18,100	13,000	7,500	70°	2,330	1,740	1,110	1,560	910	560	
7,0m	20,700	20,300	20,000	18,400	16,800	13,000	7,500	68°	2,150	1,640	1,090	1,440	870	540	
7,5m	18,900	18,600	18,500	17,100	15,700	13,000	7,500	65°	1,910	1,490	1,070	1,270	810	530	
8,0m	17,400	17,100	17,000	15,900	14,800	12,300	7,500	63°	1,780	1,390	1,030	1,180	780	510	
9,0m	14,200	14,100	14,100	13,600	13,200	11,000	7,500	60°	1,600	1,260	1,000	1,060	740	500	
10,0m		11,500	11,500	11,450	11,400	10,000	7,500	58°	1,300	1,190	980	980	720	490	
11,0m		9,450	9,450	9,400	9,400	9,100	6,950	55°	900	850	800	700	600	470	
12,0m		7,850	7,850	7,850	7,850	8,300	6,450	53°	700	650	600	550	450	400	
14,0m			5,650	5,650	5,650	6,450	5,600	50°	400						
16,0m			4,100	4,100	4,050	4,900	4,800								
18,0m				2,900	2,900	3,750	4,100								
20,0m				1,900	1,900	2,850	3,400								
22,0m					1200	2,100	2,650								
24,0m						1,500	2,050								
26,0m						1,000	1,550								
28,0m							1,150								
30,0m							800								
32,0m							500								

- A : Boom length
- B : Working radius
- C : Jib length
- D : Jib offset
- E : Boom angle

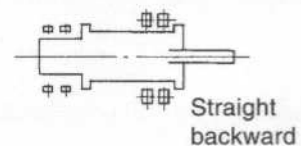
Unit : kg

Outriggers fully extended								
Front jack not extended (Over front)								
A \ B	10.65m	14.0m	18.0m	21.6m	25.3m	32.7m	40.0m	Without outriggers (Over - rear)
								10.65m
2,5m	65,000	35,000	28,000	24,000				
3,0m	40,000	33,000	28,000	24,000				8,000
3,5m	34,000	31,000	28,000	24,000				6,400
4,0m	28,600	28,300	28,000	24,000	20,000			5,100
4,5m	28,000	27,900	27,800	24,000	20,000			4,200
5,0m	22,100	22,100	22,100	22,000	20,000			3,400
5,5m	17,500	17,500	17,500	17,400	17,300	13,000		2,800
6,0m	14,300	14,300	14,200	14,200	14,200	13,000		2,300
6,5m	11,900	11,900	11,900	11,800	11,800	13,000	7,500	1,900
7,0m	10,000	10,000	10,000	10,000	10,000	11,100	7,500	1,600
7,5m	8,600	8,600	8,600	8,600	8,550	9,600	7,500	1,250
8,0m	7,400	7,400	7,400	7,400	7,350	8,400	7,500	1,000
9,0m	5,500	5,500	5,500	5,500	5,500	6,550	7,150	
10,0m		4,300	4,300	4,300	4,300	5,200	5,700	
11,0m		3,300	3,300	3,300	3,250	4,150	4,700	
12,0m		2,400	2,400	2,400	2,400	3,350	3,900	
14,0m						2,100	2,650	
16,0m							1,750	

WORKING AREA



WITHOUT OUTRIGGERS



to be continued.

TOTAL RATED LOADS

SPEC. SHEET No. TG-500E-3 - 10101/EX - 33 (KG54TXL)

SPEC. SHEET No. TG-500E-3 - 10201/EX - 33 (KG54TXN)

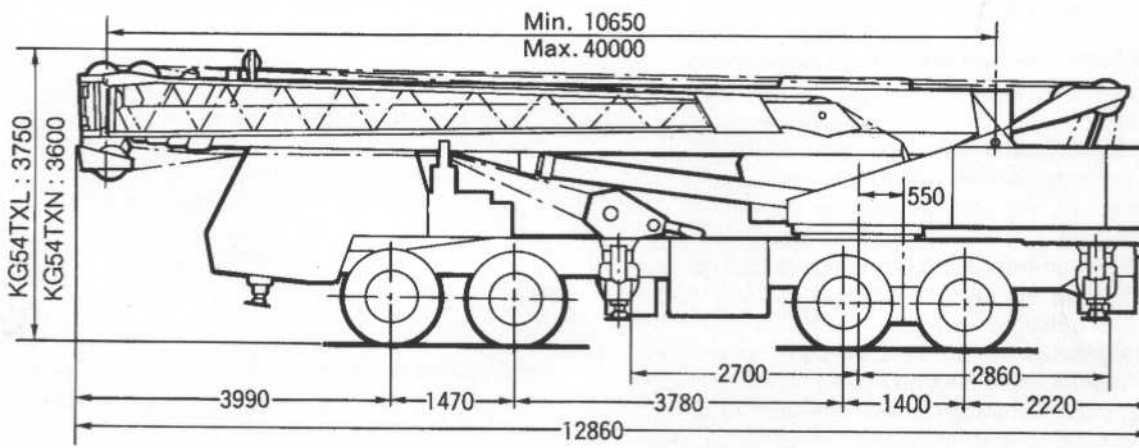
NOTES:

1. Total rated loads shown in the table are based on condition that the crane is set on firm ground horizontally. Those above bold lines are based on crane strength and those below, on its stability.
2. Total rated loads below bold do not exceed 75% of tipping load.
3. Each total rated loads includes weight of the hooks (460 kg for 50 ton capacity, 190 kg for 12 ton capacity, 100 kg for 4 ton capacity) and slings.
4. Without front jack extended, when the boom is within the Over-front, total rated loads are different from those for the boom in the Over-side and Over-rear.
5. Total rated loads for "Without outriggers" are based on the best condition of tire air pressure and ground surface.
6. Standard number of part lines for each boom length is as shown below. Load per line should not surpass 4,200 kg for main winch and 4,000 kg for auxiliary winch.

Boom length	10.65 m	14.0 m	18.0 m	21.6 m	25.3 m	32.7 m	40.0 m	Jib/Single top
No. of part lines	12	8	7	6	5	4	2	1

7. For total rated load of single top, reduce the main hook weight from the relevant boom total rated load. Total rated load of single top should not exceed 4,000 kg.
8. Free-fall operation should be performed without any load on the hook.

DIMENSIONS



Overall width 2,820 mm
Tail swing radius 3,520 mm

Tread (track) – Front 2,230 mm
– Rear 2,110 mm

Specifications are subject to change without notice.



TADANO LTD.

4 -12, Kamezawa 2 - chome,
Sumida - ku, Tokyo 130, Japan
Tel: (03) 3621-7750
Telex: J23755 TADANO
Fax: (03) 3621-7785
Cable: TADANIRCO TOKYO

M. CAMPOS EQUIPAMENTOS E REMOÇÕES LTDA.

Av. Iraí, 79 - 11º andar - sala 111
CEP 04082-000 - São Paulo - SP
Fone: (011)533-4451 - Fax: (011)533-1567