




“Big Red” TLS-1000

Log Stacker Standard Specifications

Rated Capacity 100,000-lbs. (45,360 kg)

48-in. (1,219 mm) Load Center

288-in. (7,315 mm) Wheelbase

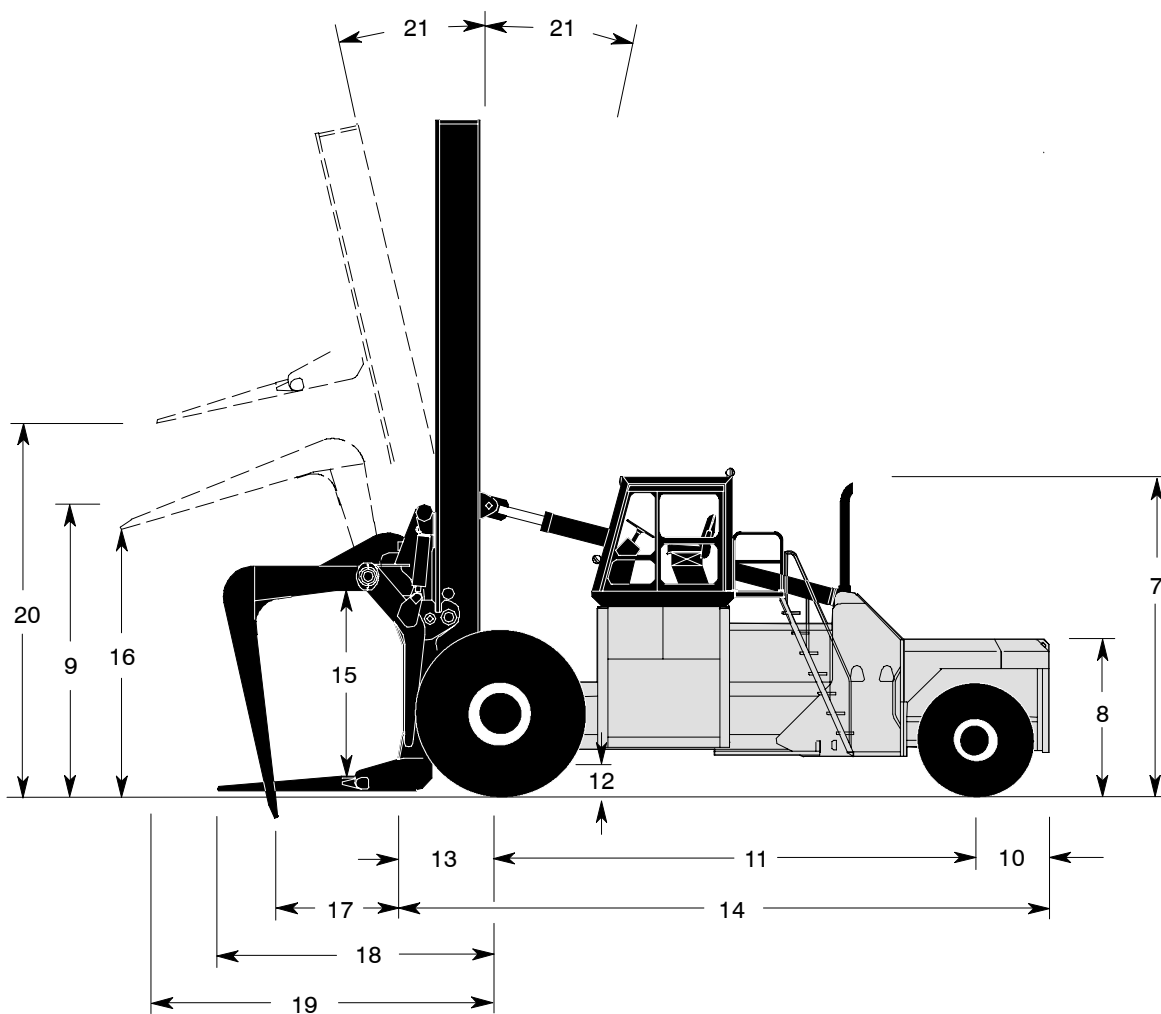
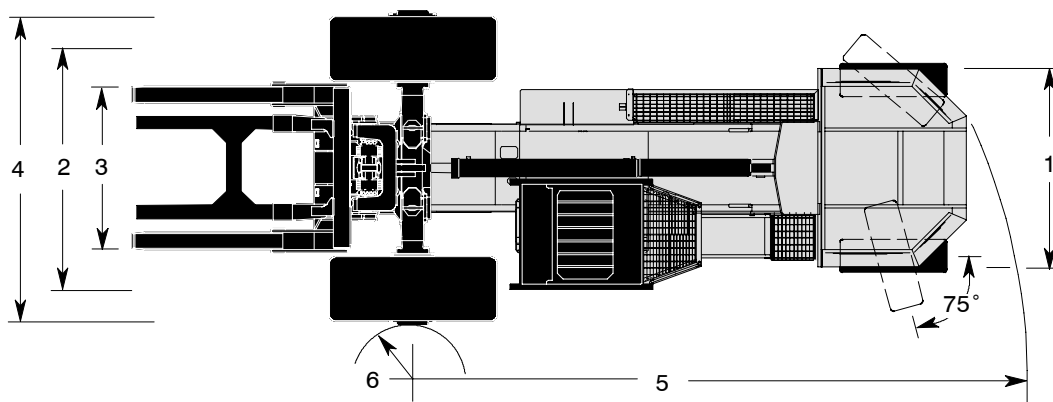


“Big Red” TLS-1000 Log Stacker

Manufacturer's Name		TAYLOR					
Manufacturer's Designation		TLS-1000 Log Stacker					
		English		Metric			
Rated Lift Capacity At 48-in. (1,219 mm) Load Center With 24-ft. (7.3 m) Mast		lb (kg)	100,000	45,360			
Total Weight		lb (kg)	163,000	73,939			
Load Moment With Attachment		in-lb (m-kg)	10,300,000	118,671			
Tractive Effort (Max.) At Stall And 0.9 Coef.		lb (kN)	60,429	269			
Minimum Aisle For Right Angle Stacking (Vehicle Only)		in (mm)	419	10,643			
Grade Clearance	Center Of Truck	%	26				
	Rear Overhang	%	90				
Gradeability At 0.9 Coef.	Empty	%	35				
	Loaded	%	21				
Tires	Drive		37.50 x 39 - 44 PR				
	Steer		21.00 x 25 - 32 PR				
Machine Dimensions							
1 - Width Across Counterweight		in (mm)	119	3,023			
2 - Tread Width, Drive Tires		in (mm)	144	3,658			
3 - Fork Spread (Standard)		in (mm)	97	2,464			
4 - Width Over Tires		in (mm)	188	4,775			
5 - Outside Turn Radius (Tailswing)		in (mm)	364	9,246			
6 - Inside Turn Radius		in (mm)	26.25	667			
7 - Height To Top Of Overhead Guard / Cab		in (mm)	188	4,775			
8 - Height To Top Of Counterweight		in (mm)	90.75	2,305			
9 - Height To Top Of Carriage		in (mm)	174.5	4,432			
10 - Steer Axle, CL To Rear Of Counterweight		in (mm)	44	1,118			
11 - Wheelbase		in (mm)	288	7,315			
12 - Underclearance (Mast)		in (mm)	18.25	464			
13 - Drive Axle, CL To Carriage Face		in (mm)	55	1,397			
14 - Overall Length, Less Forks		in (mm)	387	9,830			
15 - Inside Height To Clamp		in (mm)	114	2,896			
16 - Maximum Opening Of Clamp		in (mm)	167.5	4,254			
17 - Minimum Closure Of Clamp		in (mm)	74	1,880			
18 - Drive Axle, CL To Tip Of Forks		in (mm)	167	4,242			
19 - Drive Axle, CL To Tip Of Forks - Raised And Tilted		in (mm)	258	6,553			
20 - Height To Tip Of Forks - Raised And Tilted		in (mm)	198	5,029			
21 - Tilt Angle Of Standard Upright - Forward / Backward		deg.°	25 / 10				
Travel And Lift Speeds			Empty		Loaded		
Travel Speed (Max) Forward And Reverse		mph (km/h)	14.4	23.2	13.3	21.4	
Lift Speed (Max)		fpm (m/s)	43	0.22	41.3	0.21	
Upright Dimensions		Lift Height	OAHL		OAHR		
24-ft. (7.3 m) Rigid Mast, Standard		288-in. (7,315 mm)	in (mm)	417	10,592	471	11,963
30-ft. (9.1 m) Optional Mast		360-in. (9,144 mm)	in (mm)	489	12,421	543	13,792

NOTE: Performance specifications are for machines equipped as described on the back page of this specification sheet. Performance specifications are affected by the condition of the vehicle, its components, and the nature and condition of the operating area. If these specifications are critical, the proposed application should be discussed with your Taylor sales representative.

"Big Red" TLS-1000 Log Stacker



“Big Red” TLS-1000 Log Stacker

Engine

Cummins QSX15-C400 turbo-charged and charge air cooled diesel engine. 915 cu-in. (15 L) displacement. 400 (298 kW) gross brake horsepower at 2100 rpm (SAE ambient conditions). 1,380 ft-lbs. (1,871 Nm) peak torque at 1400 rpm. 5.39-in. (137 mm) bore x 6.65-in. (169 mm) stroke; the engine is rubber mounted. An engine and transmission protection system is standard. The fuel tank capacity is 250 gallons (946 L).

Air Cleaner

The heavy-duty, FVG, Cycloflow, dry, air cleaner has a built-in pre-cleaner, safety element, restriction indicator, and Vacuumator dust ejector.

Cooling System

The deaeration tank, with a sight gauge for checking coolant level, provides optimum engine cooling.

Electrical, Instrumentation, and Accessories

The one-piece instrument panel is pre-wired to accommodate heavy-duty accessories and flips down for easy servicing. All wiring is color coded.

The unit has a 12-volt electrical system, key-type anti-restart ignition system, two 220 amp-hour batteries, 135-amp alternator, main battery disconnect switch, mechanical pressure gauges, electrical temperature gauges, thermal reset circuit breakers, and lighted instruments.

Ten halogen worklights, a key-switch actuated amber strobe light, a reverse-actuated warning alarm, and an air horn are standard.

Gauges include fuel level, ammeter, hourmeter, air pressure, engine oil pressure, engine coolant temperature, transmission oil pressure and transmission oil temperature. Indicator lights include engine service required, engine system fault, engine shutting down and battery indicator. Tilt steering, a CB radio and a 10 lb. fire extinguisher are standard.

Transmission

The remote mounted three-speed, fully reversing, modulated, powershift transmission has declutch with brakes behind the declutch feature and electric shift control. The torque converter is engine mounted. Separate air-to-oil cooler. Constant-mesh gear sets are actuated by hydraulic clutch packs.

Drive Axle

The high-stability, wide stance, planetary drive axle has a spiraled, beveled, ring gear and pinion, wet disc brakes, and a spring-applied parking brake. The axle housing is bolted to the frame.

Steer Axle

The steer axle is a single-cylinder design; tapered wheel and kingpin bearings are fully sealed and never need adjusting.

Brake System

Air-over-hydraulic service brakes have forced liquid-cooled wet multi-disc brakes on the axle. The internal expanding shoe-type, spring-applied, parking brake is pinion-mounted on the drive axle. Foot-applied cutting brake.

Power Steering

The hydrostatic, steer-on-demand, steering system provides constant response at all engine speeds.

Chassis

The all-welded, high-strength, tubular frame has a bolt-on counterweight section. Convenient access doors provide protection to service points.

The elevated offset mount cab is rubber-mounted and provides maximum visibility. The skyview window has a tinted, unbreakable covering for overhead visibility and protection. Adjustable air ride operator seat with seat belt. Standard features also include a front guard, air conditioner pressurizer, two defroster fans, and front and rear wipers. Adjustable air ride operator seat with seat belt

Hydraulic System

The high capacity hydraulic tank has a spin-on tank breather, dual wire-mesh strainers, and full flow 10 micron return-line filters with a replaceable element in the tank. The filter condition indicator is mounted on the instrument panel. The separate, spool-type, control valves are hydraulic remote-operated. Lift / tilt and clamp / kick circuits are arranged for simultaneous operation. The pin-mounted lift cylinder has self-adjusting packing. The valves are controlled with a joystick. The hydraulic system has a separate air to oil cooler. The hydraulic tank capacity is 214 gallons (810 L).

Mast, Log Clamp, Carriage, and Rollers

The 24-ft. (7.3 m) ULTRA-VU rigid mast, with two multiple- leaf lift chains, is constructed of high-strength steel. Tilt indicator. The front-end attachment is a heavy-duty, welded, carriage and clamp combination. The clamp and kickers have double- acting cylinders with chrome rods and port reliefs. Carriage rollers have shielded, tapered roller bearings. All rollers can be lubricated.

Forks

108 in. (2743 mm) Alloy steel, box-construction forks.

This vehicle is certified to meet the applicable design and performance criteria required for Powered Industrial Trucks in OSHA Safety and Health Standards, Title 29 CFR, Part 1910.178, and the applicable design and performance requirements in ANSI B56.1 that were in effect at the time of manufacture. These standards also apply to the user and should be adhered to while operating this vehicle.

All specifications are subject to change without notice. Some operating data may be affected by the condition of the vehicle, how it is operated and the nature and condition of the operating area. If these specifications are critical, contact the factory.