




“Big Red” TLS-800

Log Stacker Standard Specifications

Capacity 80,000-lbs. (36,288 kg)

48-in. (1,219 mm) Load Center

243-in. (6,172 mm) Wheelbase

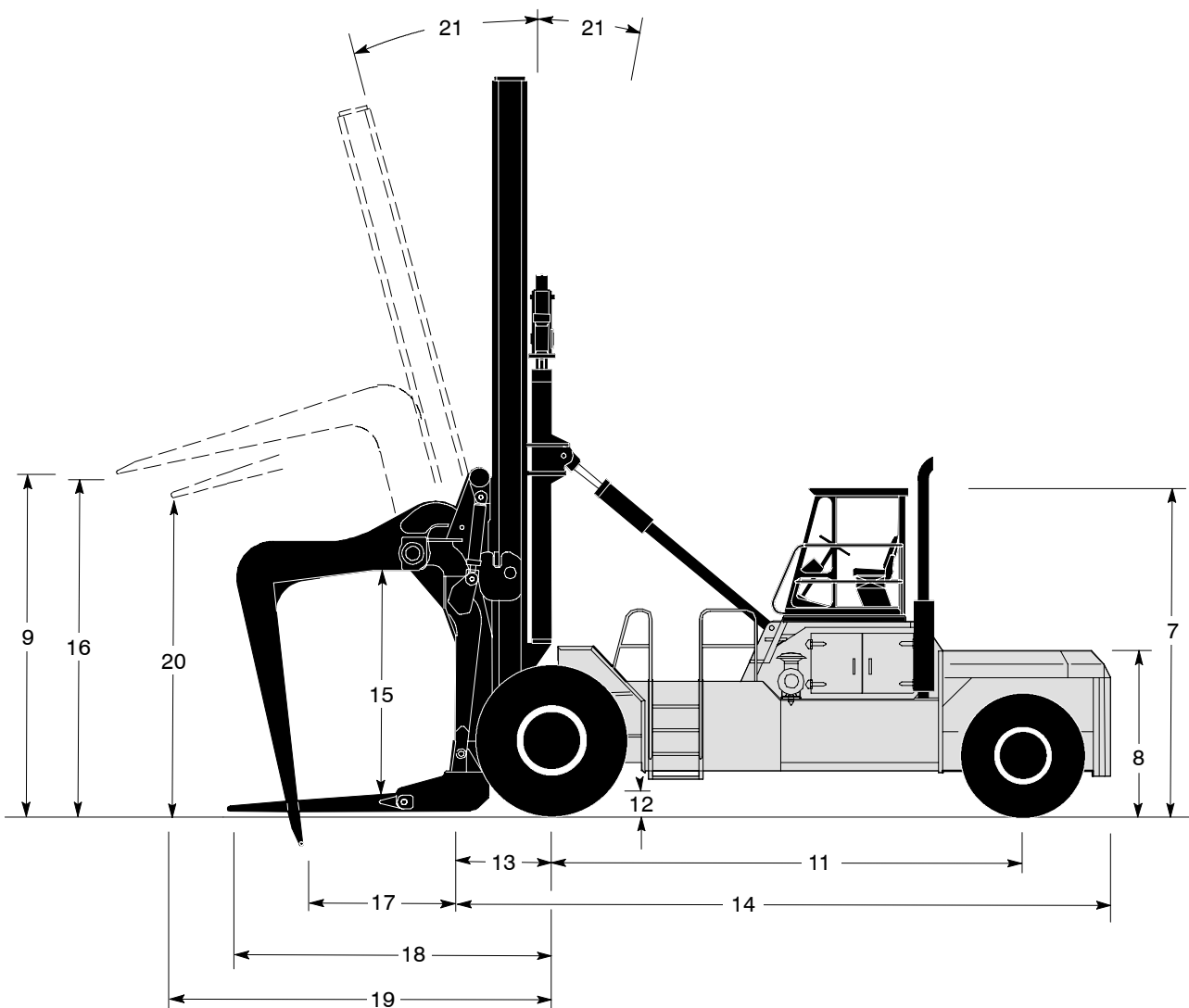
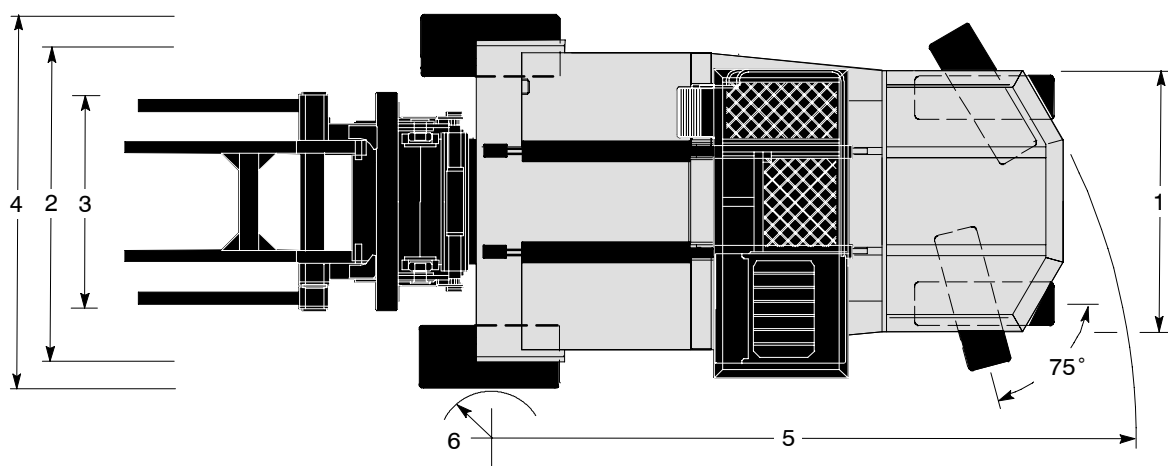


“Big Red” TLS-800 Log Stacker

Manufacturer's Name		TAYLOR			
Manufacturer's Designation		TLS-800 Log Stacker			
		English		Metric	
Rated Lift Capacity At 48-in. (1,219 mm) Load Center With 20 ft. (6.1 m) Mast		lb (kg)	80,000		36,288
Total Weight		lb (kg)	150,800		68,402
Load Moment With Attachment		in-lb (m-kg)	8,300,000		95,628
Tractive Effort (Max.) At Stall And 0.9 Coef.		lb (kN)	43,773		195
Minimum Aisle For Right Angle Stacking (Vehicle Only)		in (mm)	371		9,423
Grade Clearance	Center Of Truck	%	17		
	Rear Overhang	%	70		
Gradeability At 0.9 Coef.	Empty	%	23.8		
	Loaded	%	15		
Tires	Drive		33.25 x 35 - 50 PR		
	Steer		18.00 x 25 - 32 PR		
Machine Dimensions					
1 - Width Across Counterweight	in (mm)	120		3,048	
2 - Tread Width, Drive Tires	in (mm)	147.5		3,747	
3 - Fork Spread (Standard)	in (mm)	97		2,464	
4 - Width Over Tires	in (mm)	182		4,623	
5 - Outside Turn Radius (Tailswing)	in (mm)	315		8,001	
6 - Inside Turn Radius	in (mm)	13		330	
7 - Height To Top Of Overhead Guard / Cab	in (mm)	163		4,140	
8 - Height To Top Of Counterweight	in (mm)	81		2,057	
9 - Height To Top Of Carriage	in (mm)	172		4,369	
10 - Steer Axle, CL To Rear Of Counterweight	in (mm)	43		1,092	
11 - Wheelbase	in (mm)	243		6,172	
12 - Underclearance (Mast)	in (mm)	19.5		495	
13 - Drive Axle, CL To Carriage Face	in (mm)	55.75		1,416	
14 - Overall Length, Less Forks	in (mm)	341.75		8,680	
15 - Inside Height To Clamp	in (mm)	114		2,896	
16 - Maximum Opening Of Clamp	in (mm)	167.5		4,254	
17 - Minimum Closure Of Clamp	in (mm)	74		1,880	
18 - Drive Axle, CL To Tip Of Forks	in (mm)	167.75		4,261	
19 - Drive Axle, CL To Tip Of Forks - Raised And Tilted	in (mm)	245.5		6,236	
20 - Height To Tip Of Forks - Raised And Tilted	in (mm)	150.5		3,823	
21 - Tilt Angle Of Standard Upright - Forward/Backward	deg. °	20/10			
Travel And Lift Speeds			Empty	Loaded	
Travel Speed (Max) Forward And Reverse	mph (km/h)	15.1	24.3	14	22.5
Lift Speed (Max)	fpm (m/s)	42	0.21	39	0.20
Upright Dimensions	Lift Height		OAHL		OAHR
20-ft. (6.1 m) Rigid Mast, Standard	240-in. (6,096 mm)	in (mm)	367	9,322	412 10,465
24-ft. (7.3 m) Optional Mast	288-in. (7,315 mm)	in (mm)	415	10,541	460 11,684

NOTE: Performance specifications are for machines equipped as described on the back page of this specification sheet. Performance specifications are affected by the condition of the vehicle, its components, and the nature and condition of the operating area. If these specifications are critical, the proposed application should be discussed with your Taylor sales representative.

“Big Red” TLS-800 Log Stacker



“Big Red” TLS-800 Log Stacker

Engine

Cummins QSM11-C335 electronic turbocharged, charged air aftercooled (air to air) diesel engine. Rated power of 335-hp (250 kW) at 2100 rpm. Maximum power of 365-hp (272 kW) at 1800 rpm. The 4-cycle in-line 6 cylinder engine has 660 cubic in. (10.8 liter) displacement. The bore is 4.92 in. (125 mm) x 5.79 in. (147 mm) stroke. Peak torque is 1235 ft.-lbs (1674 N-m) at 1400 rpm (SAE J1349). This peak torque is maintained from 1000 to 1400 rpm.

Emission certification: US EPA Tier III, Carb Tier III, EU Stage III.

The fuel tank capacity is 125 gallons (473 L).

Air Cleaner

The heavy-duty, FVG, Cycloflow, dry, air cleaner has a built-in pre-cleaner, safety element, restriction indicator, and Vacuator dust ejector.

Cooling System

The deaeration tank, with a sight gauge for checking coolant level, provides optimum engine cooling.

Electrical, Instrumentation, and Accessories

The one-piece instrument panel is pre-wired to accommodate heavy-duty accessories and flips down for easy servicing. All wiring is color coded.

The unit has a 12-volt electrical system, key-type anti-restart ignition system, two 220 amp-hour batteries, 160-amp alternator, main battery disconnect switch, mechanical pressure gauges, electrical temperature gauges, thermal reset circuit breakers, and lighted instruments.

Ten worklights, key-switch actuated amber strobe light, forward alarm, reverse-actuated warning alarm, and an air horn are standard.

Gauges included are fuel level, hourmeter, air pressure, engine oil pressure, engine coolant temperature, transmission oil pressure, and transmission oil temperature. Lights included are seat belt light, low air light, parking brake light, and Tier III engine electronic diagnostic light package. Tilt steering, a CB radio and a 10 lb fire extinguisher are standard.

Transmission

The remote mounted, three-speed, fully reversing, modulated, powershift transmission has declutch with brakes behind the declutch feature and electric shift control. The torque converter is engine mounted. Separate air-to-oil cooler. Constant-mesh gear sets are actuated by hydraulic clutch packs.

Drive Axle

The high-stability, wide stance, planetary drive axle's housing is bolted to the frame.

Steer Axle

The steer axle is a single-cylinder design; tapered wheel and kingpin bearings are fully sealed and never need adjusting.

Brake System

The internal force-cooled, wet disc, service brakes are air-actuated. The drive-line brake is spring applied for parking.

Power Steering

The hydrostatic steer-on-demand steering system provides constant response at all engine speeds.

Chassis

The all-welded frame has an integral, sloped, counterweight and tubular, pinned A-frame. Hinged doors provide easy access to all service points. Cab tilts forward to aid in engine removal.

The elevated offset mount cab is rubber-mounted and provides maximum visibility. The skyview window has a tinted, unbreakable covering for overhead visibility and protection. Standard features also include a front guard, air conditioner pressurizer, two defroster fans, and front and rear wipers. Adjustable air ride operator seat with seat belt.

Hydraulic System

The high capacity hydraulic tank has a spin-on tank breather, dual wire-mesh strainers, and full-flow 10-micron return-line filters with a replaceable element in the tank. The filter condition indicator is mounted on the instrument panel. Tank refill is 190 gallons (719 L)

The hydraulic system utilizes a gear-type pump and has a separate air to oil cooler. Control valves are separate, stacked, spool-type. The tilt-lock valve prevents mast drift and reduces torsional stress. An accumulator is standard.

Self-aligning, bearing-mounted, lift cylinders have chrome-plated rods and self-adjusting packing. The valves are controlled with a joystick.

Mast, Log Clamp, Carriage, and Rollers

The 20-ft. (6 m) ULTRA-VU rigid mast, with two multiple-leaf lift chains, is constructed of high-strength steel. Tilt indicator. Heavy-duty, welded, carriage and clamp combination. The clamp and kickers have double-acting cylinders with chrome rods and port reliefs. Carriage rollers have shielded, tapered, roller bearings. All rollers can be lubricated.

Forks

108" (2743 mm) Alloy steel, box-construction forks.

This vehicle is certified to meet the applicable design and performance criteria required for Powered Industrial Trucks in OSHA Safety and Health Standards, Title 29 CFR, Part 1910.178, and the applicable design and performance requirements in ANSI B56.1 that were in effect at the time of manufacture. These standards also apply to the user and should be adhered to while operating this vehicle.

All specifications are subject to change without notice. Some operating data may be affected by the condition of the vehicle, how it is operated and the nature and condition of the operating area. If these specifications are critical, contact the factory.