




“Big Red” TLS-900

Log Stacker Standard Specifications

Rated Capacity 90,000-lbs. (40,824 kg)

48-in. (1,219 mm) Load Center

288-in. (7,315 mm) Wheelbase

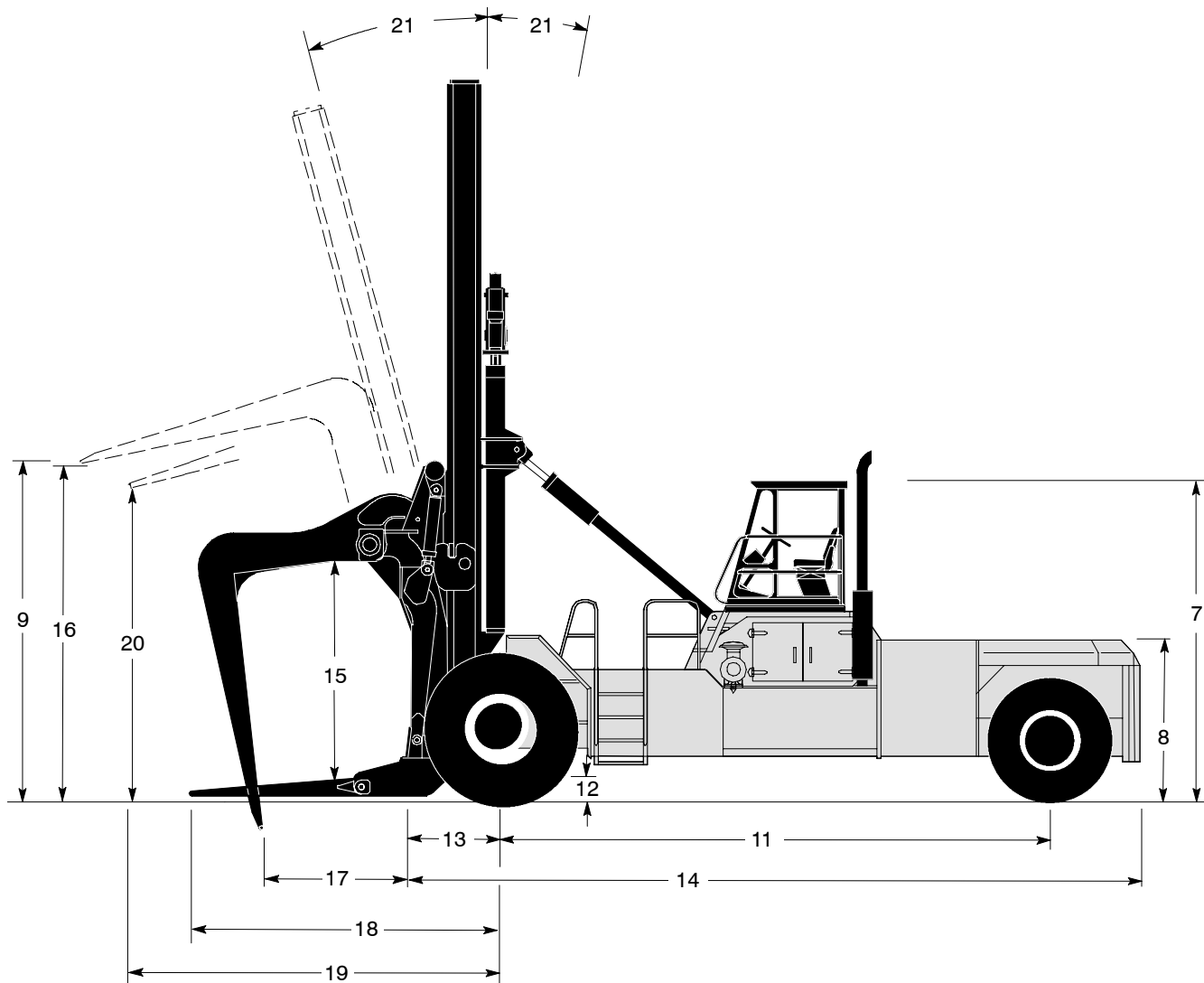
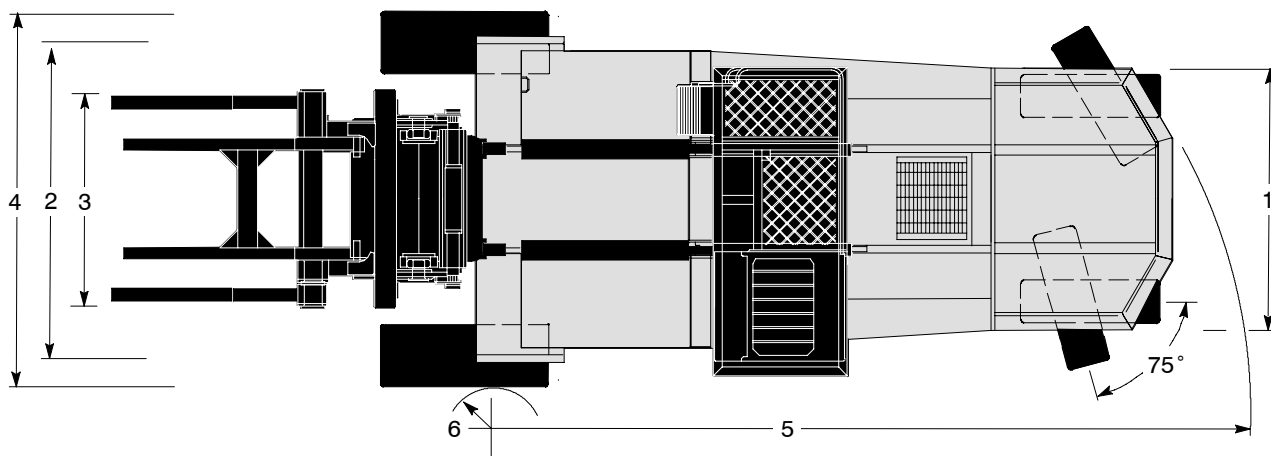


“Big Red” TLS-900 Log Stacker

Manufacturer's Name		TAYLOR					
Manufacturer's Designation		TLS-900 Log Stacker					
		English		Metric			
Rated Lift Capacity At 48-in. (1,219 mm) Load Center With 20 ft. (6.1 m) Mast		lb (kg)	90,000	40,824			
Total Weight		lb (kg)	146,850	66,611			
Load Moment With Attachment		in-lb (m-kg)	9,337,500	95,628			
Tractive Effort (Max.) At Stall And 0.9 Coef.		lb (kN)	45,219	201			
Minimum Aisle For Right Angle Stacking (Vehicle Only)		in (mm)	491	12,471			
Grade Clearance	Center Of Truck	%	18				
	Rear Overhang	%	70				
Gradeability At 0.9 Coef.	Empty	%	37.3				
	Loaded	%	20				
Tires	Drive		33.25 x 35 - 50 PR				
	Steer		18.00 x 25 - 32 PR				
Machine Dimensions							
1 - Width Across Counterweight		in (mm)	120	3,048			
2 - Tread Width, Drive Tires		in (mm)	147.5	3,747			
3 - Fork Spread (Standard)		in (mm)	97	2,464			
4 - Width Over Tires		in (mm)	182	4,623			
5 - Outside Turn Radius (Tailswing)		in (mm)	364	9,246			
6 - Inside Turn Radius		in (mm)	33	838			
7 - Height To Top Of Overhead Guard / Cab		in (mm)	163	4,140			
8 - Height To Top Of Counterweight		in (mm)	81	2,057			
9 - Height To Top Of Carriage		in (mm)	172	4,369			
10 - Steer Axle, CL To Rear Of Counterweight		in (mm)	43	1,092			
11 - Wheelbase		in (mm)	288	7,315			
12 - Underclearance (Mast)		in (mm)	19.5	495			
13 - Drive Axle, CL To Carriage Face		in (mm)	55.75	1,416			
14 - Overall Length, Less Forks		in (mm)	386.75	9,823			
15 - Inside Height To Clamp		in (mm)	114	2,896			
16 - Maximum Opening Of Clamp		in (mm)	167.5	4,254			
17 - Minimum Closure Of Clamp		in (mm)	74	1,880			
18 - Drive Axle, CL To Tip Of Forks		in (mm)	167.75	4,261			
19 - Drive Axle, CL To Tip Of Forks - Raised And Tilted		in (mm)	245.5	6,236			
20 - Height To Tip Of Forks - Raised And Tilted		in (mm)	155.5	3,950			
21 - Tilt Angle Of Standard Upright - Forward/Backward		deg.°	20 / 10				
Travel And Lift Speeds			Empty		Loaded		
Travel Speed (Max) Forward And Reverse		mph (km/h)	15.1	24.3	14	22.5	
Lift Speed (Max)		fpm (m/s)	42	0.21	39	0.20	
Upright Dimensions		Lift Height	OAHL		OAHR		
20-ft. (6.1 m) Rigid Mast, Standard		240-in. (6,096 mm)	in (mm)	367	9,322	412	10,465
24-ft. (7.3 m) Optional Mast		288-in. (7,315 mm)	in (mm)	415	10,541	460	11,684

NOTE: Performance specifications are for machines equipped as described on the back page of this specification sheet. Performance specifications are affected by the condition of the vehicle, its components, and the nature and condition of the operating area. If these specifications are critical, the proposed application should be discussed with your Taylor sales representative.

"Big Red" TLS-900 Log Stacker



“Big Red” TLS-900 Log Stacker

Engine

Cummins QSX15-350 electronic turbo-charged, charged air after cooled (air to Air) diesel engine has 350 (261 kW) gross brake horsepower at 2100 rpm. The 4-cycle in-line 6 cylinder engine has 915 cu-in. (15 L) displacement. The bore is 5.39-in. (137 mm) x 6.65-in. (169 mm) stroke. Peak torque is 1,182 ft-lbs. (1,603 N-m) at 1400 rpm (SAE J1349). This peak torque is maintained from 1000 to 1400 rpm.

Standard features are electronic diagnostic and maintenance monitor, fuel filter/water separator and engine / transmission protection systems.

Emission certification: US EPA Tier II, Carb Tier II, EU Stage II
The fuel tank capacity is 125 gallons (473 L).

Air Cleaner

The heavy-duty, FVG, Cycloflow, dry, air cleaner has a built-in pre-cleaner, safety element, restriction indicator, and Vacuator dust ejector.

Cooling System

The deaeration tank, with a sight gauge for checking coolant level, provides optimum engine cooling.

Electrical, Instrumentation, and Accessories

The one-piece instrument panel is pre-wired to accommodate heavy-duty accessories and flips down for easy servicing. All wiring is color coded.

The unit has a 12-volt electrical system, key-type anti-restart ignition system, two 220 amp-hour batteries, 135-amp alternator, main battery disconnect switch, mechanical pressure gauges, electrical temperature gauges, thermal reset circuit breakers, and lighted instruments.

Ten worklights, a key-switch actuated amber strobe light, a reverse-actuated warning alarm, and an air horn are standard.

Gauges: fuel level, ammeter, hourmeter, air pressure, engine oil pressure, engine coolant temperature, transmission oil pressure, transmission oil temperature. Tilt steering and a CB radio are standard.

Transmission

The remote mounted, three-speed, fully reversing, modulated, powershift transmission has declutch and electric shift control. Brakes behind declutch. The torque converter is engine mounted. Separate air-to-oil cooler. Constant-mesh gear sets are actuated by hydraulic clutch packs.

Drive Axle

The high-stability, wide stance, planetary drive axle's housing is bolted to the frame.

Steer Axle

The steer axle is a single-cylinder design with tapered wheel and kingpin bearings that are fully sealed and never need adjusting.

Brake System

The internal force-cooled, wet disc, service brakes are air-actuated. The drive-line brake is spring applied for parking.

Power Steering

The hydrostatic steer-on-demand steering system provides constant response at all engine speeds.

Chassis

The all-welded frame has an integral, sloped, counterweight and tubular, pinned A-frame. Hinged doors provide easy access to all service points. Cab tilts forward to aid in engine removal.

The elevated offset mount cab is rubber-mounted and provides maximum visibility. The skyview window has a tinted, unbreakable covering for overhead visibility and protection. Adjustable air ride operator seat with seat belt. Standard features also include a front guard, air conditioner pressurizer, two defroster fans, and front and rear wipers. Adjustable air ride operator seat with seat belt.

Hydraulic System

The 170 gallon (644 L) high capacity hydraulic tank has a spin-on tank breather, dual wire-mesh strainers, and full-flow 10-micron return-line filters with a replaceable element in the tank. The filter condition indicator is mounted on the instrument panel.

The hydraulic system utilizes a gear-type pump and has a separate air to oil cooler. Control valves are separate, stacked, spool-type. The tilt-lock valve prevents mast drift and reduces torsional stress.

Self-aligning, bearing-mounted, lift cylinders have chrome-plated rods and self-adjusting packing. The valves are controlled with a joystick.

Mast, Log Clamp, Carriage, and Rollers

The 20-ft. (6 m) ULTRA-VU rigid mast, with two multiple-leaf lift chains, is constructed of high-strength steel. Tilt indicator. Heavy-duty, welded, carriage and clamp combination. The clamp and kickers have double-acting cylinders with chrome rods and port reliefs. Carriage rollers have shielded, tapered, roller bearings. All rollers can be lubricated.

Forks

Alloy steel, box-construction forks.

This vehicle is certified to meet the applicable design and performance criteria required for Powered Industrial Trucks in OSHA Safety and Health Standards, Title 29 CFR, Part 1910.178, and the applicable design and performance requirements in ANSI B56.1 that were in effect at the time of manufacture. These standards also apply to the user and should be adhered to while operating this vehicle.

All specifications are subject to change without notice. Some operating data may be affected by the condition of the vehicle, how it is operated and the nature and condition of the operating area. If these specifications are critical, contact the factory.