


**Light Towers**
**LIGHT TOWER  
AL5000**

**Features**

- 30 ft (9.14 m) light height at full extension for excellent illumination at long distances.
- Self-braking, erecting and extending hand-operated winch with self-lubricating steel cable is mounted inside the cabinet.
- Storage racks for light fixtures are also inside cabinet.
- 359 degree non-continuous tower rotation to provide pin-point light positioning at your work site.
- Retractable power cord automatically recoils into protective sleeve to prevent damage when raising, lowering and moving tower.
- Light fixtures plug into weatherproof receptacle box with UL and CSA-approved connectors.
- Individual quick-connect plug-in ballasts installed in galvanized steel boxes.
- Control panel is inside, away from the elements.
- Galvanized outriggers with pre-set position stops insure quick and proper spacing.
- Single point lifting eye and forklift pockets provided for easy loading and unloading.

# Light Towers AL5000

## Specifications

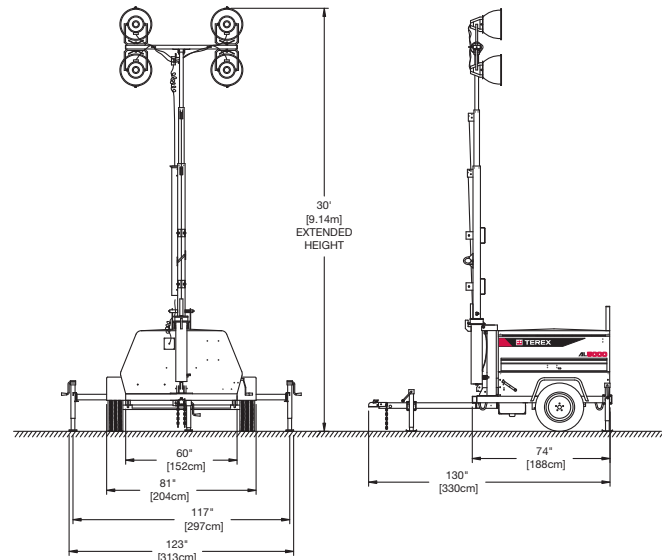
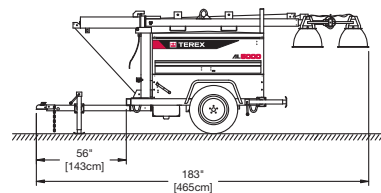
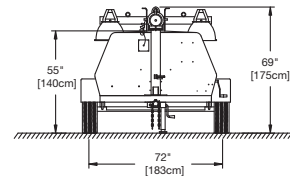
Lamps	Metal halide 4 x 1,000 W
Generator	Brushless 60 Hz, 8.0 kW
Engine	Kubota diesel 13.6 hp
Receptacles	One GFI duplex 20 A / 120 V One T/L 30 A / 240 V
Fuel capacity	30 gal (114 L)
Wheel size	15 in (38 cm)
Axle rating	3,500 lbs (1,558 kg)
Tongue weight travel position	167 lbs (76 kg)
Total weight no fuel	2,239 lbs (1,016 kg)

Notice: Metal halide lamp bulbs contain mercury (Hg).  
Dispose of lamp bulbs according to local, state and federal laws.

## Options and Accessories

12 kW Kubota/Genset
20 kW generator, 31.4 hp Isuzu engine*
3/8" Highway safety chains with snap hook
50 hz, 7kW generator, 13.6 hp Kubota engine
60 gallon dual fuel tank system
60 gallon spill containment
700 CCA battery
Battery heater blanket
Block Heater
Combination ring/ball hitch
DOT tail light package (6 or 7 pole)
Electric trailer brakes
Export racking/preparation
Extra GFI duplex receptacle with breaker
Fuel/water separator filter
Fuel/water separator with fuel line heater
Hydraulic surge brakes (ring or ball hitch)
Low temperature coolant mixture (-40 deg F)
Metal halide 6 x 1,000 W**
Ring hitch 2.5"
Roda Deaco air shutdown system***
Rubber door hold-down latches
Spare tire and wheel
Tough coat paint (front of unit and trailer)

## Dimensions



\* Includes: extra receptacle package (3) 30A/240V T/L, (2) 20A/120V GFI, 700 CCA battery  
 \*\* Available with 8 kW Kubota engine  
 \*\*\* Only available on 7kW, 8kW or 20 kW engine options



### Terex Aerial Work Platforms

18340 NE 76th Street  
 PO Box 97030  
 Redmond, WA 98073-9730

TEL +1 (425) 881-1800  
 TOLL FREE +1 (800) 536-1800  
 PARTS & TECH SUPPORT +1 (800) 228-6444  
 FAX +1 (425) 883-3475  
 WEB [www.genieindustries.com](http://www.genieindustries.com)

For more information, product demonstration, or details on purchase, lease and rental plans, please contact your local Terex AWP distributor.

Effective Date: April, 2011. Product specifications and prices are subject to change without notice or obligation. The photographs and/or drawings in this document are for illustrative purposes only. Refer to the appropriate Operator's Manual for instructions on the proper use of this equipment. Failure to follow the appropriate Operator's Manual when using our equipment or to otherwise act irresponsibly may result in serious injury or death. The only warranty applicable to our equipment is the standard written warranty applicable to the particular product and sale and we make no other warranty, express or implied. Products and services listed may be trademarks, service marks or trade-names of Terex Corporation, Genie Industries, Inc. and/or their subsidiaries in the U.S.A. and many other countries. All rights are reserved. Terex® is a registered trademark of Terex Corporation in the U.S.A. and many other countries. Genie® is a registered trademark of Genie Industries, Inc. in the U.S.A. and many other countries. Genie is a Terex Brand. © 2011 Terex Corporation. AL5000 0210H Part #109046