Geschwindigkeiten • Speeds • Vitesses

FU 8-160/4		v = 0 → 80 m / min.	7.5 kW	**400 V**
SR 10-190/3		v = 0 → 25 m / min.	2 x 10.0 kW	**50 Hz**
K WB 120/4		v = 0 → 0.75 min $^{-1}$	2 x 120 Nm	**3 Ph**

HK max. = 215 m **6 - Lagen /** 6 - layers / 6 - couches

Type
FU 45-63/5
45.0 kW

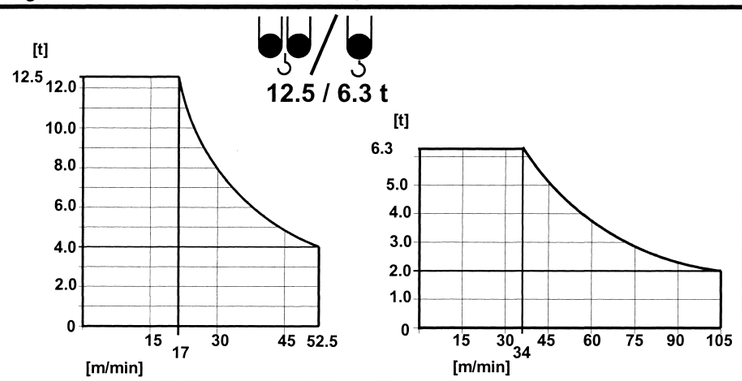

Motorenleistung ges.
Total motor output
Puissance moteur
(ohne/without/sans SR 10-190/3)
~ 70 kW

Anschlussleistung
Connected power
Puissance installée
80 kVA

HK max. = 215 m **6 - Lagen /** 6 - layers / 6 - couches

Type SR WB 66-63/4F 66.0 kW		→ 112 m / min	2 500 kg		→ 56 m / min	5 000 kg	**Motorenleistung ges.** Total motor output Puissance moteur (ohne/without/sans SR 10-190/3) **~ 90 kW**
		→ 70 m / min	4 200 kg		→ 35 m / min	8 400 kg	
		→ 45 m / min	6 300 kg		→ 23 m / min	12 500 kg	
		→ 28 m / min			→ 14 m / min		**Anschlussleistung** Connected power Puissance installée **140 kVA**

Unsere Vertretung:
Our representative:
Notre représentant:

TEREX PEINER GmbH
Gottbillstraße 1-7 · D-54294 Trier
Telefon: ++49 (6 51) 81 00 8 - 0
Telefax: ++49 (6 51) 8 93 00 u. 8 76 40
internet: http://www.terex-peiner.de
e-mail: info@terex-peiner.de

Änderungen vorbehalten • Subject to change • Sujet à modification

Ausgabe • Edition • Édition • 2001/1

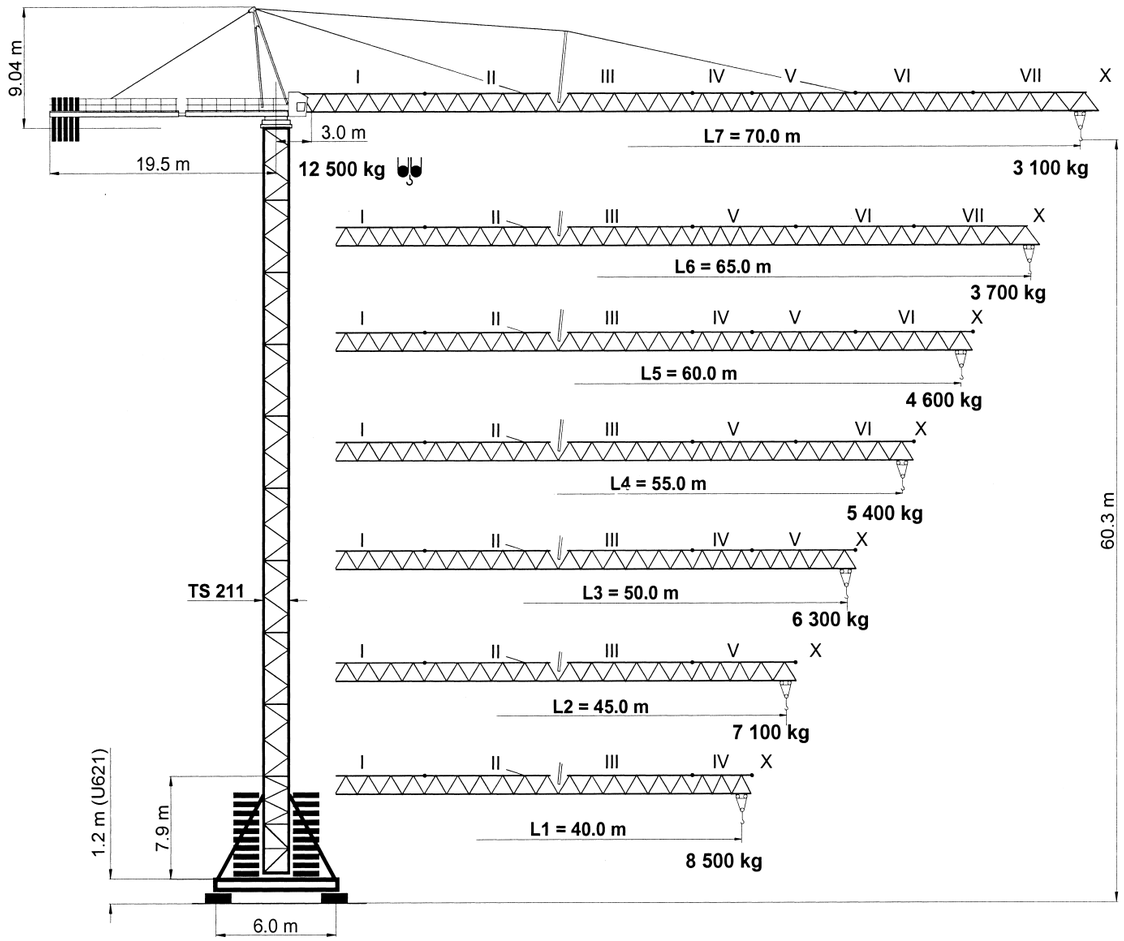

TÜV CERT DIN EN ISO 9001 Reg.-Nr. 73 100 122

simple, available and cost effective™

DIN / FEM

Max. Tragfähigkeit
Lifting capacity
Force de levage

12.5 t

CE

Courtesy of Crane.Market

Turmversionen • Tower versions • Versions de tours

A



FF 212

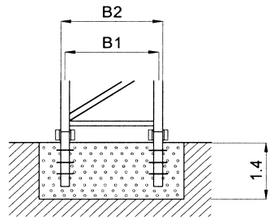

E

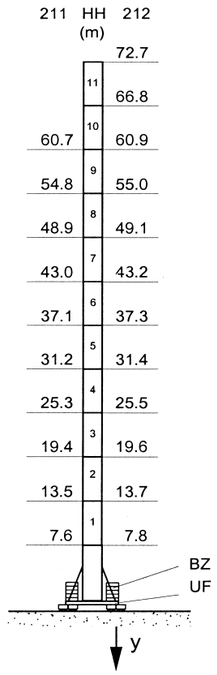

UF

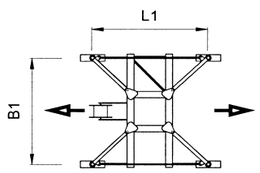

F



U

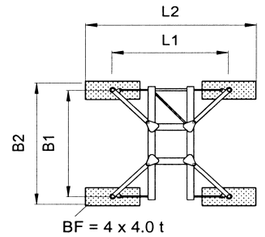

D

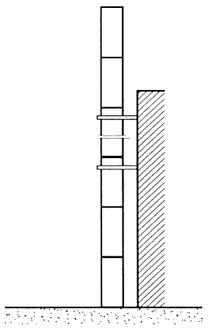

B

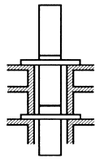

Auf Anfrage
On request
Sur demande

	B1	B2	L1	L2	y / ●	y / ■
	m				kN	
U 621	6.0	7.0	6.0	8.8	1000	1127
U 821	8.0	8.0	8.0	10.8	916	1197
UF 621	6.0		6.0		1090	1260
UF 821	8.0		8.0		940	1240
TS 211.1	2.15	2.31	5.9			
TS 211.2	2.15	2.31	11.8			
TSV 211	2.15	2.31	7.9			
TS 212.2	2.15	2.37	5.9			
TSV 212	2.15	2.37	7.9			
TSK 212	2.15	2.37	2.0			

● in Betrieb / in operation / en service
■ außer Betrieb / out of operation / sans service

TEREX LIFTING

SK 315

Ausladung und Tragfähigkeit • Radius and capacity • Portée et charge

Ausleger Jib Flèche	Max. Tragfähigkeit Max. Capacity Charge max.	Ausladung (m) und Tragfähigkeit (t) Radius (m) and capacity (t) Portée (m) et charge (t) max. 12.5 / 6.3 t																
m	**12.5 t**	**23**	**25**	**30**	**35**	**40**	**43**	**45**	**48**	**50**	**53**	**55**	**58**	**60**	**63**	**65**	**68**	**70**
L7 70.0	**3.0 - 20.5 m**	10.91	9.95	8.21	6.96	6.19	5.68	5.38	4.98	4.74	4.41	4.22	3.95	3.78	3.55	3.41	3.22	3.10
L6 65.0	**3.0 - 21.8 m**	11.73	10.70	8.85	7.50	6.49	6.12	5.80	5.37	5.11	4.77	4.56	4.27	4.09	3.85	3.70		
L5 60.0	**3.0 - 24.0 m**	12.50	11.92	9.87	8.39	7.26	6.71	6.38	6.01	5.73	5.34	5.11	4.79	4.60				
L4 55.0	**3.0 - 25.2 m**	12.50	12.50	10.43	8.87	7.69	7.11	6.76	6.30	6.05	5.64	5.40						
L3 50.0	**3.0 - 26.3 m**	12.50	12.50	10.90	9.28	8.04	7.44	7.08	6.59	6.30								
L2 45.0	**3.0 - 26.4 m**	12.50	12.50	10.94	9.30	8.07	7.46	7.10										
L1 40.2	**3.0 - 27.7 m**	12.50	12.50	11.50	9.80	8.50												

Ballastierung • Ballast • Lest

ohne Klettereinrichtung / without climbing device / sans cage télescopique

Version F – mit Zentralballast und Fundamentballast / with Central ballast block and Foundation block / avec Lest de base et Bloc de fondation **– BZ + BF**

HH	(m)	**13.1**	**19.0**	**24.9**	**30.8**	**36.7**	**42.6**	**48.5**	**54.4**	**60.3**		
U 621	(t)	76.0	76.0	76.0	76.0	76.0	86.0	96.0	116.0	136.0		
HH	(m)	**13.4**	**19.3**	**25.2**	**31.1**	**37.0**	**42.9**	**48.8**	**54.7**	**60.6**	**66.5**	**72.4**
U 821	(t)	36.0	36.0	36.0	36.0	36.0	36.0	46.0	56.0	76.0	86.0	106.0

Version E – mit Zentralballast / with Central ballast block / avec Lest de base **– BZ**

HH	(m)	**13.5**	**19.4**	**25.3**	**31.2**	**37.1**	**43.0**	**48.9**	**54.8**	**60.7**		
UF 621 - DIN	(t)	70.0	70.0	70.0	70.0	70.0	80.0	90.0	110.0	130.0		
UF 621 - FEM	(t)	70.0	70.0	70.0	70.0	80.0	80.0	90.0	110.0	130.0		
HH	(m)	**13.7**	**19.6**	**25.5**	**31.4**	**37.3**	**43.2**	**49.1**	**55.0**	**60.9**	**66.8**	**72.7**
UF 821 - DIN	(t)	20.0	20.0	20.0	20.0	20.0	30.0	40.0	50.0	70.0	80.0	100.0
UF 821 - FEM	(t)	30.0	30.0	30.0	30.0	30.0	30.0	40.0	50.0	70.0	80.0	100.0

Gegengewichtsballast • Counterweight • Contrepoids

Ausleger / Jib / Flèche		**L1**	**L2**	**L3**	**L4**	**L5**	**L6**	**L7**
		13.60	14.60	16.60	17.75	19.75	18.75	20.75
BG	(t)	3 x 3.15	2 x 3.15		3 x 3.15	1 x 3.15	2 x 3.15	
		1 x 4.15	2 x 4.15	4 x 4.15	2 x 4.15	4 x 4.15	3 x 4.15	5 x 4.15

Courtesy of Crane.Market