

Light Towers
**LIGHT TOWER
RL4000**

Features

- | | |
|--|---|
| <ul style="list-style-type: none"> • Dual self-braking winch design for fast and easy tower erection and extension. | <ul style="list-style-type: none"> • Maintenance-friendly electrical assemblies make troubleshooting, service and repair a breeze. |
| <ul style="list-style-type: none"> • 30 ft (9.14 m) light height at full extension for excellent illumination at long distances. | <ul style="list-style-type: none"> • 3 cylinder diesel engine powers a brushless self regulated type generator. |
| <ul style="list-style-type: none"> • 359 degree non-continuous tower rotation to provide pin-point light positioning at your work site. | <ul style="list-style-type: none"> • Centerpoint lifting bracket and fork lift pockets make transport easy. |
| <ul style="list-style-type: none"> • 4,000 Watts of light | <ul style="list-style-type: none"> • Compact design allows up to 10 units per truck load. |
| <ul style="list-style-type: none"> • Quiet 71 dBA sound levels at 23 feet (7 m). | <ul style="list-style-type: none"> • Engine protection includes high water temperature and low oil pressure shutdowns. |
| <ul style="list-style-type: none"> • Excellent fuel economy providing up to 60 hours of run time per tank of fuel. | <ul style="list-style-type: none"> • Cabinet is protected with a durable, fade resistant finish. |

Light Towers RL4000

Specifications

Lamps	Metal halide 4 x 1,000 W
Generator	Brushless 60 Hz, 6.0 kW
Engine	Kubota diesel 13.6 hp
Receptacles	One GFI duplex 20 A / 120 V One T/L 30 A / 240 V
Fuel capacity	30 gal (114 L)
Wheel size	13" (33 cm)
Axle rating	2,000 lbs (907 kg)
Tongue weight travel position	199 lbs (91 kg)
Total weight no fuel	1,725 lbs (783 kg)

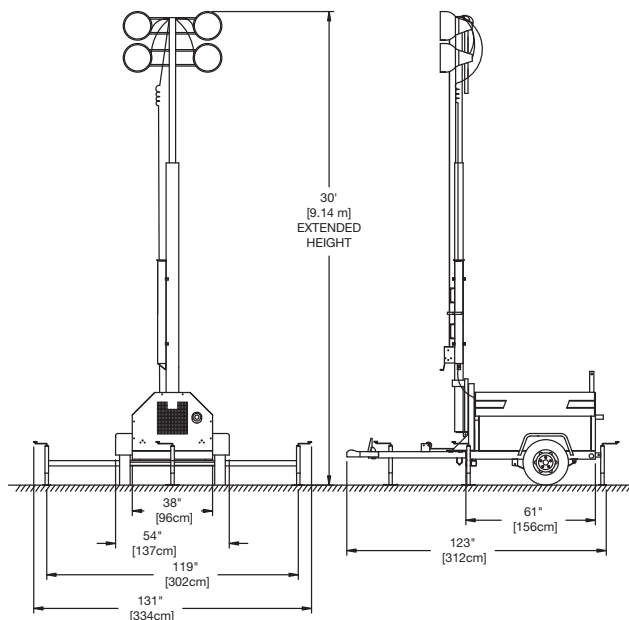
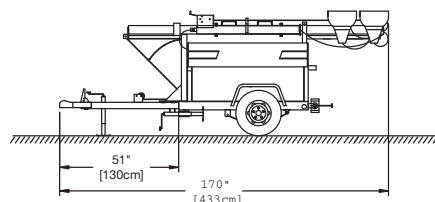
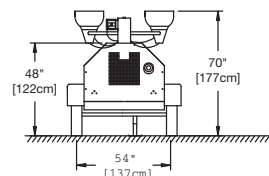
Notice: Metal halide lamp bulbs contain mercury (Hg).

Dispose of lamp bulbs according to local, state and federal laws.

Options and Accessories

12 volt dome light with switch
4 horizontally mounted lights, cast aluminum square housing
50 hz, 7 kW generator, 13.6 hp Kubota engine
60 hz, 8 kW generator, 13.6 hp Kubota engine
60 hz, 6 kW generator, Perkins Tier IV 13.8 hp
700 CCA battery
Battery heater blanket
Block heater
Combination ring/ball hitch
DOT tail light package (6 or 7 pole)
Export racking/preparation
Fuel/water separator filter
Fuel/water separator with fuel line heater
Low temperature coolant mixture (-40 deg F)
Ring hitch 2.5"

Dimensions



Terex Aerial Work Platforms

18340 NE 76th Street
PO Box 97030
Redmond, WA 98073-9730

TEL +1 (425) 881-1800
TOLL FREE +1 (800) 536-1800
PARTS & TECH SUPPORT +1 (800) 228-6444
FAX +1 (425) 883-3475
WEB www.genieindustries.com

For more information, product demonstration, or details on purchase, lease and rental plans, please contact your local Terex AWP distributor.

Effective Date: April, 2011. Product specifications and prices are subject to change without notice or obligation. The photographs and/or drawings in this document are for illustrative purposes only. Refer to the appropriate Operator's Manual for instructions on the proper use of this equipment. Failure to follow the appropriate Operator's Manual when using our equipment or to otherwise act irresponsibly may result in serious injury or death. The only warranty applicable to our equipment is the standard written warranty applicable to the particular product and sale and we make no other warranty, express or implied. Products and services listed may be trademarks, service marks or trade-names of Terex Corporation, Genie Industries, Inc. and/or their subsidiaries in the U.S.A. and many other countries. All rights are reserved. Terex® is a registered trademark of Terex Corporation in the U.S.A. and many other countries. Genie® is a registered trademark of Genie Industries, Inc. in the U.S.A. and many other countries. Genie is a Terex Brand. © 2011 Terex Corporation. RL4000 0210F Part #109044