

TIDD
CRANE III



THE WORLD'S SAFEST PICK & CARRY CRANE

A Pick & Carry Crane like no other the TIDD PC25 incorporates the highest quality components with a special focus on safety as the first priority.

The Tidd PC25 comes standard with auto side slope de-rating, tackling head-on the primary cause of accidents in pick & carry cranes. Additionally the Tidd PC25 is fitted with auto articulation de-rating in 3 steps (0-10, 11-20 & 21-42 degrees) to maximise the lift chart in all situations.

TIDD CRANE III

The World's Safest Pick & Carry Crane

- Auto side slope & articulation de-rating
- Forward mounted ROPS cabin
- ABS brakes

Lift Capacity Where it's Needed

- High strength Hi-Tensile steel booms
- A low COG for superior lift charts
- 'Easy on' 1.4t roadable CWT

Manoeuvrability On Site

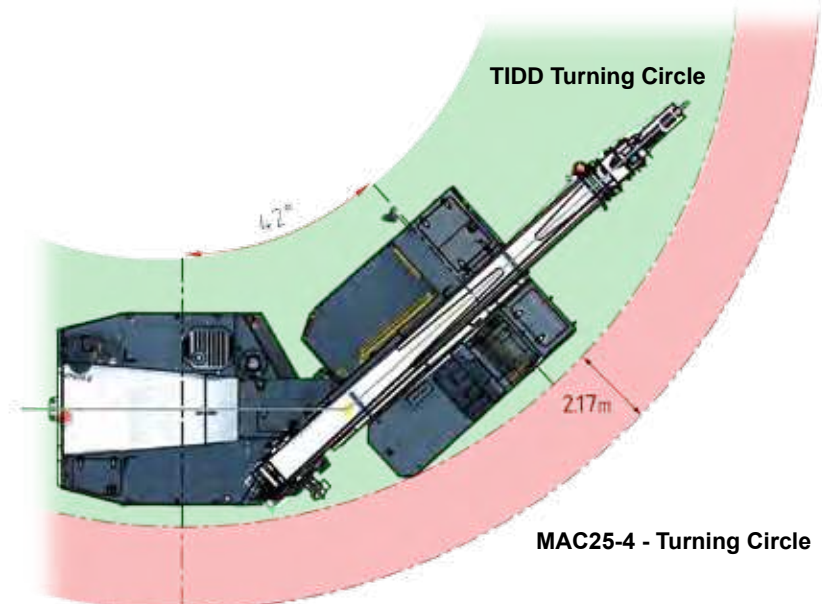
- 42° slew for tightest turning circle
- Shortest forward projection
- Smallest footprint of any 25t capacity crane

Capable Workhorse

A wheelbase of only 4.4m and at only 2.5m wide, this is a small and light crane. The carry deck on the left front has a 2t allowance for rigging and additional gear. Chain and hook lockers are accessed easily from the front and the large under cab waterproof locker provides dry storage for slings.

Extremely Manoeuvrable

Slewing up to 42° each side combined with a short 4.3m forward projection means the TIDD achieves an outstanding turning circle radius of only 14.42m. Working well inside the MAC25 radius (16.59m) the TIDD beats the MAC footprint by 2.17m and at only 2.5m wide, this crane is not restricted like wider machines.





PC25

Crane Features:

- 25 tonne capacity
- Automatic side slope de-rating
- 3 Step articulation auto de-rating (0° - 10°, 11° - 20°, 21° - 42°)
- Highest Main Boom tip height in class, 19.14m
- Superior Telecylinder. Holds 20t - Tele's 17t
- Manual boom extension rated at 8.5t
- 5t 2 Speed Braden Winch
- LSI Robway LMI System
- Load sensing hydraulic pump allowing for multiple functions without compromising speed or performance
- Boom Luffs from -6° up to +65°
- Tie Points for a pallet of equipment on the carry tray
- 2 x External Emergency stops
- 10t rhino standard

Superior Technology

Hi-Tensile Steel Booms give superior strength and a lower COG that achieves superior lift charts. The easily deployable 1.4t CWT gives the TIDD the best chart in the 25t pick and carry class with the ability to road its own counterweight.



TIDD CRANE III

Quality Finish

Finished to a high automotive standard, the TIDD Crane features a forward mounted integral ROPS two man cabin for unrivalled safety, operator position and comfort. TIDD Hydropneumatic front suspension provides outstanding ride on road and when locked out, a super stable platform (even in slew). The engineered rear four leaf parabolic spring suspension completes the ride.



Drivetrain:

- Mercedes-Benz OM906 206kW Engine
- Allison World Series 3000 Auto Transmission
- Cushman 2 speed Transfer Case providing improved driveline angles
- Kessler Hub Reduction Drive Axles
- Front Diff Lock
- Wabco ABS Brakes fitted as standard
- 20 Ply Radial Tyres provide outstanding on highway performance.
- Auto Tyre Pressure Control System, optional
- All regular servicing is undertaken from one side with safety rails standard.
- Spare wheel mounted under chassis at rear (no heavy lifting)



Steering & Suspension:

- TIDD Hydropneumatic Front Suspension with lock-out for maximum stability when lifting loads (2° side roll)
- 15t rated capacity leaf suspension at rear
- Superior variable ratio steering system delivers improved handling and steering response ON and OFF Highway
- The mechanically driven emergency steering pump operates without electrical power for added safety.





PC25

Cab Features:

- Genuine inbuilt ROPS Cabin (Patent No 2012203625)
- Air Conditioning ducted for both operator and dogman comfort
- Ergonomic Design
- Full Air KAB Suspension Seats (150kg) with integral seat belts
- Forward mounted cab design provides better all-round visibility and safety for operator, dogman and the site
- Sun roof for load visibility (FOPS optional)
- Two doors for ease of entry for driver/dogman
- Cab Step opens out for large dry storage locker for soft slings
- User friendly dual mode display with LMI / Automotive Cluster
- Emergency Stops in cab
- Guard rails, grip tread and grab handles for safer access
- Reversing camera standard
- Winch rope camera optional
- Cooler drawer fridge under rear seat



Storage:

- Generous Storage
- Crane hook lowers rigging directly into lockers
- The below cab dry storage locker provides for slings and webbing - this locker door also forms a step open or closed



TIDD CRANE III

Load Chart - 25t Capacity

Main Hoist Manual Retracted with Counterweight on Rear

(M)	BOOM LENGTH (M)									
	6	7	8	9	10	11	12	13	14.3	
1	18400	18400								
	17480	17480								
	15640	15640								
	53	60								
1.5	18400	18400	18400							
	17480	17480	17480							
	15640	15640	15640							
	47	55	60							
2	17200	17060	16920	16780						
	16340	16207	16074	15941						
	14620	14501	14382	14263						
	40	49	55	60						
2.5	15690	15580	15240	15170	15100					
	14909	14693	14478	14412	14345					
	13339	13147	12954	12895	12835					
	32	44	51	56	60					
3	14110	13950	13790	13670	13560	13480	13400			
	13405	13253	13101	12987	12877	12804	12730			
	11994	11858	11722	11622	11522	11456	11390			
	20	38	46	52	56	60	62			
3.5	12670	12540	12410	12300	12200	12110	12030	11220		
	12034	11912	11790	11687	11585	11508	11431	10655		
	10767	10658	10549	10457	10366	10297	10228	9534		
	0	30	41	48	53	57	60	62		
4		11130	11030	10930	10840	10750	10670	10530	10400	
		10571	10479	10386	10293	10213	10132	10006	9880	
		9458	9376	9293	9210	9138	9065	8953	8840	
		21	35	43	49	53	57	60	63	
4.5		9860	9790	9720	9650	9590	9520	9390	9250	
		9367	9301	9234	9168	9107	9046	8917	8788	
		8381	8322	8262	8203	8148	8094	7978	7863	
		0	28	38	45	50	54	57	60	
5			8550	8510	8470	8420	8380	8240	8100	
			8123	8082	8042	8001	7961	7828	7695	
			7268	7231	7195	7159	7123	7004	6885	
			19	33	41	47	51	54	58	
6				7080	7020	6980	6930	6840	6750	
				6730	6667	6626	6586	6499	6413	
				6022	5965	5929	5893	5815	5738	
				18	31	39	45	49	53	
7					5570	5530	5490	5440	5400	
					5292	5251	5211	5170	5130	
					4735	4698	4662	4626	4590	
					17	30	37	43	48	
8						4890	4840	4790	4740	
						4642	4596	4549	4503	
						4153	4112	4070	4029	
						16	28	36	42	
9							4190	4140	4080	
							3981	3928	3876	
							3567	3515	3468	
							16	27	36	
10								3640	3590	
								3458	3413	
								3094	3054	
								15	28	
11									3110	
									2950	
									2639	
									18	
11.77									2890	
									2741	
									2452	
									0	

Manual Extended

(M)	16.2	(M)	18.5
4.3	8500	5.1	7000
	8075		6650
	7225		5950
	65		65
5	8500	6	7000
	8075		6650
	7225		5950
	62		62
6	6800	7	5700
	6460		5415
	5780		4845
	58		59
7	5920	8	5250
	5624		4983
	5052		4458
	54		55
8	4740	9	4790
	4503		4551
	3555		3593
	49		51
9	4180	10	3970
	3971		3772
	3553		3375
	45		47
10	3620	11	3150
	3434		2993
	3073		2678
	39		43
11	3270	12	2910
	3107		2767
	2780		2476
	33		38
12	2920	13	2680
	2774		2541
	2482		2274
	26		33
13	2660	14	2390
	2390		2153
	2257		2034
	16		26
13.7	2570	15	2110
	2437		2005
	2180		1794
	0		18
		15.9	1950
			1848
			1653
			0

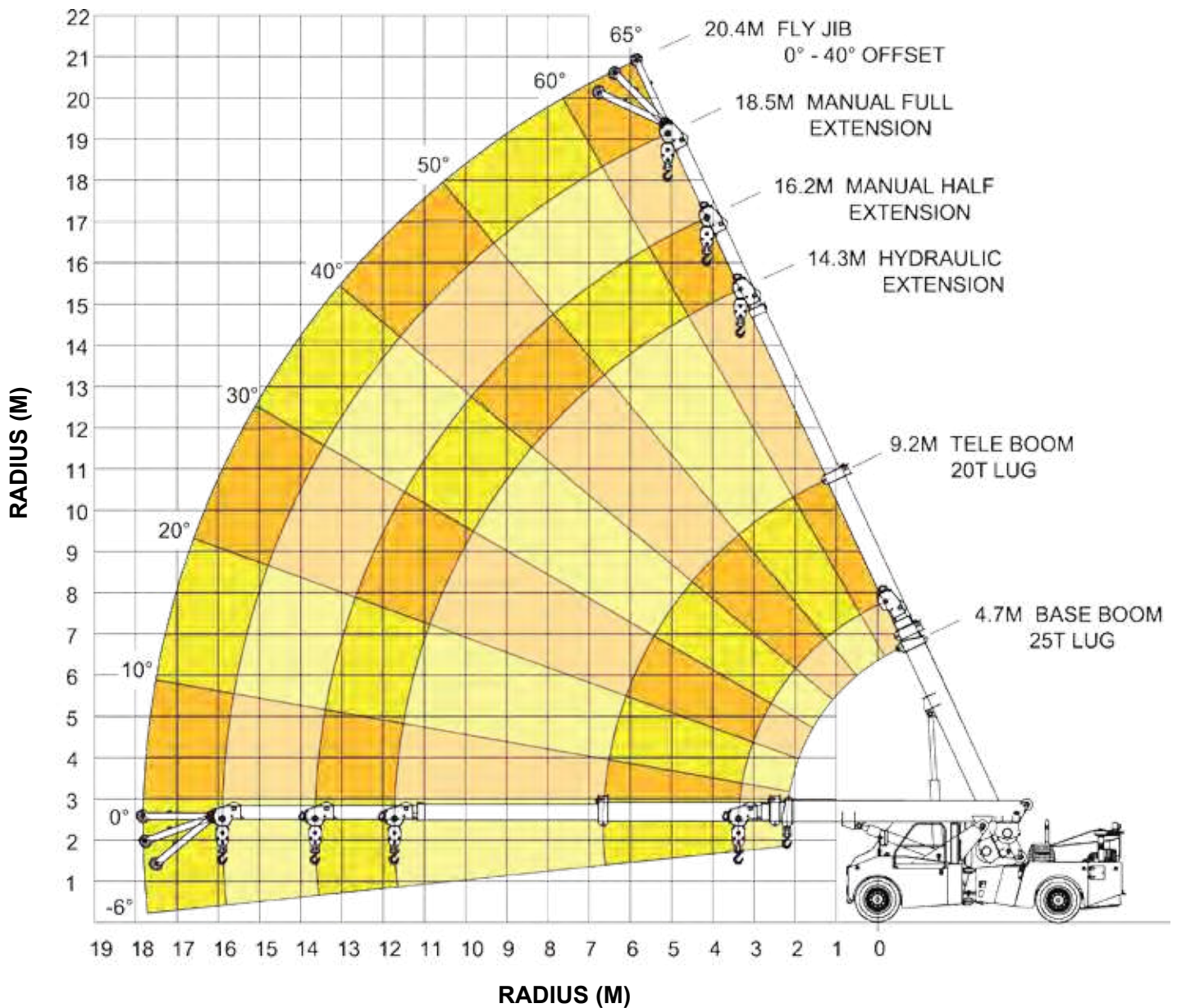
Rated Capacity in Kg

0°-10° articulation
11°- 20° articulation
21°- 42° articulation
Boom angle in degrees

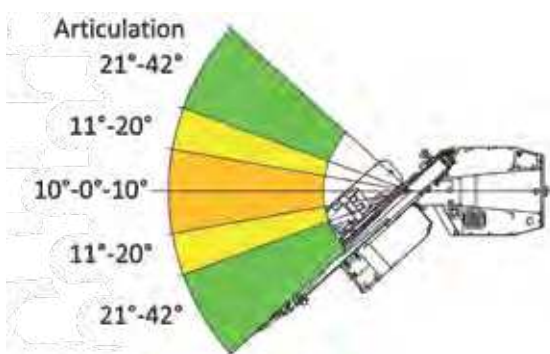
Maximum Capacity

25t on lug No.1 (static)
20t on lug No.2 (sliding)

Range Diagram



Work Area



Key Dimensions

Width	2.5m
Height Overall	3.1m
Length Overall	9.9m
Wheel Base	4.4m
Forward Projection	4.3m from seat to boom tip
Maximum Tare Weight	21.8 Tonne

TIDD CRANE IIII

PC25



Counterweight:

Optional "easy on - easy off" 1.4t counterweight is front mounted for travel mode and self-craned off allowing easy attachment to the rear to maximise the lift chart.

1.9m Fly Jib Extension:

Giving a boom tip height of 21m, the TIDD Fly Jib extension option offers 750Kg capacity in offset angles 0°, 20° + 40°. Light and easy to fit this fly jib can be fitted and removed by one man and stows neatly on the carry deck for transport on road.

15t Rhino:

15t Rhino Hook with 25° offset.

What Customers say:

"The crane boasts an impressive load chart in a small package allowing us to go where other cranes cannot. The safety features and road friendly suspension make this crane a favourite with our operators and our customers" - Mark Kuhn, Managing Director of Max Cranes

"The rollover protection cabin is a significant benefit to all industries, particularly mining. The PC25 finish is like a European Truck. They're really well finished, far superior to most things made in Australia." - Albert Smith, Group Managing Director, Universal Cranes



Distributed By:

Designed & Manufactured by



Tidd Ross Todd Ltd

...for the long haul

48 Maui Street, Pukete Industrial Estate

P.O Box 10076, Te Rapa, Hamilton 3241

Phone: +64 7 849 4839 Email: cranesales@trt.co.nz

TRT (AUST) PTY. Ltd.

P.O Box 1006, Hampton, North Victoria 3188

Phone: +61 431 575 233 Email: tidd@trtaust.com.au

P2092A16

Courtesy of Crane.Market