

For more information on XCMG products, dealer services, and industry solutions, visit us on the web at [www.xcmg.com](http://www.xcmg.com)

Jan 1, 2014  
All Rights Reserved

Materials and specifications are subject to change without notice. Featured machines in photos may include additional equipment. See your XCMG dealer for available options.

apply to all similar docs: XCMG, WWW.XCMG.COM, their respective logos, "XCMG For Your Success", as well as the corporate and product identity used herein, are trademarks of XCMG and may not be used without permission.



**XCMG For Your Success**



**XUZHOU CONSTRUCTION MACHINERY GROUP IMP. & EXP. CO., LTD**



XCMG Headquarters, Xuzhou Economic Development Zone,  
Jiangsu, China 221004



(+86-516) 87739230



XCMG Regional Departments:

West Asia & North Africa	(+86-516) 87739251 87739202 87739223
Asia-Pacific	(+86-516) 87739500 87739529 87739233
Central Asia	(+86-516) 87739218 87739239 87739510
North America	(+86-516) 87739285 87739551 87739713
South America	(+86-516) 87739196 87739714 87739187
Africa	(+86-516) 87739501 87739222 87739709
Europe	(+86-516) 87739238 87739271 87739228



export@xcmg.com



WWW.XCMG.COM

<b>Engine model</b>	Cummins QSM11(Tier2)
<b>Rated power (kW/min)</b>	250
<b>Operation mass (kg)</b>	28500
<b>Rated bucket capacity (m<sup>3</sup>)</b>	4.5
<b>Total cycling time (s)</b>	10.8

# LW800K

WHEEL LOADER

# LW800K

## Wheel Loader

### High productivity and low fuel consumption

#### High performance Cummins engine QSM11 (Tier2)

Imported CUMMINS-QSM11 turbocharged, A/A inter-cooled Efi engine with electric start/flameout. It has a high torque reserve coefficient, which provide the engine with strong traction force and quick hydraulic response.


Power: 250KW (335HP)/2100rpm

#### Low emission

It conforms with the environment requirements and provides clean emission, which meets the requirements of TIER-3 phase of Europe and USA regulations.

#### Low fuel consumption

Owing to the use of low noise and high torque engine and large capacity TC, the maximum efficiency is assured when driving at low travel speed, therefore the fuel consumption is significantly reduced.



#### ZF gearbox with KD function

Dual transmission system uses ZF-4WG electro-hydraulic gearbox, which are laid out in 4 forward and 3 rearward arrangement with electric shifting. It has KD function, which simplified operations, improved work efficiency and economy.



#### High efficient hydraulic system

The hydraulic system uses the pilot control, steering flow amplifying, work and steering converging technology, reduces hydraulic power consumption and energy, and improves the efficiency of hydraulic system.

The unloading system of hydraulic system enables the machine to reduce the damage of hydraulic oil overflow, increase the machine traction and improve the operation efficiency.

The total time for these three machine performances together is short. The lifting time is less than 6s, the working efficiency is high.



Dual pump convergence



Flow amplifying valve

#### Increased bucket capacity

Bucket capacity: 4.0-6.9 m<sup>3</sup>

Dumping height: 3400 mm

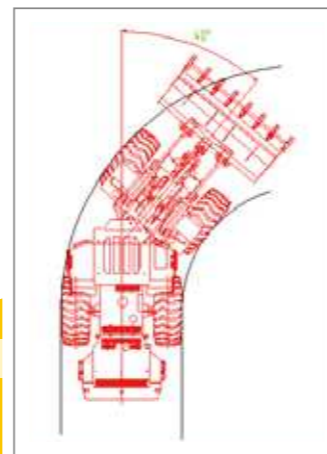
Rated bucket capacity: 4.5 m<sup>3</sup>

Dumping distance: 1400 mm

#### LWB/ 40° articulation angle

The widest WB and LWB enable the loader to have good stability both longitudinal and transverse. The articulation angle of the loader has achieved 40°, which allows efficient work even on the most difficult ground.

Tread	2460mm
Wheelbase	3600mm
Minimum turning radius (Calculated on the center of outward wheel)	6200mm




### High reliability

Key elements like the imported original Cummins engine, ZF drive axles, Rexroth hydraulic valve and MICO brake element etc., use international brands and is assembled under strict quality management, the reliability of machine is therefore assured.



#### Wet multi-disc brake and full hydraulic brake system

It means low maintenance cost and high reliability. The wet disc brake is completely enclosed, which efficiently prevents dirt from ingress and reduces wear and maintenance. It needs not to adjust the brake due to wear, hence the maintenance is further reduced. It is also unnecessary to adjust the new parking brake. The wet multi-disc brake has higher reliability and longer service life.



The brake system uses two independent hydraulic circuits and further improves reliability. If one of the circuits has failure, there will be a standby hydraulic system available. The full hydraulic brake means no air ingresses and no water condensation occurs in the system. Therefore no pollution, rust and freezing will be caused.



#### Solid frame and connecting rod mechanism

The solid front/rear frame and connecting rod mechanism are more robust and have been proven to bear the increased stress produced by the use of larger bucket. The design of the frame and connecting rod mechanism has met the loading requirements of actual constructions. The strength has also been validated by the computer simulation test.



#### Plain O-ring

The hydraulic pipeline uses the double seals of DIN international standard 24° conical O-ring to solve the leakage problem.



Two seals

#### Circuit connection by use of waterproof plug-ins

Use of waterproof plug-ins for the circuit connection improved the reliability and significantly improved the water and dustproof ability.

Two-stage filtration system with engine double air inlet enables the machine to perform under dusty condition, protects the engine from dust damage and prevents premature damages to the engine.



### Easy maintenance

#### Easy maintenance of various consumable parts

Filter elements of the engine and gearbox are easy to maintain, whereby the time of maintenance is reduced.



#### Integrated pressure testing

Convenient for system test and maintenance

#### Centralized lubrication system

The centralized lubrication system overcomes the shortcoming by manual greasing, feeding a defined dose of grease to various lubricating points at set times, assuring constant normal operation and significantly reduce maintenance time.

## Operator's environment

### Automatic gearbox with electro-hydraulic shifting

The gearbox with ZF electro-hydraulic shifting has N-gear start protection function, gear shifting lock and KD functions, therefore it is easy to control.

The single handle pilot control system reduces operating force and provides good comfort.

Steering system uses the double limit system. The hydraulic limit system precedes the mechanical limit system, which prevents the front/rear frames from mechanic impact when turning and extends the service life. In the meantime, it reduces the operator's fatigue.



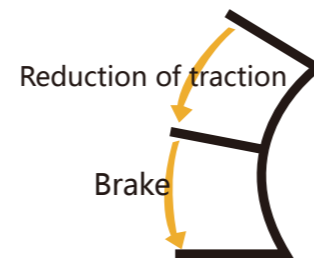
Single handle control



Hydraulic limit system

### Adjustable clutch system

The clutch adjusting system enables the clutch, through the brake pedal pressure, to vary with changes of turbo-torque and position of brake pedal, thereby controlling traction. It is good for approaching the truck, steadily lowering speed, allowing for a much easier control of tire skidding and reducing the vibration produced by the shifting between the forward and backward gears.



### New XCMG punching cab

It provides wide vision, good sealing and dumping performances. It is also equipped with air conditioning system, which provides a comfortable and safe operating environment. The back guide monitor system reduces rearview blind area and improves the operation safety.



The cab uses the new XCMP punching sealed cap and improves the sealing performance. It provides you with a safe, low vibrating, dustproof and comfortable operating environment. The exterior noise is also minimized.



Air conditioning system



Radio cassette recorder



Noise at ear of operator: 80dB(A)

### Adjustable steering column

The operator can incline the steering wheel column, which can provide the operator with a more comfortable working environment.

## Technical Specifications

## LW800K

Item	Specifications		
Engine	Model	Cummins QSM11(Tier2)	
	Type	Water cooling, 4xstrokes	
	Air breathing	Turbo-charged, air inter-cooled	
	Number of cylinders	6	
	Bore		
	Piston displacement	10.8L	
	Governor	Electronic variable-speed governor	
	Power	250kW(335HP)	
	Rated speed	2100rpm	
	Fuel system	Direct injection	
	Maximum torque	1647Nm@1400rpm	
Lubrication system	Gear pump forced lubrication		
Filter	Full-flow type		
Air filter	Dry (double filter elements with dust exhaust and indicator)		
Gearbox	Hydraulic torque converter	Type	Single stage, single phase, three-components
		Types	Fixed shaft drive shifting
			km/h(Calculated on the tire 29.5-25)
			Forward Rearward
	Gearbox	Travel speed	Gear 1
		Gear 2	11.6 11.6
		Gear 3	24.5 24.5
		Gear 4	35.5 -
Axle and main drive	Drive system	4 WD	
	Front wheels	Fixed and full floating	
	Rear wheels	Central pin support, full floating and 26° swing	
	Reduction gear	Spiral bevel gear	
	Differential gear	Common gear	
Brake	Final drive	Planetary gear, 1st class speed reduction	
	Service brake	Full hydraulic wet disc brake (4W)	
	Parking brake	Wet disc brake	
	Emergency brake	With parking brake as dual purpose	

# LW800K

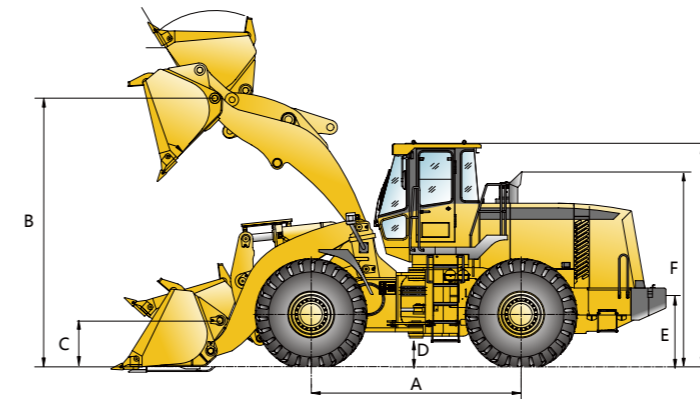
## Wheel Loader

### Technical Specifications

### LW800K

Item	Specifications		
Steering control system	Type	Hinged joint, full hydraulic power steeringGear pump	
	Turning angle	40° in two directions	
	Minimum turning radius(Calculated on the center of outward wheel)	6200mm	
Hydraulic system	Hydraulic pump	Gear pump	
	Steering system	Maximum flow	168 l/min
		Safety valve pressure setting	19MPa
	Steering cylinder	Type	Dual-action piston
		Number of cylinders	2
		Bore x stroke	115mm×445mm
		Hydraulic pump	Gear pump
	Loading control	Rated flow	294+168 l/min
		Safety valve pressure setting	21MPa
	Working cylinder	Type	Dual-action piston
Number of cylinders-bore x stroke			
Control position	Movable arm	2-18m×880mm	
	Bucket	1-220mm×590mm	
Working time of cylinder	Control valve	Single handle	
	Movable arm	Lifting, holding, lowering and floating	
Refilling capacity	Bucket	Tilting back, holding and unloading	
	Lifting	< 6s	
	Dumping	< 1.2s	
	Lowering(empty bucket)	< 3.6s	
	Cooling system	65L	
	Fuel tank	420L	
	Engine	33L	
	Hydraulic system	340L	
	Gearbox	64L	

### Overall Dimension



Tread	2460	mm
Lateral width of tire	3210	mm
A Wheelbase	3600	mm
B Height of hinged shaft at maximum lifting range	4516	mm
C Height of hinged shaft at the loading time	300	mm
D Ground clearance	520	mm
E Height of towing pin	1200	mm
F Overall height (to the exhaust pipe)	3500	mm
G Overall height (to the cab)	3770	mm

	Standard movable arm		High unloading movable arm	
	Standard bucket	Bucket	Standard bucket	Bucket
	4.5m³	6m³	4.5m³	6m³
Bucket capacity: Stack loading	4.5	6	4.5	6
Flat loading	4	5	4	5
Width of bucket	3500	3500	3500	3500
Weight of bucket	2350	2600	2350	2600
Maximum dumping height at 45° inclination	3400	3300	3700	3600
Dumping distance at 45° inclination under maximum dumping height	1400	1470	1410	1480
Lengths of bucket rod stretching-out and bucket extension	4700	4820	4920	5040
Working height (height-rising)	6230	6350	6600	6720
Total length	9100	9220	9320	9440
Turning cycle (distance up to the lateral angle of bucket when set at the transport position)	7300	7350	7410	7460
Digging depth 0°	90	90	90	90
10°	250	270	250	270

Above data shall be based on edge of bucket, not including bucket teeth and auxiliary cutting plate; dumping height will be reduced by 75mm if auxiliary cutting plate is included.

### Main Specifications

Item	Specifications	Unit
Rated bucket capacity	4.5	m³
Rated operating load	8000	kg
Operation mass	28500	kg
Max. horse power	242	kN
Max. breakout force	260	kN
Hydraulic cycle time-raise	6	s
Total cycling time	10.8	s
Tire type	29.5-25-22PR	
Dimension (L×W×H)	9300×3500×3770	mm

Structure and specification are subject to change without notice. In the event of discrepancy between the information and the actual product, the specification of the actual product shall be used as reference.