

www.xzzx.com.cn

RT60 RT100 越野轮胎起重机

RT60 RT100 ROUGH TERRAIN CRANE

服务热线 Service Tel : 400-110-9999

本印刷品不属于合同。出于产品不断改进的需要，我们保留对产品型号、参数、配置进行变更的权利，恕不另行通知。图片仅供参考，具体产品以实物为准。图片中得产品可能并非标准配置，部分部件可能需要另行购置。办理牌照和上路行驶需遵守当地法规。



徐州重型机械有限公司
XUZHOU HEAVY MACHINERY CO.,LTD.

地址：中国江苏徐州市铜山路165号 邮编 (Post Code) : 221004

Add: No.165 Tongshan Road Xuzhou Jiangsu China

电话 (Tel) : 0516-87888285

服务电话 (Service Tel) : 0516-83461183

质量监督电话 (Quality Inquiry Tel) : 0516-87888268

传真 (Fax) : 0516-87888397

服务传真 (Service Fax) : 0516-83461180

备件电话 (Spare Parts Tel) : 0516-83461542

请垂询
CONTACT

RT60 RT100 越野轮胎起重机

RT60
RT100
ROUGH TERRAIN CRANE



徐州重型机械有限公司

XUZHOU HEAVY MACHINERY CO.,LTD.

中德合作，倾力巨献！

China-German cooperation, endeavor contribution!

卓越高效

Excellent and Efficient

- 作业幅度大、起重能力强！
- 转移快捷、作业高效，客户收益最大化！
- Larger working radius, stronger lifting capacity!
- Fast transferring, high operation efficiency, optimized customer benefits!

安全可靠

Safe and Reliable

- 38项措施，全方位的安全保障！
- 38 safety provisions, complete safeguard!

节能环保

Energy Saving and Environmental

- 三大节能措施，有效降低使用成本！
- Three energy saving measures decrease operating cost effectively!

先进专业

Advanced and Professional

- 欧洲技术，专业生产！
- European technique, professional manufacturing!

多样齐全

Various and Complete

- 配置多样、型谱齐全！
- Various configurations, complete models!

卓越高效

Excellent and Efficient

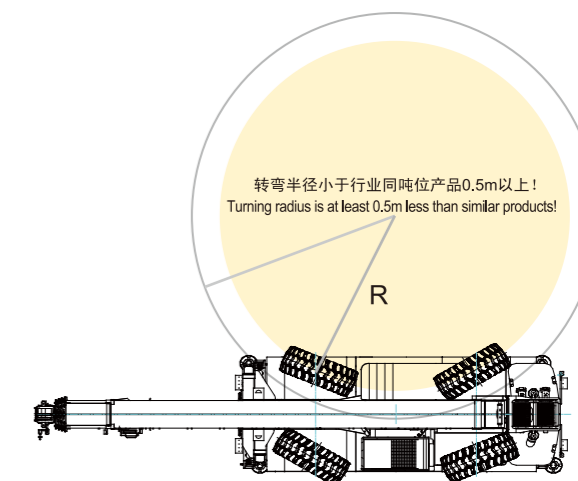



转移快捷、作业高效！

Fast transferring, high efficient operation!

- > 带有差速锁的全轮驱动系统、专用的越野轮胎，动力强劲，轻松驶过各种越野路面；
- > 配置带有闭锁功能的液力变矩器，加速性能提升10%，转移快捷；
- > 四种转向模式，正反行驶功能，转弯半径小于同类产品0.5m以上，无与伦比的机动灵活性能；
- > 优化的液压系统、支腿伸缩、起升、变幅、回转速度提升10%，作业高效。
- > All-wheel drive system with differential locks, specific off-road tires and powerful drive make the crane pass through various rough terrains easily.
- > Equipped with locking hydraulic torque converter, acceleration performance is raised 10%, fast job site transferring;
- > Four-steering modes, forwards and backwards driving function, turning radius is at least 0.5m less than similar products, incomparable manoeuvre ability;
- > Optimized hydraulic system, speeds of outrigger extending/retracting, hoisting, elevating and slewing operation are raised 10%, higher operation efficiency.

驱动力、阻力、附着平衡图
Driving force, resistance, adhesive force



作业幅度大、起重能力强，全覆盖行业同吨位产品！

Larger working radius, stronger lifting capacity!



新技术支撑高性能
New technology supports high performance

高性能带来高回报
High performance contributes to high benefit

- 单板式独立臂头
- 紧凑型臂尾
- 四边形大圆弧吊臂
- 臂头重量降低约70%
- 搭接长度增加约30%
- 起重性能提升10%
- Single plate-type independent boom head
- Compact boom tail
- Quadrangular large radian cross-section boom
- Weight of boom head is decreased about 70%
- Overlapping length is increased about 30%
- Lifting capacity is improved 10%

RT60

- > 臂长11.32~43.2m，全伸臂长超过行业同吨位产品约8m；
- > 中长臂、全伸臂起重超过行业同吨位产品10%~25%左右；
- > 作业覆盖率超越同类产品30%左右。
- > Boom length of 11.32~43.2m, fully-extended boom is about 8m longer than products of the same tonnage;
- > Lifting capacity of mid-extended boom, fully-extended boom is about 10%~25% higher than products of the same tonnage;
- > Lifting operation coverage exceeds approximately 30% of similar products.

RT100

- > 臂长为12.4~48m，全伸臂长超过其他产品约3m；
- > 中长臂、全伸臂起重超过行业同吨位产品10%~20%左右；
- > 作业覆盖率超越同类产品10%左右。
- > Boom length of 12.4~48m, fully-extended boom is about 3m longer than products of the same tonnage;
- > Lifting capacity of mid-extended boom, fully-extended boom is about 10%~20% more than products of the same tonnage;
- > Lifting operation coverage exceeds approximately 10% of similar products.

卓越的性能带给您非同凡响的价值体验！
Excellent performance brings extraordinary value experience to you!



安全可靠
Safe and Reliable



全寿命周期的虚拟仿真和系统性测试、评估，高可靠性的保证！

Virtual and artificial methods are used for system test and evaluation of the crane performance during full life time, the assurance for high reliability of our products !

60年臂架类起重机设计经验的传承与积累，3年多的虚拟仿真和优化设计，辅以多方式、多工况的系统性测试与评估，高可靠性的保证。
Inheritance and accumulation of 60-year's experience in boom crane design, more than 3 years virtual, artificial and optimized design, as well as multi-way system performance test and evaluation in multi-working conditions contribute to high reliability.

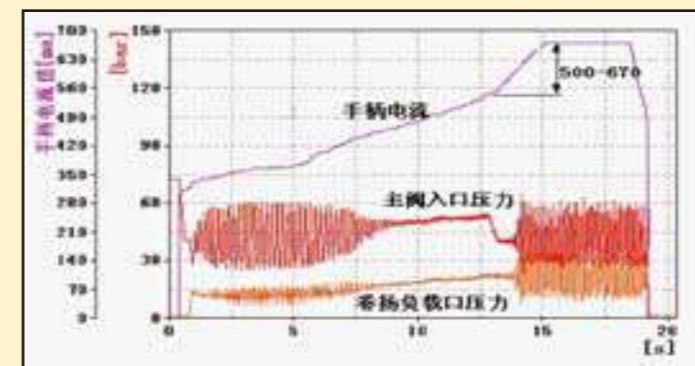
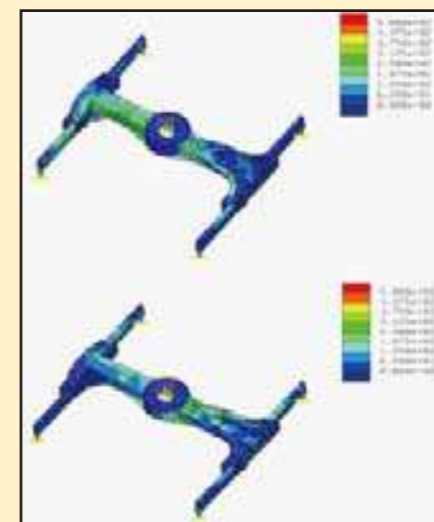


38项措施，全方位的安全保障！ 38 provisions, complete safety protection !

- > 电源管理、信息通讯采用冗余设计，双重保险；
- > 多模式故障保护功能：转向系统出现故障时，控制系统能够自动限制发动机的转速，使车辆保持在安全的行驶速度范围内；
- > 悬架自动刚性锁止功能：转台旋转超过±3°时，系统会自动切换悬架至锁止状态，增加主动安全性；
- > 完善的强制控制策略：强制功能激活时，按照不同工况强制降速，并发出声光报警，实时监控和提醒。
-
- > Redundant design is adopted in power source management and information communication, double protection ;
- > Multi-mode trouble protective function : control system can automatically limit engine rotational speed when steering system is faulty, consequently the crane may keep driving in safe speed range ;
- > Suspension automatically rigid locking function : system may automatically change suspension to locking state, positive safety is improved ;
- > Well-equipped compulsory control strategy : operation speeds in different working conditions may be decreased when compulsory function is activated, at the same time audible and visual alarm available for real-time monitoring and reminding .
-

人无我有，人有我优！
安全措施多于同类产品5种以上！
操作更省心，使用更放心！

We have what other manufacturers haven't, and ours are better than what they have!
Safety provisions are 5 more than similar products!
Easier to operate, securer to use!



先进专业
Advanced and Professional



专业化生产、标准化控制，产品质量过硬！ Professional production, standardized control, and quality product !

- > 世界顶级的现代化板材成型中心，加工精度达0.1mm；
- > 一流的数控加工中心，80%以上的数控加工率，精度高、一致性好；
- > 独有的智能机器人焊接机群，关键部位全部采用自动化焊接，质量稳定；
- > 专业装配线，全面推广定扭装配技术、在线检测技术，高质量的保证；
- > 严密的过程控制、完善的检测手段，产品一次性合格率达99.3%以上。
- > Top class modern plate machining center, accuracy is up to 0.1mm ;
- > First class NC machining center, more than 80% NC machining rate with features of higher accuracy and better consistency ;
- > Unique intelligent welding robots for automatic welding of key parts make product quality stable ;
- > Specialized, modular and standardized assembly, overall spread assembling technology and on-line test technology ensure high quality products ;
- > Strict process control and perfect test measure contribute to 99.3%-odd acceptance rate of products .



欧洲技术，30多项专利，技术领先！ European technique, over 30 patents, leading technology !

全系列、全过程中德联合开发，引进欧洲先进的极致化设计理念，30多项专利技术强力支撑产品先进性。
Developed jointly by Chinese and German engineers in the whole course for all series products ,
European advanced design concept is introduced, more than 30 patent technologies mark the product out .

- > 基于RTOS（实时操作系统）开发的电液控制系统，操控灵敏，响应迅速；
- > 国内率先使用单板式独立臂头、紧凑型臂尾，性能提高10%左右；
- > 嵌入式大箱形变截面车架，整体强度提高30%以上；
- > 具有车轮自动回正功能的电比例多模式转向系统，有效降低轮胎磨损；
- > 具有自动制动功能的全液压制动系统，安全可靠，使用省心；
- > 抗流量饱和技术的液压系统，有效解决复合动作抖动问题，操作平稳、舒适。
-
- > Electro hydraulic control system based on RTOS (real-time operating system), sensitive to operate, fast to respond ;
- > With single plate-type independent boom head and compact boom tail used firstly in china, performance is improved about 10%;
- > Built-in frame with large box tapered cross-section improves whole strength more than 30%;
- > Electric proportional multi-mode steering system with automatic return function reduces tire wear effectively;
- > Full hydraulic brake system with automatic brake function, safe and reliable, and secure to use;
- > Flow-saturated resistant technology: effectively resolves fluttering problem of complex movements.
-



节能环保

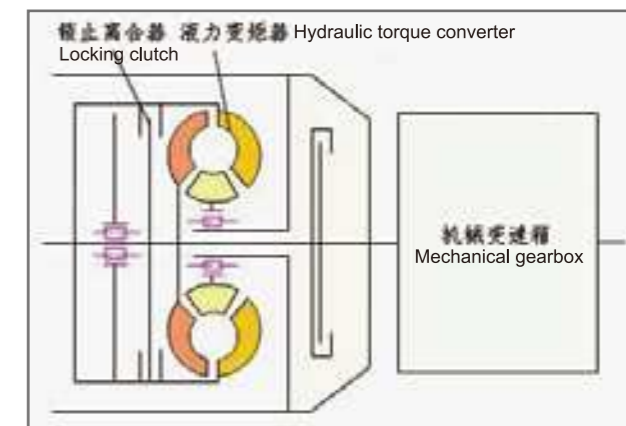
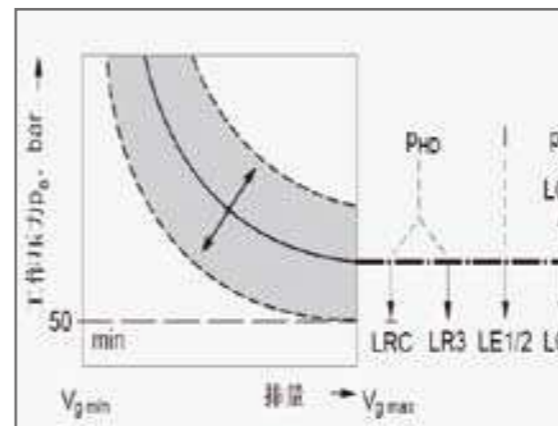
Energy Saving and Environmental



三种功率控制工况，Three modes of different power, saves 15% oil!
 省油15%!

- 高速工况 • High speed mode
- 经济作业工况 • Economic operation mode
- 精细作业工况 • Refined operation mode

高速行驶时液力变矩器不工作，油耗下降20%
 Hydraulic torque converter does not work when traveling in high speed, oil consumption decreases 20%



3大节能措施，使用费用低！

Three energy saving measures, low use cost!

- > 电子越权变功率控制的液压系统，降低油耗、延长元件使用寿命约15%；
- > 具有闭锁功能的变矩器，高速行驶油耗约降低20%；
- > 变幅系统采用重力下降，无需额外动力，节能、环保。
- > Electronic priority controlled hydraulic system with variable power, which decreases oil consumption and prolongs about 15% of element service life ;
- > Torque converter with lockout function, which saves 20% oil in high speed traveling ;
- > Elevating system adopts gravity descending without additional power, energy saving and environmental .

绿色环保，噪音小！

Green and environmental, little noise!

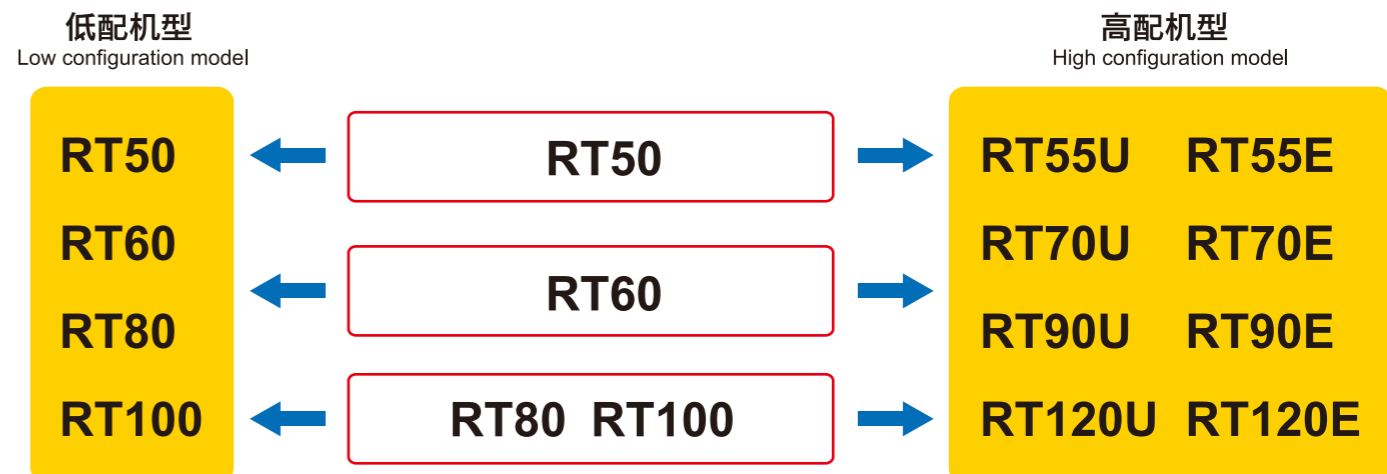
- > 产品满足欧三、欧四排放法规要求；
- > 噪音符合欧美等发达国家法律法规要求；驾驶舒适。
- > All products meet Euro III and Euro IV emission standard requirements ;
- > Noise conforms to laws and regulations requirements of Euramerican developed countries; comfortable driving .



多样齐全
Various and Complete

产品系列化、配置多样化，用户全球化！

Series of products, diversification of configuration, globalization of customers!



多种配置
Various configurations

多种选择
Various selections

RT60 主要技术参数 Main Technical Parameters

项目	Item	单位Unit	参数 Parameter
最大额定起重量	Max. rated lifting capacity	kg	60000
基本臂最大起重力矩	Max. load moment for basic boom	kN·m	2075
最长主臂最大起重力矩	Max. load moment for fully extended boom	kN·m	1186
基本臂最大起升高度	Max. lifting height for basic boom	mm	11800
主臂最大起升高度	Max. lifting height for boom	mm	43700
副臂最大起升高度	Max. lifting height for jib	mm	61559
主卷最大速度	Max. main winch speed	m/min	130
副卷最大速度	Max. auxiliary winch speed	m/min	130
变幅时间 Elevating time	全程起臂 Boom raising	s	80
	全程落臂 Boom lowering	s	120
伸缩时间 Telescoping time	全程伸臂 Boom fully extending	s	110
	全程缩臂 Boom fully retracting	s	130
最高回转速度	Max. slewing speed	r/min	2.0
水平支腿同时伸/缩时间	Outrigger beams extending/ retracting simultaneously	s	40/30
垂直支腿同时伸/缩时间	Outrigger jacks extending/ retracting simultaneously	s	55/40
最高行驶车速	Max. travel speed	km/h	35
驱动方式	Drive mode	—	4×2、4×4
最大爬坡度	Max. grade-ability	%	65
最小转弯直径	Min. turning radius	m	6.1(四轮four wheels),10.5(两轮two wheels)
转向模式	Steering mode	—	前轮独立转向、小转弯、蟹行、后桥独立转向 Independent front axle steering, small turning radius, crab walk and independent rear axle steering
行车制动	Service brake	—	液压双回路、盘式 Hydraulic dual circuit, disc brake
驻车制动	Parking brake	—	机械盘式, 液压解除 Mechanical disc brake, hydraulic release
整车整备质量(含配重)	Curb mass (including counterweight)	kg	48987
配重质量	Counterweight	kg	9000
外形尺寸(长×宽×高)	Outline dimension (L×W×H)	mm	13160×3180×3750
轴距	Wheel base	mm	4000
轮距	Track	mm	2400
支腿跨距(纵/横)	Outrigger span (longitudinal/ lateral)	mm	7300/7200
基本臂臂长	Basic boom length	mm	11320
主臂臂长	Boom length	mm	43200
副臂长	Jib length	mm	18000
副臂安装角	Jib offset angle	°	0,20,40
吊臂最大/最小仰角	Max./ min. boom angle	°	80 / -2
最小离地间隙	Min. ground clearance	°	467
接近角/离去角	Approach/ departure angle	°	20/17.5
型号	Model	—	康明斯 Cummins QSB6.7-C260
功率/转速	Power/ rotation speed	kW/r/min	194/2200
扭矩/转速	Torque/ rotation speed	N.m//r/min	990/1500
排放	Emission standard	—	非公路, 欧三 Off-road, Euro III

作业性能参数
Lifting performance

行驶性能参数
Travelling performance

质量参数Mass

尺寸参数
Dimension

发动机
Engine

RT60支腿全伸 On Fully-extended Outriggers

9吨平衡重、支腿全伸、360° 作业 With counterweight of 9t, on fully-extended outriggers, 360° operation of the boom							
R/L	11.32	15.30	19.28	25.67	32.86	40.04	43.20
3.0	60.0						
3.5	49.2	35.7					
4.0	45.0	35.7	29.8				
5.0	37.4	34.7	28.9	22.1			
6.0	30.2	27.7	26.8	21.6	15.3		
7.0	25.2	23.0	22.5	20.3	14.9	10.2	
8.0	21.2	19.4	19.1	19.6	14.6	10.2	7.7
9.0	16.2		15.7	16.2	14.5	9.8	7.7
10.0	14.2		13.9	14.5	14.0	9.5	7.4
12.0	11.2		11.0	12.5	11.2	8.6	7.2
14.0	7.6			9.1	10.0	8.2	6.9
16.0	6.7				7.6	7.0	6.6
18.0	5.0				5.9	6.4	6.5
20.0	3.7				4.5	5.1	5.3
22.0	2.7				3.5	4.0	4.2
24.0	2.7				3.2	3.4	
26.0	2.0				2.5	2.7	
28.0	1.4				1.9	2.1	
30.0	1.4				1.6		
32.0	1.0				1.2		
34.0	0.6				0.8		
倍率 Parts of line	12	9	7	5	4	3	2

RT60轮胎支承作业 On Tires, stationary

9吨平衡重、轮胎支承作业不行驶 With counterweight of 9t, on tires, stationary						
R/L	11.32	15.30	19.28	25.67	32.86	
3.0	25.5					
3.5	21.6	19.9				
4.0	18.6	17.2	16.0			
5.0	12.8	12.3	12.1	12.3		
6.0	8.9	8.5	8.2	9.7	9.8	
7.0	6.3	5.9	5.7	7.1	8.0	
8.0	4.4	4.1	3.9	5.2	6.1	
9.0	2.8		2.6	3.8	4.7	
10.0	1.7		1.5	2.8	3.6	
12.0	1.2				2.0	
14.0	0.9					
倍率 Parts of line	6	4	4	3	2	

RT60支腿半伸 On Half-extended Outriggers

9吨平衡重、支腿半伸、360° 作业 With counterweight of 9t, on half-extended outriggers, 360° operation of the boom							
R/L	11.32	15.30	19.28	25.67	32.86	40.04	43.20
3.0	60.0						
3.5	49.2	35.7					
4.0	45.0	35.7	29.8				
5.0	37.4	34.7	28.9	22.1			
6.0	33.1	32.4	26.8	21.6	15.3		
7.0	23.7	23.2	22.9	20.3	14.9	10.2	
8.0	17.9	17.5	17.2	19.0	14.6	10.2	7.7
9.0	13.6		13.4	15.0	13.7	9.8	7.7
10.0	10.8		10.6	12.2	11.2	9.5	7.4
12.0	7.1		6.9	8.3	9.2	8.3	7.2
14.0	4.5			5.8	6.7	7.3	6.3
16.0	4.1				4.9	5.5	5.6
18.0	2.8				3.6	4.1	4.3
20.0	1.8				2.6	3.1	3.3
22.0	1.0				1.8	2.3	2.5
24.0	1.2				1.7	1.8	
26.0	0.7				1.1	1.3	
28.0	0.7				0.8		
倍率 Parts of line	12	9	7	5	4	3	2

RT60带载行驶 On tires, travel

9吨平衡重、轮胎支承、正前方作业、行驶速度≤2km/h With counterweight of 9t, on tires, boom over front, travel speed≤2km/h						
R/L	11.32	15.30	19.28	25.67	32.86	
3.0	21.1					
3.5	18.9	17.7				
4.0	17.0	16.0	15.1			
5.0	14.0	13.1	12.5	12.4		
6.0	11.6	10.9	10.4	10.5	10.3	
7.0	9.8	9.2	8.7	9.0	8.9	
8.0	7.7	7.4	7.2	7.8	7.8	
9.0	5.4		5.2	6.6	6.8	
10.0	4.0		3.8	5.1	5.9	
12.0	3.0				3.8	
14.0	2.3					
倍率 Parts of line	4	4	4	3	2	

RT100 主要技术参数 Main Technical Parameters

项目	Item	单位Unit	参数 Parameter
最大额定起重量	Max. rated lifting capacity	kg	100000
基本臂最大起重力矩	Max. load moment for basic boom	kN·m	3500
最长主臂最大起重力矩	Max. load moment for fully extended boom	kN·m	1840
基本臂最大起升高度	Max. lifting height for basic boom	mm	13200
主臂最大起升高度	Max. lifting height for boom	mm	48800
副臂最大起升高度	Max. lifting height for jib	mm	69000
主卷最大速度	Max. main winch speed	m/min	135
副卷最大速度	Max. auxiliary winch speed	m/min	135
变幅时间 Elevating time	全程起臂 Boom raising	s	80
	全程落臂 Boom lowering	s	120
伸缩时间 Telescoping time	全程伸臂 Boom fully extending	s	150
	全程缩臂 Boom fully retracting	s	180
最高回转速度(空载)	Max. slewing speed (no load)	r/min	2.0
水平支腿同时伸/缩时间	Outrigger beams extending/ retracting simultaneously	s	50/40
垂直支腿同时伸/缩时间	Outrigger jacks extending/ retracting simultaneously	s	60/40
最高行驶车速	Max. travel speed	km/h	33
驱动方式	Drive mode	—	4×2、4×4
最大爬坡度	Max. grade-ability	%	60
最小转弯直径	Min. turning radius	m	7.5(四轮four wheels),12(两轮two wheels)
转向模式	Steering mode	—	前轮独立转向、小转弯、蟹行、后桥独立转向 Independent front axle steering, small turning radius, crab walk and independent rear axle steering
行车制动	Service brake	—	液压双回路、盘式 Hydraulic dual circuit, disc brake
驻车制动	Parking brake	—	机械盘式, 液压解除 Mechanical disc brake, hydraulic release
整车整备质量(不含配重)	Curb mass (excluding counterweight)	kg	58850
配重质量	Counterweight	kg	18000
外形尺寸(长×宽×高)	Outline dimension (L×W×H)	mm	14900×3500×3990
轴距	Wheel base	mm	4645
轮距	Track	mm	2640
支腿跨距(纵/横)	Outrigger span (longitudinal/ lateral)	mm	8400/8200
基本臂臂长	Basic boom length	mm	12400
主臂臂长	Boom length	mm	48000
副臂长	Jib length	mm	20600
副臂安装角	Jib offset angle	°	0, 20, 40
吊臂最大/最小仰角	Max./ min. boom angle	°	80° / -2°
最小离地间隙	Min. ground clearance	°	568
接近角/离去角	Approach/ departure angle	°	21.1/17.3
型号	Model	—	康明斯 Cummins QSL8.9 -300
功率/转速	Power/ rotation speed	kW/r/min	224/2100
扭矩/转速	Torque/ rotation speed	N.m//r/min	1369/1300-1500
排放	Emission standard	—	非公路, 欧三 Off-road, Euro III

作业性能参数
Lifting performance

行驶性能参数
Travelling performance

质量参数Mass

尺寸参数
Dimension

发动机
Engine

RT100支腿全伸 On Fully-extended Outriggers

支腿全伸8.2米、平衡重18吨、360°全回转作业 On fully-extended outriggers of 8.2m, with counterweight of 18t, 360° operation of the boom								
R/L	12.4	16.85	21.3	28.43	36.44	44.45	48	
3.0	100.0							
3.5	91.0 76.0							
4.0	84.0 72.0 61.0							
5.0	70.0 62.0 56.0 41.6							
6.0	52.0 52.0 50.0 37.6 28.9							
7.0	44.0 44.0 44.0 34.5 26.5							
8.0	37.0 37.0 37.0 31.8 24.5 19.6							
9.0	31.0 34.0 34.0 29.5 22.7 18.5 14.5							
10.0	29.2 28.6 27.5 21.1 17.5 14.0							
12.0	19.8 19.3 21.6 18.5 15.7 12.6							
14.0	13.7 15.8 16.4 14.3 12.0							
16.0	9.9 11.9 13.2 13.0 11.3							
18.0	9.1 10.3 11.1 10.2							
20.0	7.0 8.2 8.9 9.2							
22.0	5.3 6.5 7.3 7.5							
24.0	4.0 5.2 5.9 6.2							
26.0	4.1 4.8 5.0							
28.0	3.2 3.9 4.1							
30.0	2.4 3.1 3.3							
32.0	2.4 2.6							
34.0	1.8 2.1							
36.0	1.5							
38.0	1.1							
40.0	0.7							
倍率 Parts of line	14	10	8	5	4	3	2	

RT100支腿半伸 On Half-extended Outriggers

支腿半伸6米、平衡重18吨、360°全回转作业 On half-extended outriggers of 6m, with counterweight of 18t, 360° operation of the boom								
R/L	12.4	16.85	21.3	28.43	36.44	44.45	48	
3.0	100.0							
3.5	91.0 76.0							
4.0	84.0 72.0 61.0							
5.0	70.0 62.0 56.0 41.6							
6.0	52.0 52.0 50.0 37.6 28.9							
7.0	40.9 39.5 38.6 34.5 26.5							
8.0	31.1 29.9 29.1 31.6 24.5 19.6							
9.0	24.5 23.4 22.8 25.0 22.7 18.5 14.5							
10.0	18.8 18.2 20.4 21.1 17.5 14.0							
12.0	12.7 12.2 14.1 15.4 15.7 12.6							
14.0	8.3 10.2 11.4 12.1 12.0							
16.0	5.6 7.4 8.6 9.3 9.5							
18.0	5.4 6.5 7.2 7.5							
20.0	3.8 4.9 5.6 5.9							
22.0	2.6 3.7 4.4 4.6							
24.0	1.6 2.7 3.4 3.6							
26.0	1.9 2.5 2.8							
28.0	1.2 1.8 2.0							
30.0	0.6 1.2 1.4							
32.0	0.7 0.9							
倍率 Parts of line	14	10	8	5	4	3	2	

RT100轮胎支承作业 On Tires, stationary

轮胎支承、平衡重18吨、360°全回转作业、不行驶 On tires, with counterweight of 18t, 360° operation of the boom, stationary						
R/L	12.40	16.85	21.30	28.43	36.44	
3.0	43.0					
3.5	36.0 33.0					
4.0	31.0 29.0 25.0					
5.0	25.0 22.9 21.1 20.9					
6.0	17.9 17.1 16.6 16.9					
7.0	13.4 12.6 12.1 13.8 13.8					
8.0	10.2 9.5 9.0 10.8 11.6					
9.0	7.8 7.1 6.7 8.5 9.6					
10.0	5.3 4.9 6.6 7.8					
12.0	2.7 2.4 4.0 5.1					
14.0	2.2 3.3					
16.0	0.9 1.9					
18.0	0.9					
倍率 Parts of line	6	5	4	3	2	

RT100带载行驶 On tires, travel

轮胎支承、平衡重18吨、正前方作业、行驶速度≤2km/h On tires, with counterweight of 18t, boom over front, travel speed ≤2km/h						
R/L	12.40	16.85	21.30	28.43	36.44	
3.0	32.9					
3.5	29.6 25.0					
4.0	26.8 24.8 23.2					
5.0	22.1 20.5 19.2 19.1					
6.0	15.9 15.1 14.7 16.2					
7.0	11.9 11.2 10.7 12.4 13.7					
8.0	9.0 8.4 8.0 9.6 10.7					
9.0	6.9 6.3 5.9 7.5 8.5					
10.0	4.7 4.4 5.9 6.9					
12.0	2.4 2.1 3.6 4.5					
14.0	2.0 2.9					
16.0	0.8 1.7					
18.0	0.8					
倍率 Parts of line	5	4	4	3	2	

RT100 XCMG

徐工徐工 助您成功
XCMG FOR YOUR SUCCESS



越野轮胎起重机
CASE
施工范例

